

Sikacryl®-621 Fire

YTELSESERKLÆRING

Nr. 86265704

1	PRODUKTYPENS ENTYDIGE IDENTIFIKASJONSKODE:	86265704
2	TILSIKTET BRUKSOMRÅDE:	ETA 18/1051/ EAD 350141-00-1106:2017 Fire stopping and fire sealing products, linear joint and gap seals
3	FABRIKANT:	Sika Services AG Tüffenwies 16-22 8064 Zürich
4	OPPNEVNT REPRESENTANT:	
5	SYSTEM FOR VURDERING OG KONTROLL AV YTEEVNE:	System 1
6b	EUROPEISK BEDØMMELSESDOKUMENT:	EAD 350141-00-1106 Edition 2017 Fire stopping and fire sealing products, linear joint and gap seals
	Europeisk teknisk bedømmelse:	ETA 18/1051 of 23/01/2019
	Teknisk bedømmelsesorgan:	Warrington Fire Testing and Certification Limited
	Tekniske kontrollorgan:	1121,2812

Declaration of Performance

Sikacryl®-621 Fire
86265704
2020.07 , ver. 12
1545

7 ANGITT YTELSE

The assessment of fitness for use has been made in accordance with EAD 350141-00-1106

Product Type: Sealant		Intended use: Linear Joint Seal
Basic requirement for construction work	Basic Requirement	Performance
BWR 1 Mechanical resistance and stability		
	None	Not relevant
BWR 2 Safety in case of fire		
EN 13501-1	Reaction to fire	No performance determined
EN 13501-2	Resistance to fire	Annex A
BWR 3 Hygiene, Health and the Environment		
EN 1026:2000	Air permeability	See section 3.3
EAD 350141-00-1106	Water permeability	No performance determined
Declaration by manufacturer	Release of dangerous substances	Use category IA3, S/W3 Declaration of manufacturer
BWR 4 Safety in use		
EOTA TR 001:2003	Mechanical resistance and stability	No performance determined
EOTA TR 001:2003	Resistance to impact/movement	No performance determined
EOTA TR 001:2003	Adhesion	No performance determined
BWR 5 Protection against noise		
EN 10140-2/ EN ISO 717-1	Airborne sound insulation	BS EN 10142-2: Rw (C;Ctr)= 38(-2;-7)
BWR 6 Energy, Economy and Heat Retention		
EN 12664, EN 12667 or EN 12939	Thermal properties	No performance determined
EN ISO 12572 EN12086	Water vapour permeability	No performance determined
General aspects relating to fitness for use		
EOTA TR 024:2009	Durability and serviceability	Z ₁
BWR 7 Sustainable use of natural resources		
		No performance determined

Declaration of Performance

Sikacryl®-621 Fire
86265704
2020.07 , ver. 12
1545

3.3 Air permeability

System Sikacryl®-621 Fire has been tested in accordance with BS EN 1314-1 to provide the following results:

Product tested			Sikacryl®-621 Fire	
	Results under positive chamber pressure		Results under negative chamber pressure	
Pressure (Pa)	Leakage (m ³ /h)	Leakage (m ³ /m ³ /h)	Leakage (m ³ /h)	Leakage (m ³ /m ³ /h)
50	0,0	0,0	0,0	0,0
100	0,0	0,0	0,0	0,0
150	0,0	0,0	0,1	2,8
200	0,0	0,0	0,1	2,8
250	0,0	0,0	0,1	2,8
300	0,0	0,0	0,0	0,0
450	0,1	2,8	0,1	2,8
600	0,1	2,8	0,1	2,8

Declaration of Performance

Sikacryl®-621 Fire
86265704
2020.07 , ver. 12
1545

Annex A
Resistance to Fire Classification of Sikacryl®-621 Fire

Orientation

The field of application regarding the orientation of the linear joint is given in Table 1.

Table 1

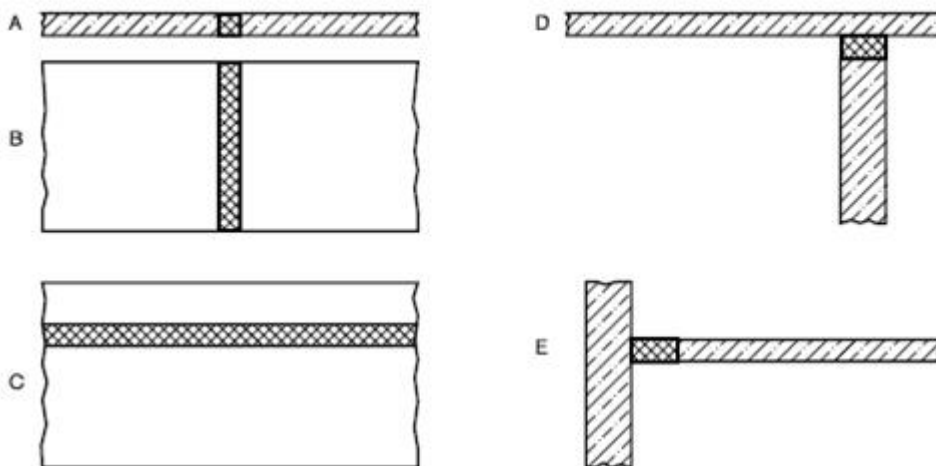
Tested orientation	Application
A	A, D, E ^a
B	B
C	C, D ^b

^a Orientation E will only be covered by test orientation A if shear movement was chosen and one face of the joint was fixed and the other was moved.




^b Orientation D will only be covered by test orientation C if shear movement was chosen and one face of the joint was fixed and the other face was moved.

Key

- A** linear joint in a horizontal test construction
- B** vertical linear joint in a vertical test construction
- C** horizontal linear joint in a vertical test construction
- D** horizontal wall joint abutting a floor, ceiling or roof
- E** horizontal floor joint abutting a wall



Key

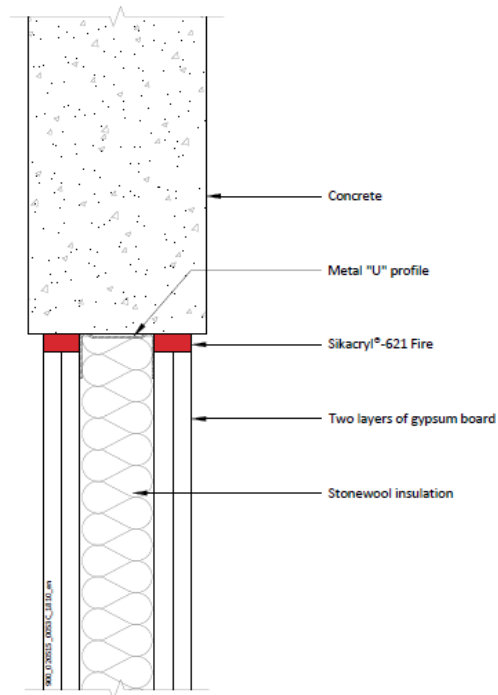
-  joint seal
-  wall – front view
-  wall or floor – section

- A** linear joint in a horizontal test construction
- B** vertical linear joint in a vertical test construction
- C** horizontal linear joint in a vertical test construction
- D** horizontal wall joint abutting a floor, ceiling or roof
- E** horizontal floor joint abutting a wall

Declaration of Performance

Sikacryl®-621 Fire
 86265704
 2020.07 , ver. 12
 1545

A1.1 Sikacryl®-621 Fire. Min 120 mm Thick – Sealing of Drywall Head Track-Sealant Flush To Both Faces Of The Wall



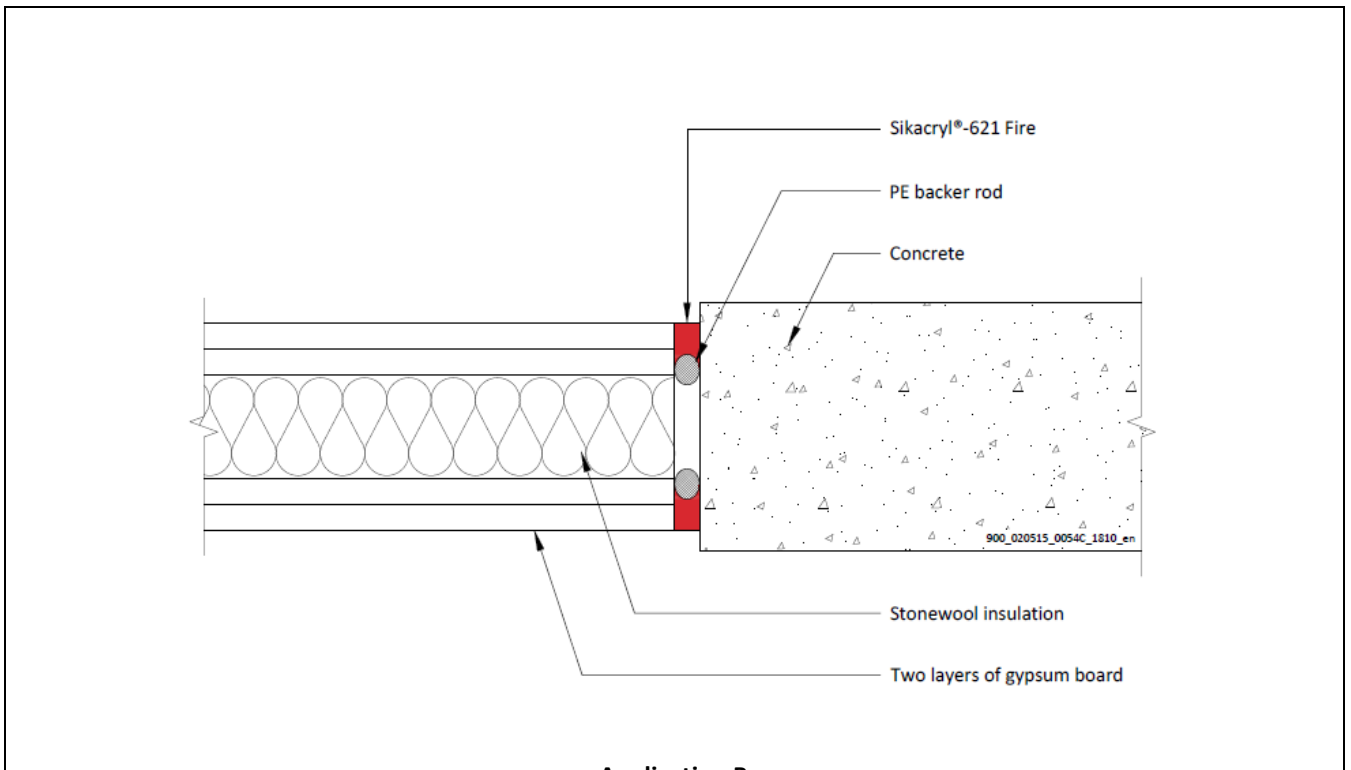
Application D

Substrate	Depth (mm)	Classification
Gypsum board/Steel head track	25mm. (Both Sides)	EI120-T – X – F – W 00 to 20
		EI120-V – X – F – W 00 to 20

Declaration of Performance

Sikacryl®-621 Fire
 86265704
 2020.07 , ver. 12
 1545

A1.2 Sikacryl®-621 Fire. Min 120 mm Thick Flexible or Rigid Wall.



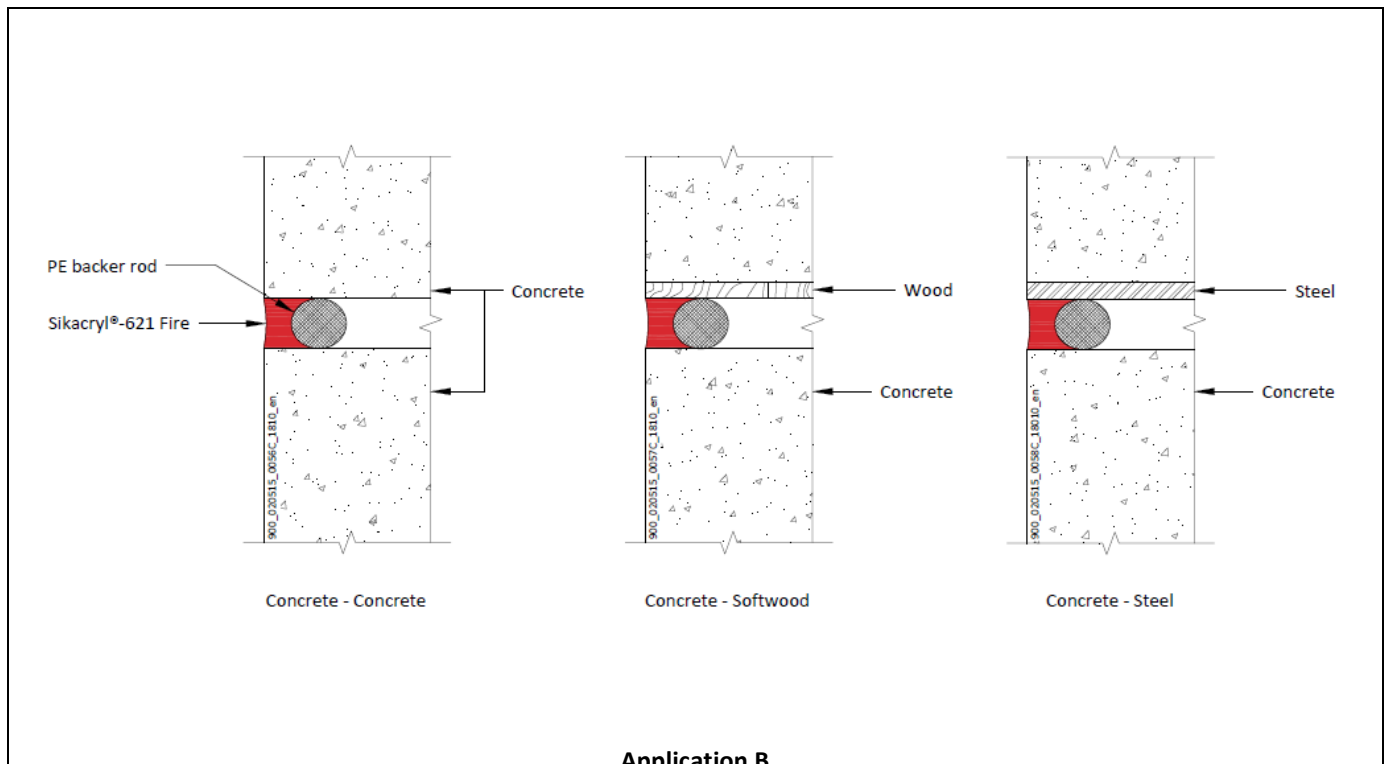
Application B

Substrate	Depth (mm)	Backing Material	Classification
Flexible Wall to Rigid Wall	12.5mm. (Both Sides)	PE backing Rod	E1120-V - X - F - W 00 to 20

Declaration of Performance

Sikacryl®-621 Fire
 86265704
 2020.07 , ver. 12
 1545

A1.3 Sikacryl®-621 Fire. Min 100 mm Thick Rigid Wall.



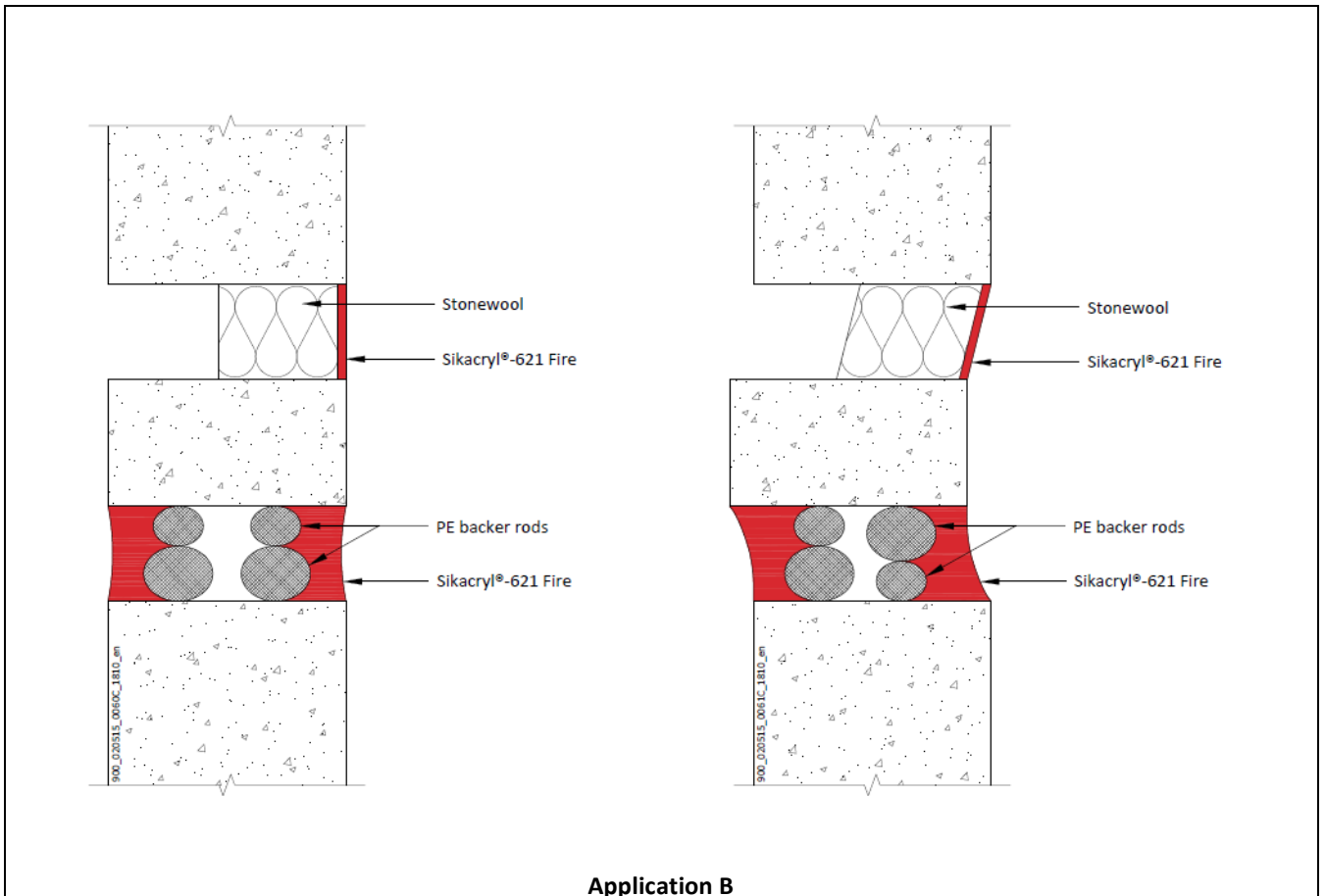
Application B

Substrate	Depth (mm)	Backing Material	Classification
Concrete-Concrete	10 (Single Side)	PE backing Rod	E120 EI45-V – X – F – W 00 to 20
Concrete-Concrete	25 (Single Side)		E120 EI60-V – X – F – W 00 to 50
Concrete-Steel	10 (Single Side)		E120 EI20-V – X – F – W 00 to 20
Concrete-Steel	50 (Single Side)		E45 EI30-V – X – F – W 00 to 50
Concrete-Softwood	10 (Single Side)		E30 EI20-V – X – F – W 00 to 20
Concrete-Softwood	50 (Single Side)		EI45-V – X – F – W 00 to 50

Declaration of Performance

Sikacryl®-621 Fire
 86265704
 2020.07 , ver. 12
 1545

A1.4 Sikacryl®-621 Fire. Min 150 mm Thick Rigid Wall.



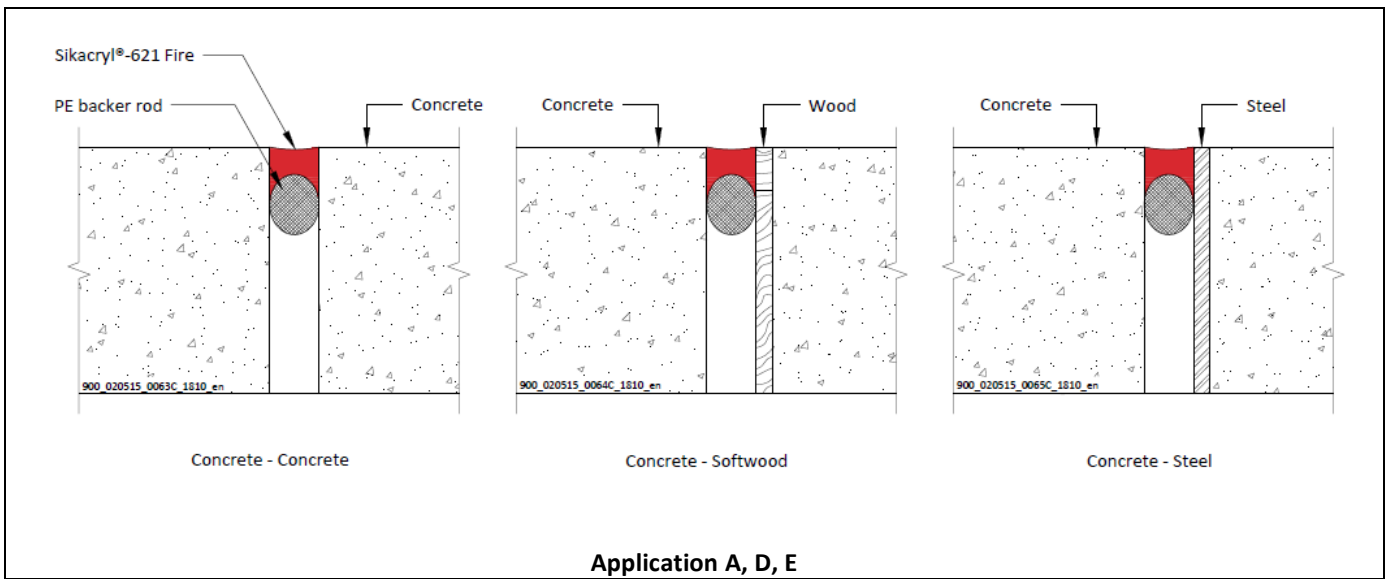
Application B

Substrate	Depth (mm)	Backing Material	Classification
Concrete-Concrete	20 (Double Side)	PE backing rod	E240 EI120-V – 25 – F – W 00 to 60
Concrete-Concrete	5 (Non fireside Side)	Stonewool 75mm deep, 60kg/m ³	E240 EI120-V – 25 – F – W 00 to 60

Declaration of Performance

Sikacryl®-621 Fire
86265704
2020.07 , ver. 12
1545

A1.5 Sikacryl®-621 Fire. Min 150 mm Thick Rigid Floor.



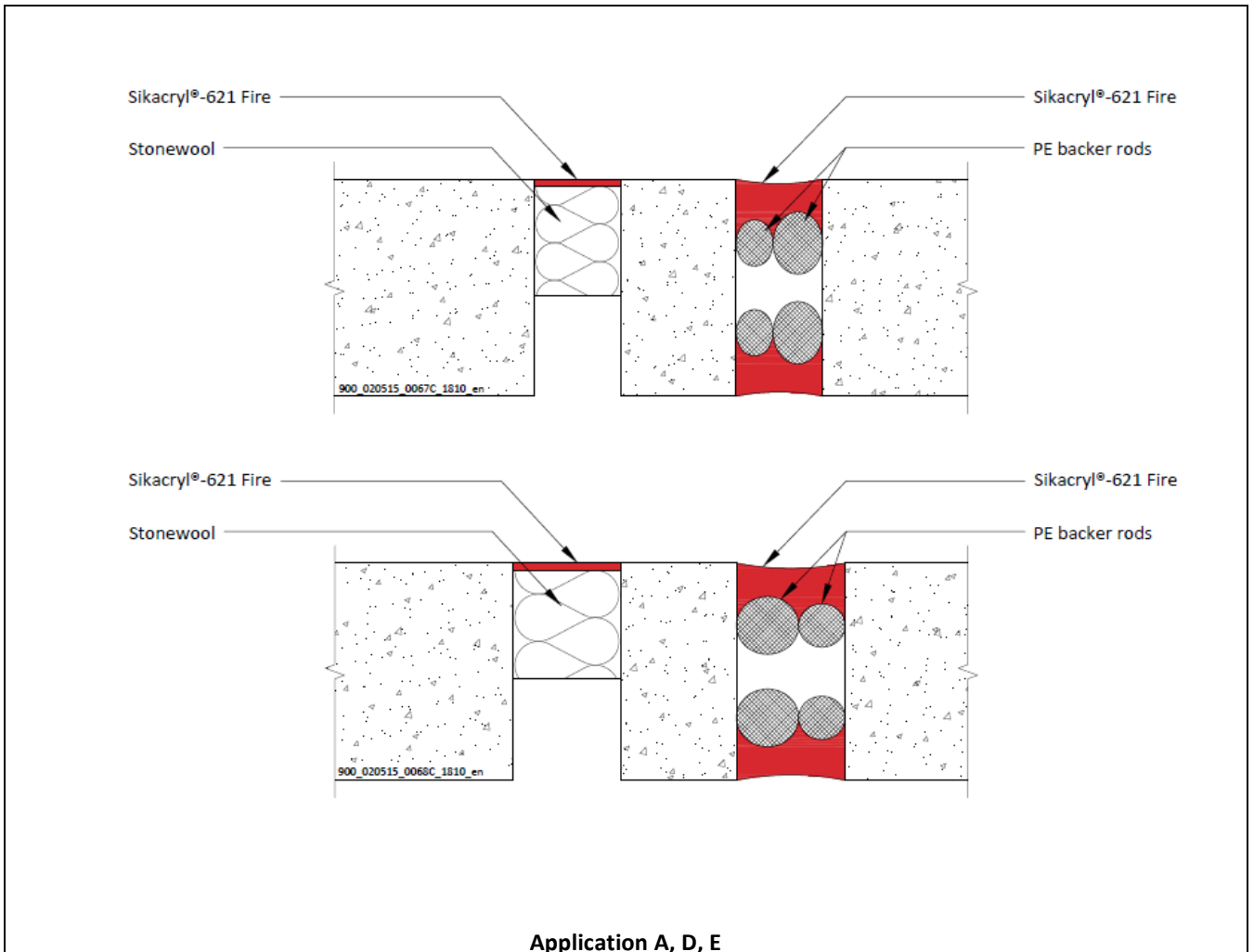
Application A, D, E

Substrate	Depth (mm)	Backing Material	Classification
Concrete-Concrete	10 (Single Side)	PE backing Rod	E240 EI45-H-X-F-W 00 to 20
Concrete-Concrete	25 (Single Side)		E240 EI90-H-X-F-W 00 to 50
Concrete-Steel	10 (Single Side)		E120 EI20-H-X-F-W 00 to 20
Concrete-Steel	50 (Single Side)		E240 EI90-H-X-F-W 00 to 50
Concrete-Softwood	10 (Single Side)		EI30-H-X-F-W 00 to 20
Concrete-Softwood	50 (Single Side)		EI45-H-X-F-W 00 to 50

Declaration of Performance

Sikacryl®-621 Fire
 86265704
 2020.07 , ver. 12
 1545

A1.6 Sikacryl®-621 Fire. Min 150 mm Thick Rigid Floor



Application A, D, E

Substrate	Depth (mm)	Backing Material	Classification
Concrete-Concrete	20 (Double Side)	Stonewool 75mm deep, 60kg/m ³	E240 EI120-H - 25 - F - W 00 to 60
Concrete-Concrete	5 (Non fireside Side)	PE Backing rod	E240 EI120-H - 25 - F - W 00 to 60

Declaration of Performance

Sikacryl®-621 Fire
86265704
2020.07 , ver. 12
1545

8 RELEVANT TEKNISK DOKUMENTASJON OG/ELLER SPESIFIKK TEKNISK DOKUMENTASJON

Ytelsen for varen som angitt i pkt. 1 og 2, er i samsvar med ytelsen angitt i pkt. 7. Denne ytelseserklæringen er utstedt i samsvar med forskrift (EU) nr. 305/2011 på eget ansvar av produsenten, som angitt i pkt. 3.

Undertegnet for og på vegne av produsenten av:

Navn: Ralph Spielmann
Funksjon: General Manager
Sika Norge AS
Sted Skjetten dato: 27. juli 2020

Navn : Ingrid Kalstad
Funksjon: Technical Manager -
Sealing & Bonding
Sted Skjetten dato: 27. juli 2020



Ovenstående informasjon i samsvar med krav i EU-forordning nr. 305/2011


RELATED DECLARATION OF PERFORMANCE

Product Name	Harmonised technical specification	DoP Number
Sikacryl®- 621 Fire	EN 15651-1:2012	97397559
Sikacryl®- 621 Fire	EAD 350454-00-1104:2017	66205564

Declaration of Performance

Sikacryl®-621 Fire
86265704
2020.07 , ver. 12
1545

FULL CE MARKING

 19
Sika Services AG, Zurich, Switzerland
86265704
EAD 350141-00-1106:2017
1121, 2812
Fire stopping and fire sealing products, linear joint and gap seals

Declaration of Performance

Sikacryl®-621 Fire
86265704
2020.07 , ver. 12
1545

The assessment of fitness for use has been made in accordance with EAD 350141-00-1106

Product Type: Sealant		Intended use: Linear Joint Seal
Basic requirement for construction work	Basic Requirement	Performance
BWR 1 Mechanical resistance and stability		
	None	Not relevant
BWR 2 Safety in case of fire		
EN 13501-1	Reaction to fire	No performance determined
EN 13501-2	Resistance to fire	Annex A
BWR 3 Hygiene, Health and the Environment		
EN 1026:2000	Air permeability	See section 3.3
EAD 350141-00-1106	Water permeability	No performance determined
Declaration by manufacturer	Release of dangerous substances	Use category IA3, S/W3 Declaration of manufacturer
BWR 4 Safety in use		
EOTA TR 001:2003	Mechanical resistance and stability	No performance determined
EOTA TR 001:2003	Resistance to impact/movement	No performance determined
EOTA TR 001:2003	Adhesion	No performance determined
BWR 5 Protection against noise		
EN 10140-2/ EN ISO 717-1	Airborne sound insulation	BS EN 10142-2: Rw (C;Ctr)= 38(-2;-7)
BWR 6 Energy, Economy and Heat Retention		
EN 12664, EN 12667 or EN 12939	Thermal properties	No performance determined
EN ISO 12572 EN12086	Water vapour permeability	No performance determined
General aspects relating to fitness for use		
EOTA TR 024:2009	Durability and serviceability	Z ₁
BWR 7 Sustainable use of natural resources		
		No performance determined

Declaration of Performance

Sikacryl®-621 Fire
86265704
2020.07 , ver. 12
1545

3.3 Air permeability

System Sikacryl®-621 Fire has been tested in accordance with BS EN 1314-1 to provide the following results:

Product tested			Sikacryl®-621 Fire	
	Results under positive chamber pressure		Results under negative chamber pressure	
Pressure (Pa)	Leakage (m ³ /h)	Leakage (m ³ /m ³ /h)	Leakage (m ³ /h)	Leakage (m ³ /m ³ /h)
50	0,0	0,0	0,0	0,0
100	0,0	0,0	0,0	0,0
150	0,0	0,0	0,1	2,8
200	0,0	0,0	0,1	2,8
250	0,0	0,0	0,1	2,8
300	0,0	0,0	0,0	0,0
450	0,1	2,8	0,1	2,8
600	0,1	2,8	0,1	2,8

Declaration of Performance

Sikacryl®-621 Fire
86265704
2020.07 , ver. 12
1545

Annex A
Resistance to Fire Classification of Sikacryl®-621 Fire

Orientation

The field of application regarding the orientation of the linear joint is given in Table 1.

Table 1

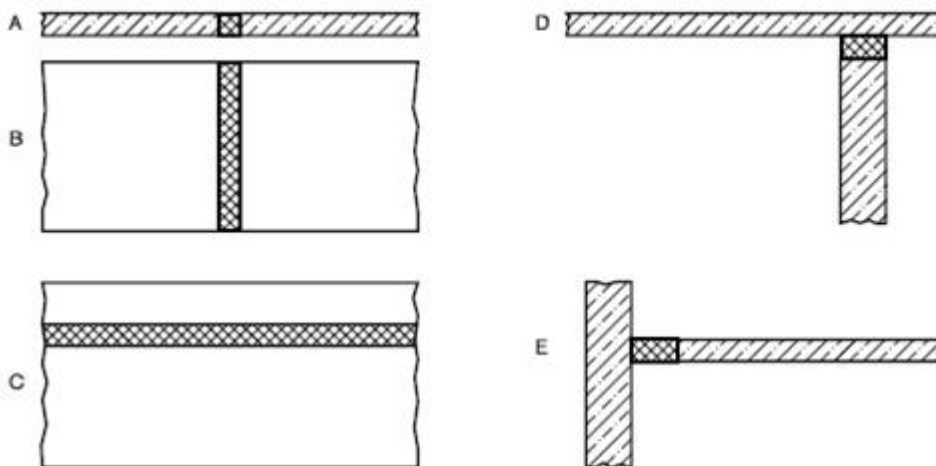
Tested orientation	Application
A	A, D, E ^a
B	B
C	C, D ^b

^a Orientation E will only be covered by test orientation A if shear movement was chosen and one face of the joint was fixed and the other was moved.




^b Orientation D will only be covered by test orientation C if shear movement was chosen and one face of the joint was fixed and the other face was moved.

Key

- A** linear joint in a horizontal test construction
- B** vertical linear joint in a vertical test construction
- C** horizontal linear joint in a vertical test construction
- D** horizontal wall joint abutting a floor, ceiling or roof
- E** horizontal floor joint abutting a wall



Key

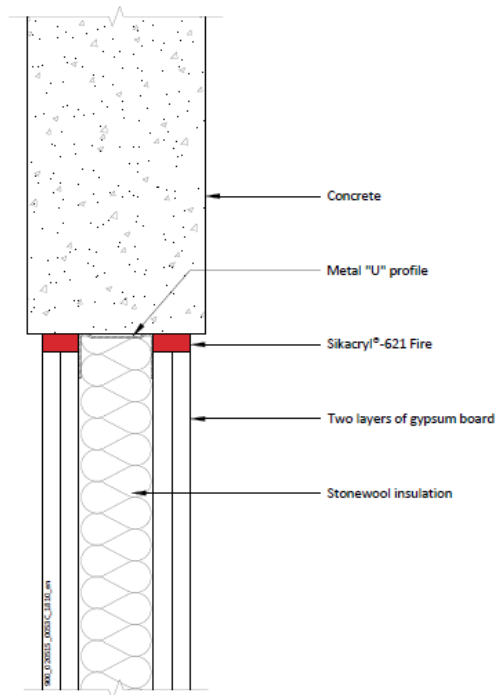
-  joint seal
-  wall – front view
-  wall or floor – section

- A** linear joint in a horizontal test construction
- B** vertical linear joint in a vertical test construction
- C** horizontal linear joint in a vertical test construction
- D** horizontal wall joint abutting a floor, ceiling or roof
- E** horizontal floor joint abutting a wall

Declaration of Performance

Sikacryl®-621 Fire
 86265704
 2020.07 , ver. 12
 1545

A1.1 Sikacryl®-621 Fire. Min 120 mm Thick – Sealing of Drywall Head Track-Sealant Flush To Both Faces Of The Wall



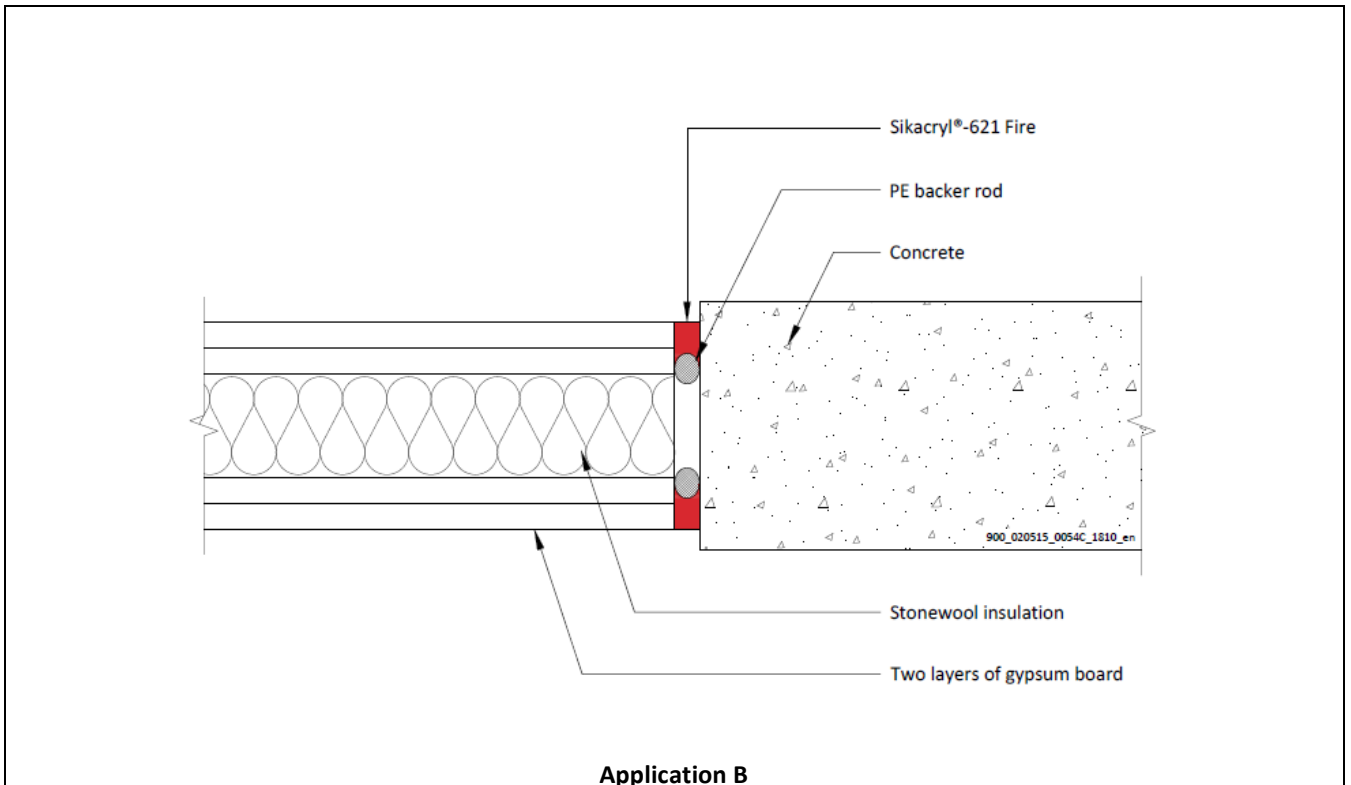
Application D

Substrate	Depth (mm)	Classification
Gypsum board/Steel head track	25mm. (Both Sides)	EI120-T – X – F – W 00 to 20
		EI120-V – X – F – W 00 to 20

Declaration of Performance

Sikacryl®-621 Fire
 86265704
 2020.07 , ver. 12
 1545

A1.2 Sikacryl®-621 Fire. Min 120 mm Thick Flexible or Rigid Wall.



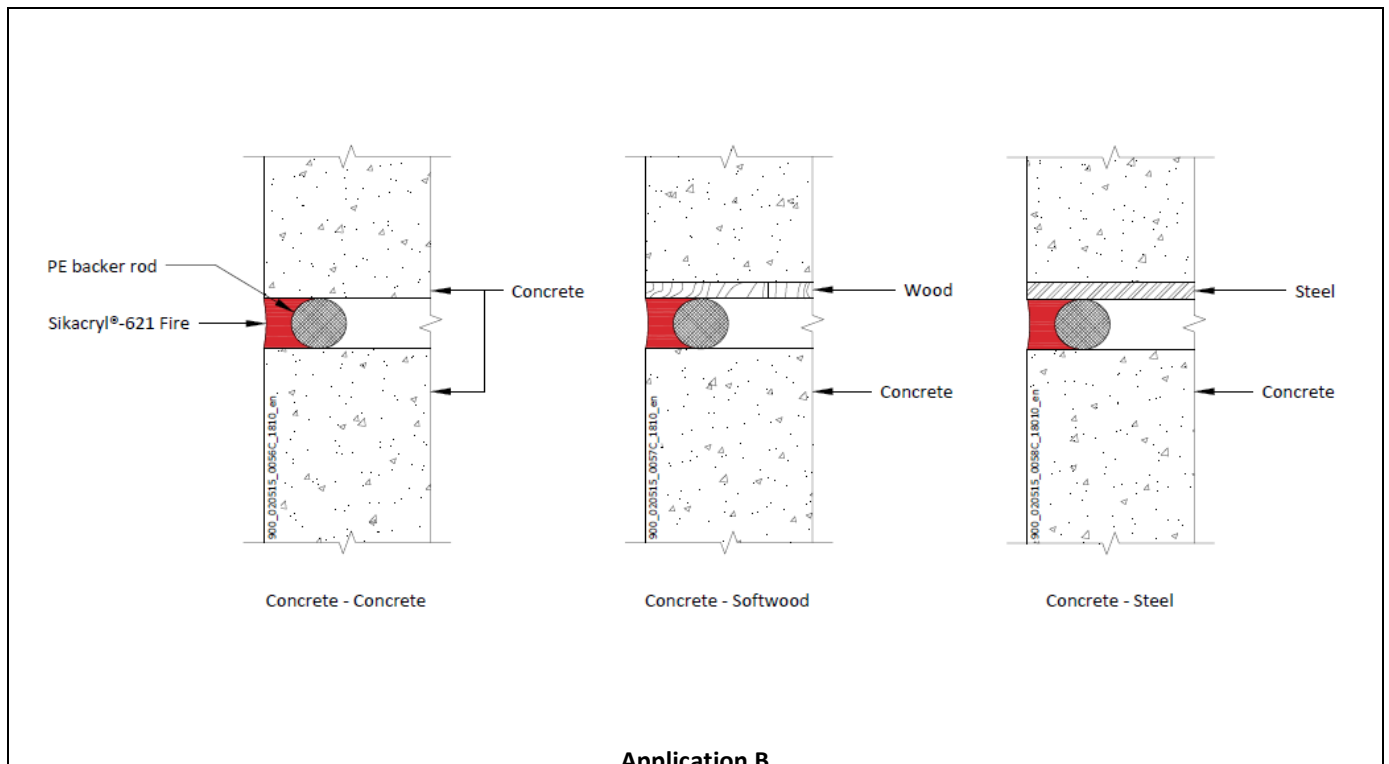
Application B

Substrate	Depth (mm)	Backing Material	Classification
Flexible Wall to Rigid Wall	12.5mm. (Both Sides)	PE backing Rod	E1120-V - X - F - W 00 to 20

Declaration of Performance

Sikacryl®-621 Fire
 86265704
 2020.07 , ver. 12
 1545

A1.3 Sikacryl®-621 Fire. Min 100 mm Thick Rigid Wall.



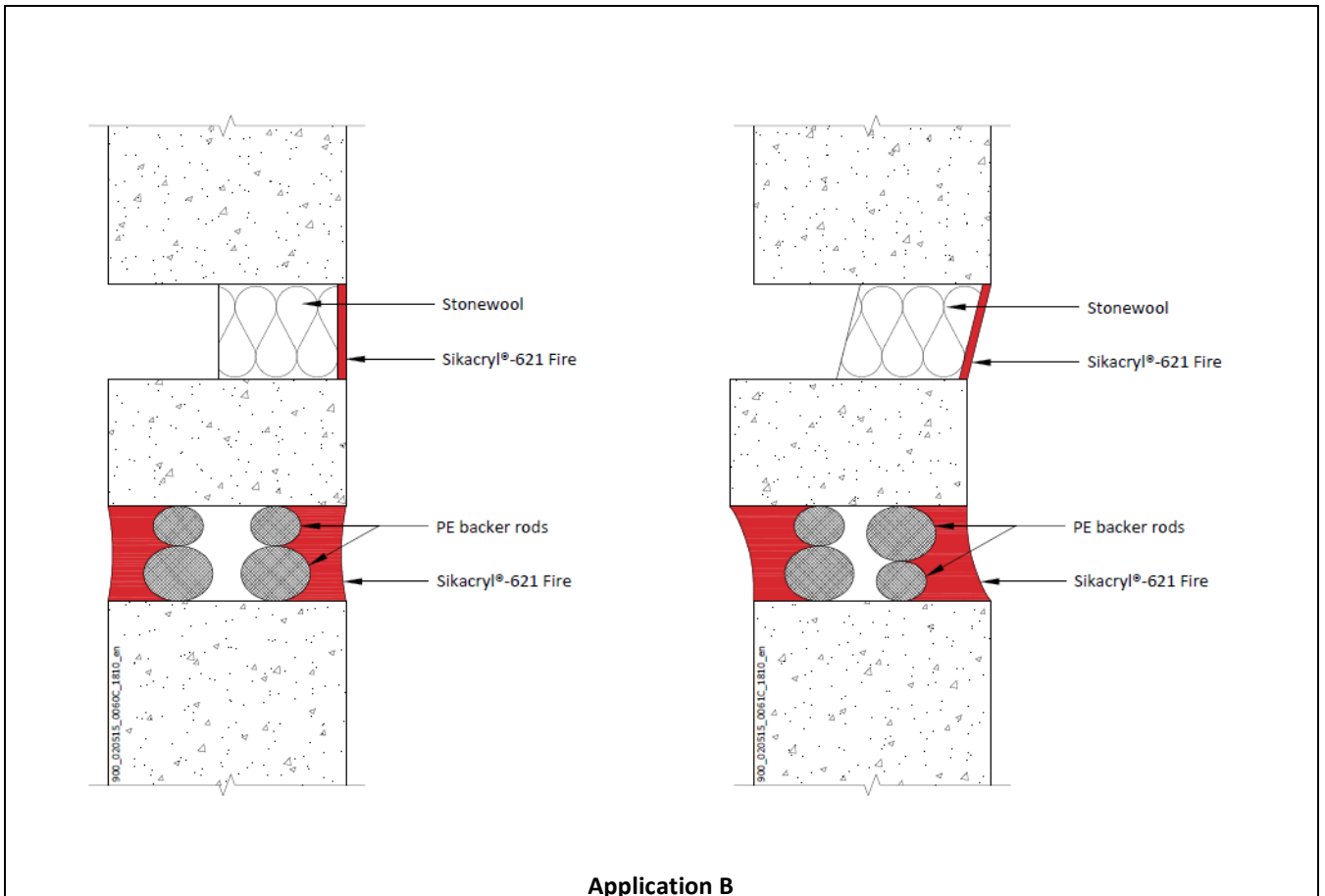
Application B

Substrate	Depth (mm)	Backing Material	Classification
Concrete-Concrete	10 (Single Side)	PE backing Rod	E120 EI45-V – X – F – W 00 to 20
Concrete-Concrete	25 (Single Side)		E120 EI60-V – X – F – W 00 to 50
Concrete-Steel	10 (Single Side)		E120 EI20-V – X – F – W 00 to 20
Concrete-Steel	50 (Single Side)		E45 EI30-V – X – F – W 00 to 50
Concrete-Softwood	10 (Single Side)		E30 EI20-V – X – F – W 00 to 20
Concrete-Softwood	50 (Single Side)		EI45-V – X – F – W 00 to 50

Declaration of Performance

Sikacryl®-621 Fire
 86265704
 2020.07 , ver. 12
 1545

A1.4 Sikacryl®-621 Fire. Min 150 mm Thick Rigid Wall.



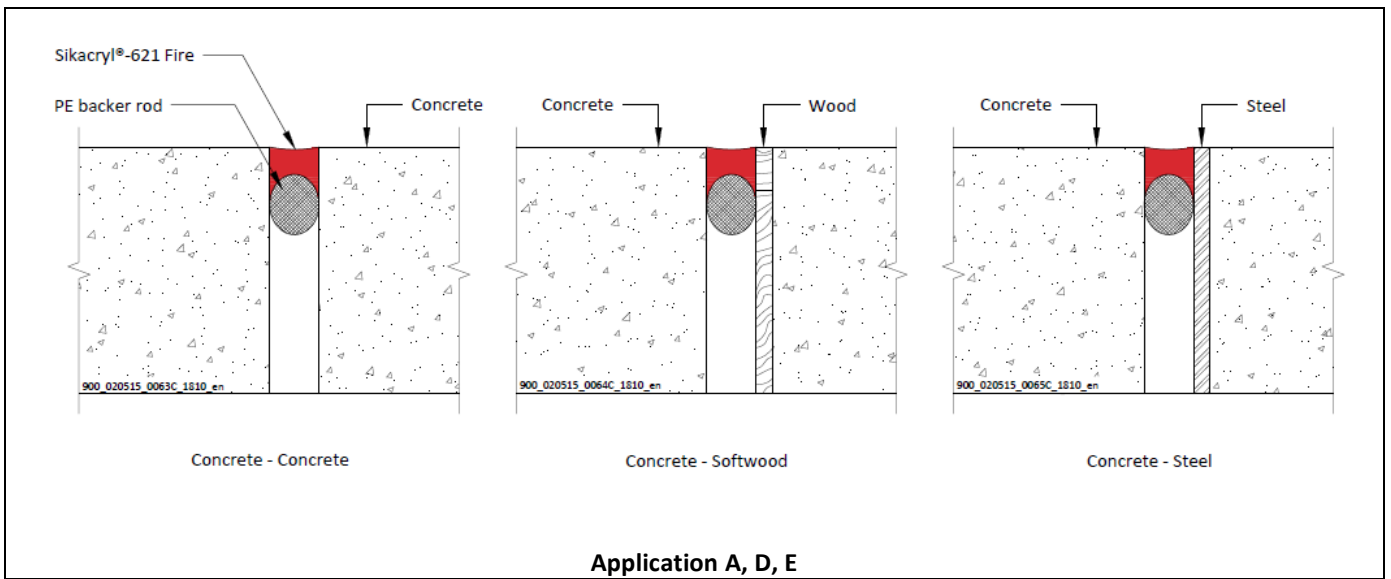
Application B

Substrate	Depth (mm)	Backing Material	Classification
Concrete-Concrete	20 (Double Side)	PE backing rod	E240 EI120-V – 25 – F – W 00 to 60
Concrete-Concrete	5 (Non fireside Side)	Stonewool 75mm deep, 60kg/m ³	E240 EI120-V – 25 – F – W 00 to 60

Declaration of Performance

Sikacryl®-621 Fire
86265704
2020.07 , ver. 12
1545

A1.5 Sikacryl®-621 Fire. Min 150 mm Thick Rigid Floor.



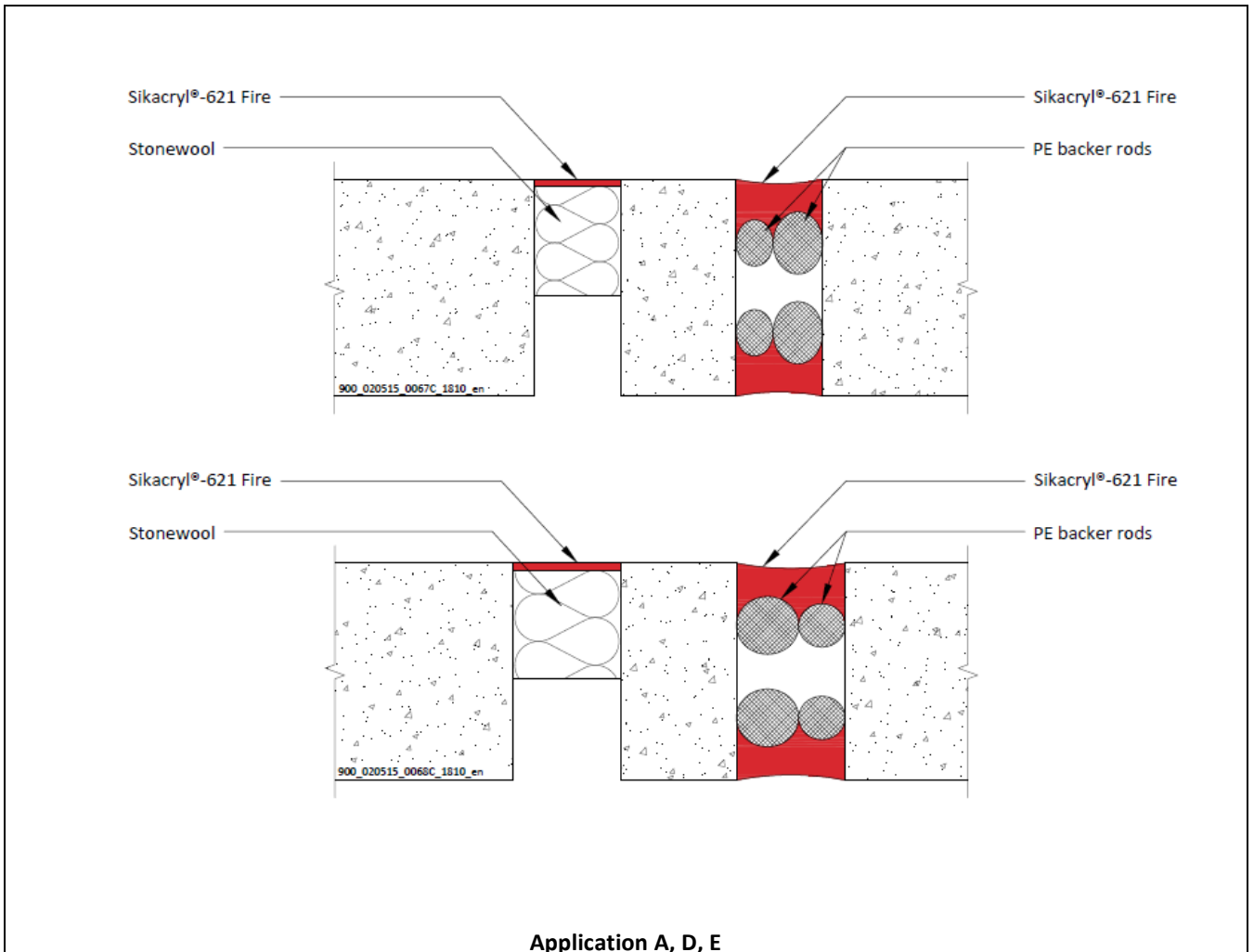
Application A, D, E

Substrate	Depth (mm)	Backing Material	Classification
Concrete-Concrete	10 (Single Side)	PE backing Rod	E240 EI45-H - X - F - W 00 to 20
Concrete-Concrete	25 (Single Side)		E240 EI90-H - X - F - W 00 to 50
Concrete-Steel	10 (Single Side)		E120 EI20-H - X - F - W 00 to 20
Concrete-Steel	50 (Single Side)		E240 EI90-H - X - F - W 00 to 50
Concrete-Softwood	10 (Single Side)		EI30-H - X - F - W 00 to 20
Concrete-Softwood	50 (Single Side)		EI45-H - X - F - W 00 to 50

Declaration of Performance

Sikacryl®-621 Fire
 86265704
 2020.07 , ver. 12
 1545

A1.6 Sikacryl®-621 Fire. Min 150 mm Thick Rigid Floor



Application A, D, E

Substrate	Depth (mm)	Backing Material	Classification
Concrete-Concrete	20 (Double Side)	Stonewool 75mm deep, 60kg/m ³	E240 EI120-H - 25 - F - W 00 to 60
Concrete-Concrete	5 (Non fireside Side)	PE Backing rod	E240 EI120-H - 25 - F - W 00 to 60

dop.sika.com

Declaration of Performance

Sikacryl®-621 Fire
86265704
2020.07 , ver. 12
1545

CE MARKING TO BE PLACED ON THE LABEL

 19
Sika Services AG, Zurich, Switzerland
86265704
EAD 350141-00-1106:2017
1121, 2812
Fire stopping and fire sealing products, linear joint and gap seals
For details see accompanying documents
dop.sika.com

HELSE, MILJØ OG SIKKERHETS INFORMASJON (REACH)

Brukere skal alltid forholde seg til sist oppdaterte versjon av produktdatablad og HMS-datablad for det aktuelle produktet. Kopier av gjeldende versjoner finnes på Sika Norges internettsider: www.sika.no.

PRODUKTANSVAR:

Denne informasjonen og i særdeleshet anbefalingene i forbindelse med anvendelse av Sika-produkter er gitt i god tro, basert på Sikas inneværende kunnskap og erfaring med produktene når de er riktig lagret, behandlet og anvendt under normale forhold. I praksis vil forskjellene i materialer, underlag og lokale forhold være av en slik karakter at verken denne informasjonen, andre skriftlige anbefalinger eller noen annen form for råd kan innebære noen garanti med hensyn til det bearbejdede produktets omsetnings-potensial eller egnethet for et bestemt formål, ei heller noen annen form for juridisk ansvar. Tredjeparts eiendomsrett må respekteres. Enhver ordre aksepteres i henhold til Sikas gjeldende salgs- og leverings-betingelser. Brukere skal alltid forholde seg til sist oppdaterte versjon av produktdatablad og HMS-datablad for det aktuelle produktet. Kopier av gjeldende versjoner finnes på Sika Norges internettsider.

Declaration of Performance

Sikacryl®-621 Fire
86265704
2020.07 , ver. 12
1545

Sika Norge AS
Sanitetsveien 1
2013, Skjetten
Norway
www.sika.no

Declaration of Performance
Sikacryl®-621 Fire
86265704
2020.07 , ver. 12
1545

23/23

BUILDING TRUST

