

Sikacrete-630 Fire+

YTELSESERKLÆRING

No. 20537727

1	PRODUKTYPENS ENTYDIGE IDENTIFIKASJONSKODE:	20537727
2	TILSIKTET BRUKSOMRÅDE:	EAD 350454-00-1104:2017 Fire Stopping and Sealing Product: Penetration Seals
3	FABRIKANT:	Sika Services AG Tüffenwies 16-22 8064 Zürich
4	OPPNEVNT REPRESENTANT:	-
5	SYSTEM FOR VURDERING OG KONTROLL AV YTEEVNE:	System 1
6b	EUROPEISK BEDØMMELSES DOKUMENT:	EAD 350454-00-1104:2017
	Europeisk Teknisk Bedømmelse:	ETA-21/1033 of 2021/11/25
	Teknisk bedømmelsesorgan:	ETA-DANMARK A/S
	Teknisk kontrollorgan (hEN) / vurderingsorgan (ETA):	2531

7 ANGITT YTELSE

Essential Characteristics	Performance	AVCP	Harmonised Technical Specification
Reaction to fire	Class A1	System 1	EAD 350454-00-1104:2017
Resistance to fire	Annex A	System 1	
Air permeability	Annex B	System 1	
Water permeability	NPD	System 1	
Content, emission and/or release of dangerous substances	NPD	System 1	
Mechanical resistance and stability	Suitable for use in walls and floors in Zone Types I, II, III & IV*	System 1	
Resistance to impact/movement		System 1	
Adhesion		System 1	
Durability	Z2	System 1	
Airborne sound insulation at 25 mm depth	Rw 48 (-1;-3) dB	System 1	
Thermal properties	NPD	System 1	
Water vapour permeability	NPD	System 1	

*) at dimensions up to 2.4 and with soft and hard body impact

2.4 Specification of the intended uses of the product in accordance with the applicable European Assessment Document (Hereinafter EAD): EAD 350454-00-1104

The system Sikacrete-630 Fire+ may be used to seal apertures in the separating element up to 2400 mm wide by 1200 mm high in a wall, and 2400 mm by 1200 mm in a floor. The additional sizes that are permitted in floors are:

Width (mm)	Length (mm)
1100	2900
1000	4000
900	7000
≤ 800	∞ (infinite)

The minimum permitted separation between adjacent seals/apertures is 200 mm. Services within the system Sikacrete-630 Fire+ seal do not require a minimum separation, except where specifically detailed in Annex A.

Ytelseserklæring
Sikacrete-630 Fire+

20537727
2021.12 , ver. 1
1549

FOR NÆRMERE INFORMASJON:

Sika Norge AS
Sanitetsveien 1,
NO-2013 SKJETTEN, Norge

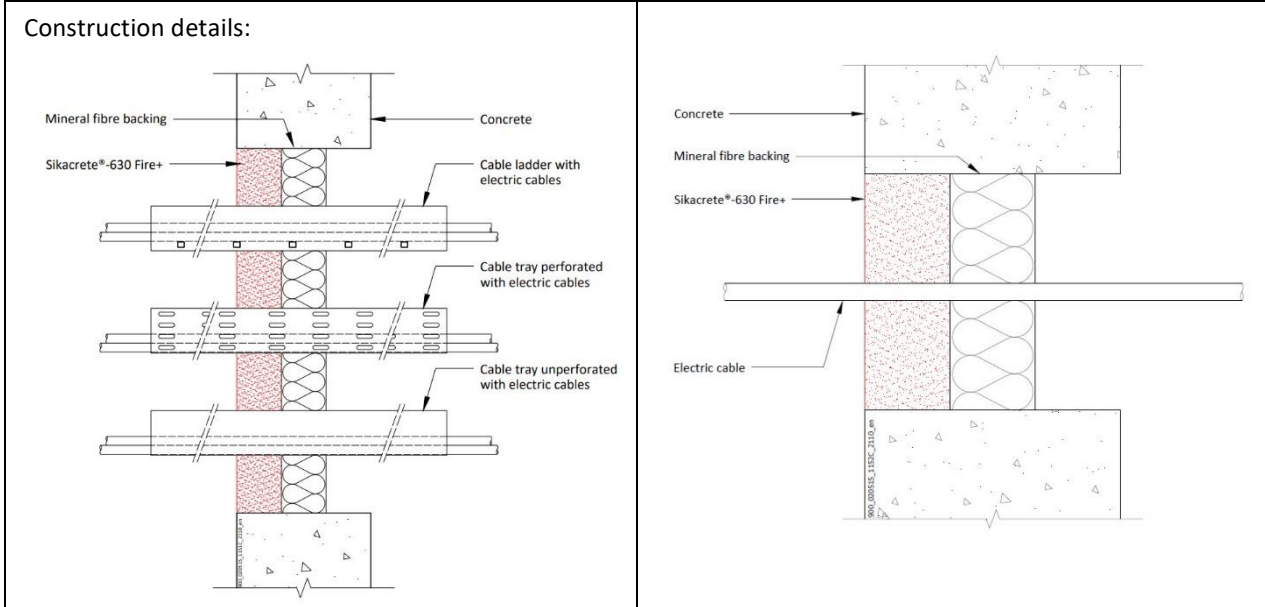
tlf. +47 67 06 79 00
www.sika.no

ANNEX A – RESISTANCE TO FIRE CLASSIFICATION – SIKACRETE-630 FIRE+

A.1 Rigid wall constructions according to 1.2.1 with wall thickness of minimum 150 mm

A.1.1 Cable penetration seal with 50 mm deep Sikacrete-630 Fire+ backed with mineral fibre board

Penetration Seal: Cables fitted at any position within the aperture (min. separation 25 mm from seal edges), with min. 50 mm Sikacrete-630 Fire+ to either side of the wall (or at any position in between), backed with min. 50 mm stone wool board min. 150 kg/m³.



A.1.1.1 Single side penetration seal with cables

Services	Maximum aperture	Classification
None (blank)	As section 2. 4)	E 180, EI 120
Single electrical cables up to 21 mm Ø		E 180, EI 60
Single electrical cables up to 21 mm Ø	80 x 80 mm	E 240, EI 60
Electrical cables up to 21 mm Ø (single, bundled and on trays)	As section 2. 4)	E 180, EI 60
Electrical cables up to 50 mm Ø (single, bundled and on trays)		E 180, EI 45
Electrical cables up to 80 mm Ø (single, bundled and on trays)		E 120, EI 45
Telecommunication cables up to 21 mm Ø (single or bundles up to 100 mm Ø)		E 180, EI 90
Steel cable trays & ladders		E 180, EI 60
Non-sheathed wires up to 17 mm Ø		E 180, EI 45
Non-sheathed wires up to 24 mm Ø		E 180, EI 30
Copper conduits up to 16 mm Ø		E 180 C/U, EI 30 C/U
Steel conduits up to 16 mm Ø		E 180 C/U, EI 60 C/U

Ytelseserklæring
Sikacrete-630 Fire+

20537727
2021.12 , ver. 1
1549

FOR NÆRMERE INFORMASJON:

Sika Norge AS
Sanitetsveien 1,
NO-2013 SKJETTEN, Norge

tlf. +47 67 06 79 00
www.sika.no

PVC conduits up to 16 mm \emptyset

E 180 C/U, E 180 C/C,
EI 60 C/U, EI 60 C/C

Ytelseserklæring
Sikacrete-630 Fire+

20537727
2021.12 , ver. 1
1549

**FOR NÆRMERE
INFORMASJON:**

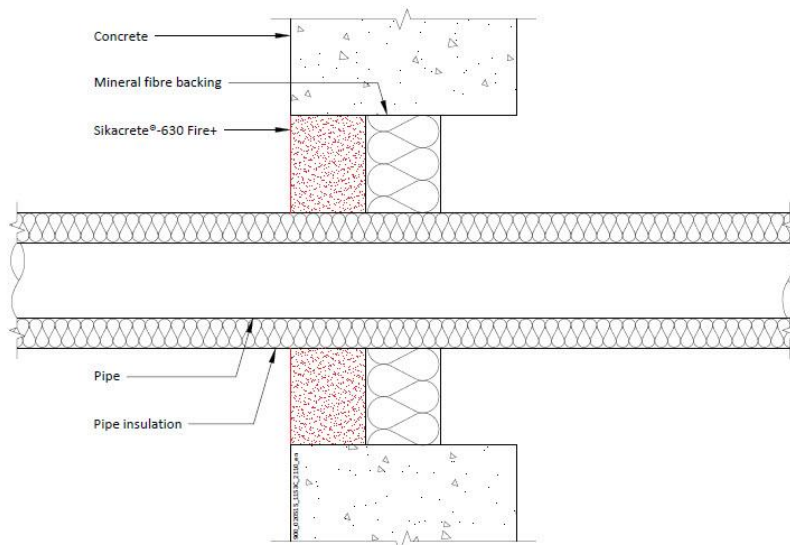
Sika Norge AS
Sanitetsveien 1,
NO-2013 SKJETTEN, Norge

tlf. +47 67 06 79 00
www.sika.no

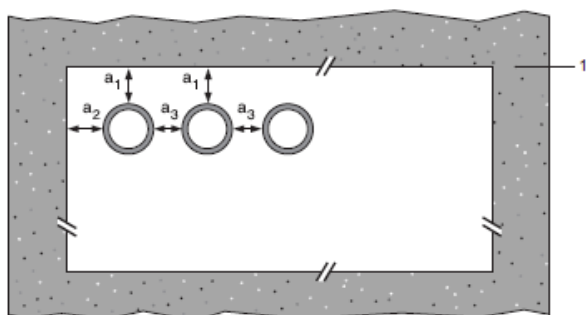
A.1.2 Pipe penetration seal with 50 mm deep Sikacrete-630 Fire+ backed with mineral fibre board

Penetration Seal: CS (Continuous Sustained) insulated metallic pipes fitted at any position within the aperture (min. separation 30 mm from seal edges, with min. 50 mm Sikacrete-630 Fire+ to either sides of the wall (or any position in between), backed with min. 50 mm stone wool min. 150 kg/m³.

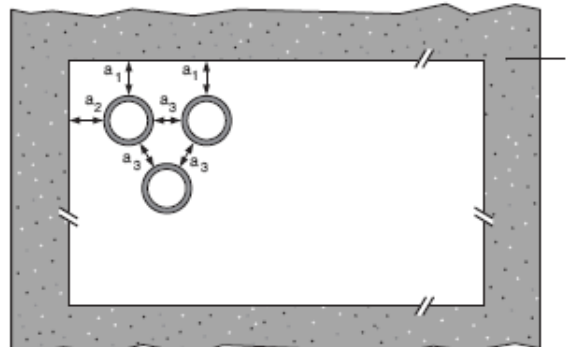
Construction details:



Configuration 1



Configuration 2



Key

- 1 Supporting construction
- a1 Pipe / top edge of seal separation
- a2 Pipe / side edge of seal separation
- a3 Pipe / pipe separation

A.1.2.1 Single side penetration seal with pipes

Services	Maximum aperture	Insulation	Classification
----------	------------------	------------	----------------

Ytelseserklæring
Sikacrete-630 Fire+

20537727
2021.12 , ver. 1
1549

FOR NÆRMERE INFORMASJON:

Sika Norge AS
Sanitetsveien 1,
NO-2013 SKJETTEN, Norge

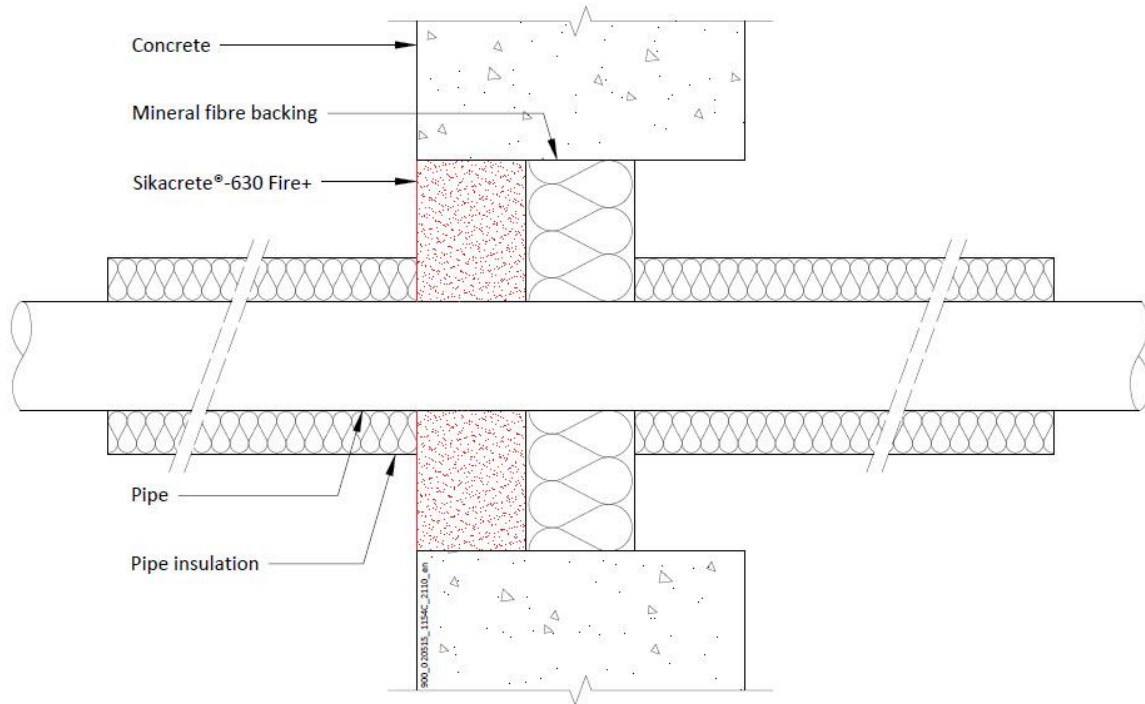
tlf. +47 67 06 79 00
www.sika.no

Steel pipes 219 diameter/ 5-14.2 mm wall	As section 2. 4)	30 mm stone wool min. 80 kg/m ³	E 120 C/U, EI 90 C/U
---	---------------------	---	----------------------

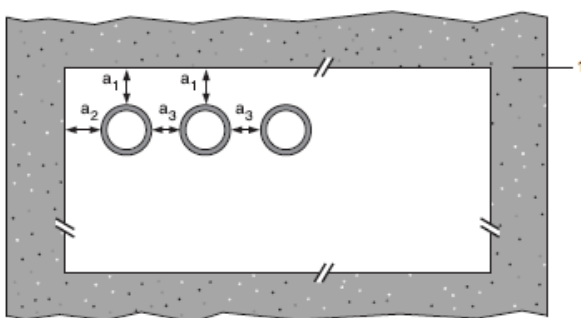
A.1.3 Pipe penetration seal with 50 mm deep Sikacrete-630 Fire+ backed with mineral fibre board

Penetration Seal: LI (Local Interrupted) or CI (Continuous Interrupted) insulated metallic and composite pipes fitted at any position within the aperture (min. separation 30 mm from seal edges, with min. 50 mm Sikacrete-630 Fire+ to either sides of the wall (or any position in between), backed with min. 50 mm stone wool min. 150 kg/m³).

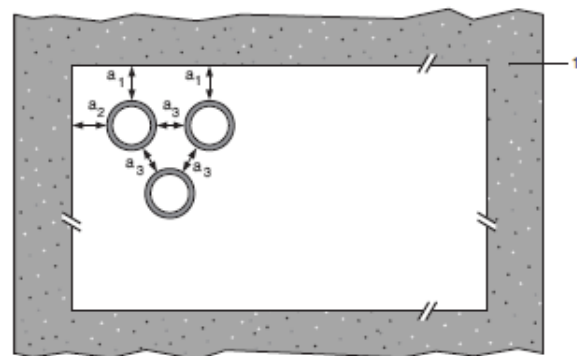
Construction details:



Configuration 1



Configuration 2



Ytelseserklæring
Sikacrete-630 Fire+

20537727
2021.12 , ver. 1
1549

**FOR NÆRMERE
INFORMASJON:**

Sika Norge AS
Sanitetsveien 1,
NO-2013 SKJETTEN, Norge

tlf. +47 67 06 79 00
www.sika.no

Key

1 Supporting construction

a1 Pipe / top edge of seal separation

a2 Pipe / side edge of seal separation

a3 Pipe / pipe separation

Ytelseserklæring
Sikacrete-630 Fire+

20537727
2021.12 , ver. 1
1549

**FOR NÆRMERE
INFORMASJON:**

Sika Norge AS
Sanitetsveien 1,
NO-2013 SKJETTEN, Norge

tlf. +47 67 06 79 00
www.sika.no

A.1.3.1 Single side penetration seal with pipes

Services	Maximum aperture	Insulation, minimum length, thickness and density	Classification
Copper or steel pipes up to 12 mm diameter/ 0.9-5 mm wall	70 x 70 mm	1000 mm long, 20 mm stone wool 80 kg/m ³	EI 240 C/C
Copper or steel pipes up to 54 mm diameter/ 1-14.2 mm wall	115 x 115 mm	1000 mm long, 20 mm stone wool 80 kg/m ³	E 240 C/C, EI 120 C/C
Copper or steel pipes up to 54 mm diameter/ 1-14.2 mm wall	As section 2. 4)	1000 mm long, 20 mm stone wool 80 kg/m ³	E 180 C/C, EI 120 C/C
75 mm Alupex composite pipes with 7.5 mm wall		600 mm long, 32 mm Elastomeric insulation minimum class B-s3,d0	EI 60 C/C

Services	Maximum aperture	Insulation, minimum length, thickness and density	Classification
Mild or stainless steel pipes			
40 mm diameter/1.5-14.2 mm wall*	100 x 100 mm	1000 mm long, 20 mm Stone wool insulation 80 kg/m ³	EI 240 C/U
40 mm diameter/1.5-14.2 mm wall*	As section 2. 4)	1000 mm long, 30 mm Stone wool insulation 80 kg/m ³	E 180 C/U, EI 120 C/U
40 mm diameter/1.5-14.2 mm wall*			E 120 C/U, EI 90 C/U
50 mm diameter/1.7-14.2 mm wall*			
60 mm diameter/1.9-14.2 mm wall*			
75 mm diameter/2.2-14.2 mm wall*			
90 mm diameter/2.5-14.2 mm wall*			
100 mm diameter/2.7-14.2 mm wall*			
115 mm diameter/3-14.2 mm wall*			
140 mm diameter/3.5-14.2 mm wall*			
165 mm diameter/ 3.9-14.2 mm wall*			
180 mm diameter/ 4.2-14.2 mm wall*			
200 mm diameter/ 4.6-14.2 mm wall*			
219 mm diameter/ 5.0-14.2 mm wall*			

* Typical pipe diameters shown, see below graph for intermediate sizes

Ytelseserklæring
Sikacrete-630 Fire+

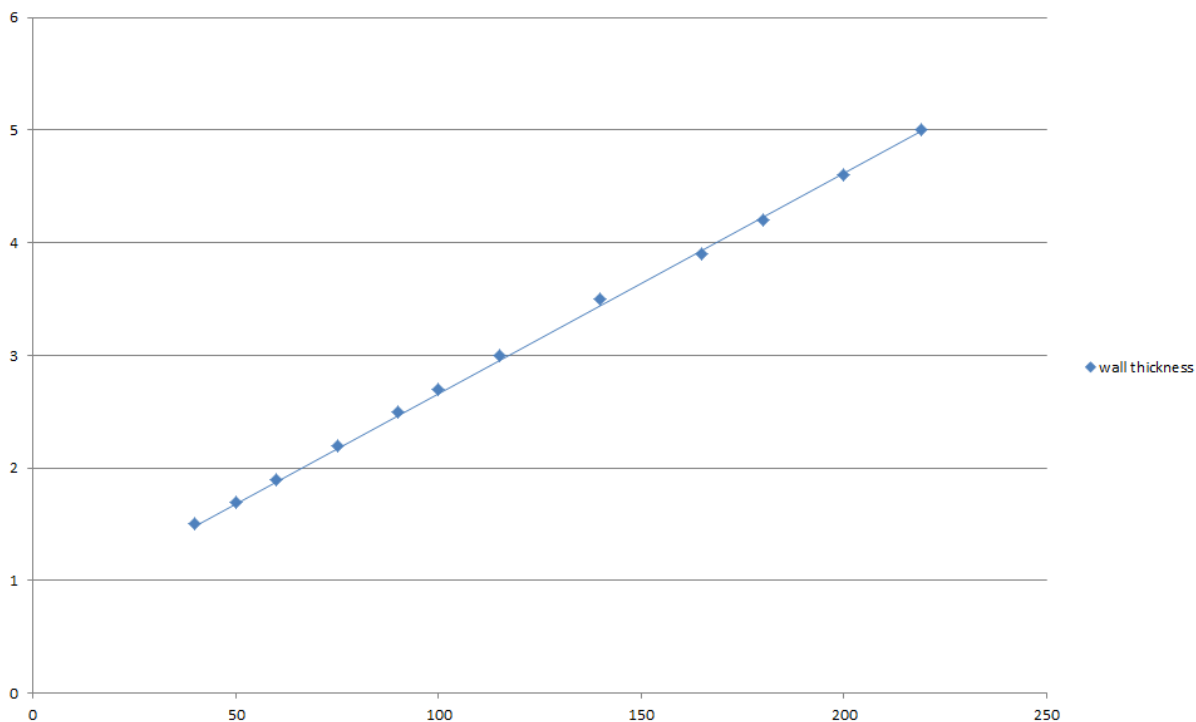
20537727
2021.12 , ver. 1
1549

FOR NÆRMERE INFORMASJON:

Sika Norge AS
Sanitetsveien 1,
NO-2013 SKJETTEN, Norge

tlf. +47 67 06 79 00
www.sika.no

Pipe diameter vs Wall thickness



Ytelseserklæring
Sikacrete-630 Fire+

20537727
2021.12 , ver. 1
1549

**FOR NÆRMERE
INFORMASJON:**

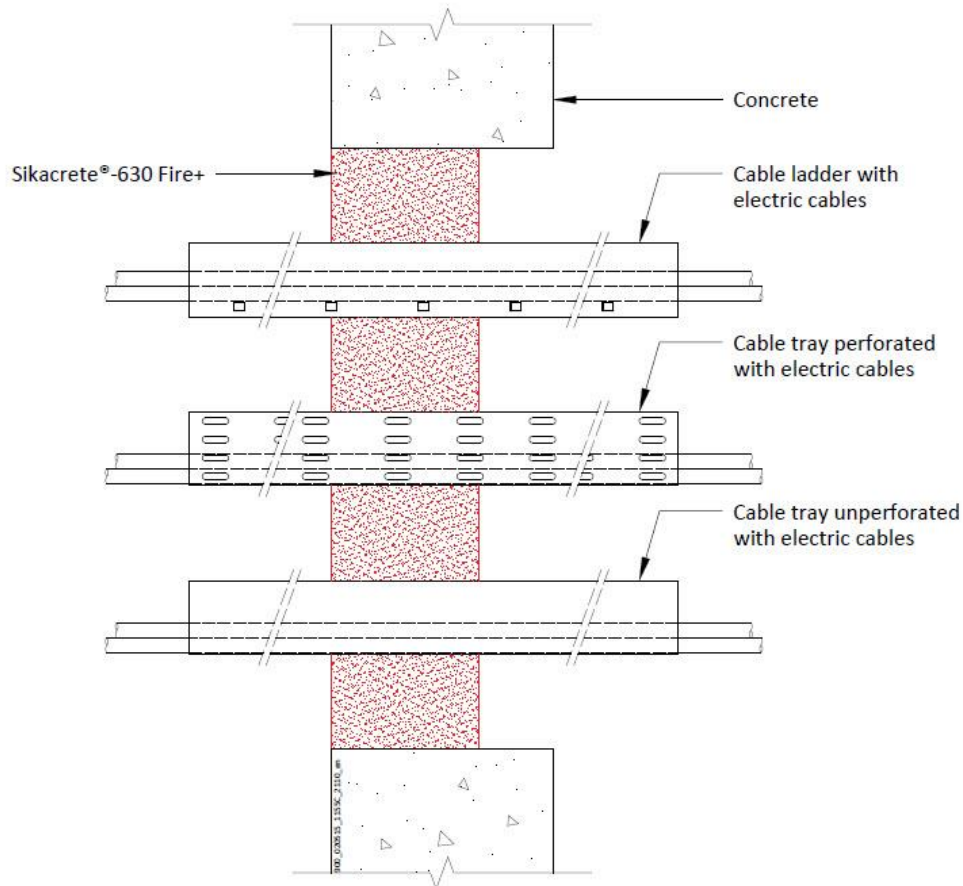
Sika Norge AS
Sanitetsveien 1,
NO-2013 SKJETTEN, Norge

tlf. +47 67 06 79 00
www.sika.no

A.1.4 Cable penetration seal with 100 mm deep Sikacrete-630 Fire+

Penetration Seal: Cables fitted at any position within the aperture (min. separation 25 mm from seal edges), with min. 100 mm Sikacrete-630 Fire+ to either side of the wall (or at any position in between).

Construction details:



A.1.4.1 Single side penetration seal with cables

Services	Maximum aperture	Classification
None (blank)	As section 2. 4)	EI 240
Electrical cables up to 21 mm Ø (single, bundled and on trays)		E 240, EI 60
Electrical cables up to 80 mm Ø (single, bundled and on trays)		
Cables up to 21mm Ø in tied bundles up to 100mm Ø		EI 120
Steel cable trays & ladders		E 120, EI 60
Non-sheathed cables up to 24 mm Ø		
Copper conduits up to 16 mm Ø		E 180 C/U, EI 30 C/U
Steel conduits up to 16 mm Ø		E 180 C/U, EI 60 C/U

Ytelseserklæring
Sikacrete-630 Fire+

FOR NÆRMERE INFORMASJON:

20537727
2021.12 , ver. 1
1549

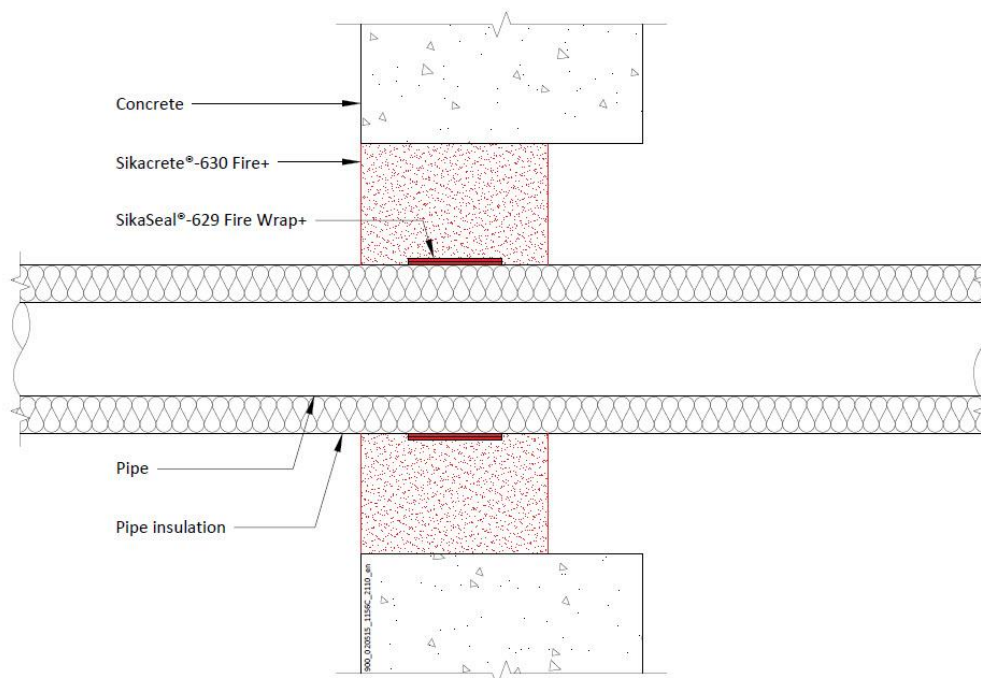
Sika Norge AS
Sanitetsveien 1,
NO-2013 SKJETTEN, Norge

tlf. +47 67 06 79 00
www.sika.no

A.1.5 Pipe penetration seal with 100 mm deep Sikacrete-630 Fire+

Penetration Seal: CS (Continuous Sustained) insulated metallic pipes fitted at any position within the aperture (min. separation 10 mm from seal edges), with min. 100 mm Sikacrete-630 Fire+ to either side of the wall. SikaSeal-629 Fire Wrap+ are required to be centrally within the seal for pipes with combustible insulation. Maximum seal size as section 2. 4).

Construction details:



A.1.5.1 Single side penetration seal with pipes

Services	Wrap	Insulation	Classification
Mild or stainless steel pipes			
40 mm diameter/1.5-14.2 mm wall	1 off 50 x 3.6mm SikaSeal-629 Fire Wrap+, fitted central	13 mm Elastomeric insulation minimum class B-s3,d0	EI 240 C/U
165 mm diameter/4.5-14.2 mm wall		9 mm Elastomeric insulation minimum class B-s3,d0	E 240 C/U, EI 30 C/U
40 mm diameter/1.5-14.2 mm wall*	1 off 50 x 1.8mm SikaSeal-629 Fire Wrap+, fitted central	13 -19 mm Elastomeric insulation minimum class B-s3,d0	E 240 C/U, EI 60 C/U
50 mm diameter/1.6-14.2 mm wall*			
60 mm diameter/1.7-14.2 mm wall*			
75 mm diameter/1.9-14.2 mm wall*			

Ytelseserklæring
Sikacrete-630 Fire+

20537727
2021.12 , ver. 1
1549

FOR NÆRMERE INFORMASJON:

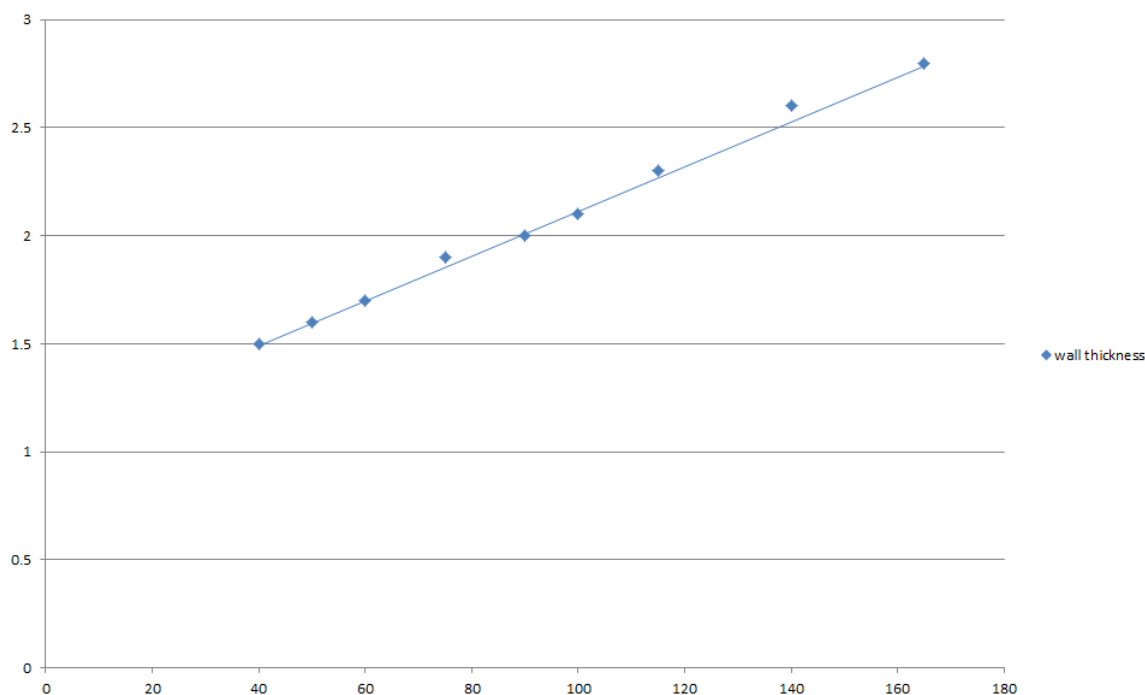
Sika Norge AS
Sanitetsveien 1,
NO-2013 SKJETTEN, Norge

tlf. +47 67 06 79 00
www.sika.no

90 mm diameter/2-14.2 mm wall*			
100 mm diameter/2.1-14.2 mm wall*			
115 mm diameter/2.3-14.2 mm wall*			
140 mm diameter/2.6-14.2 mm wall*			
165 mm diameter/2.8-14.2 mm wall*			

* Typical pipe diameters shown, see below graph for intermediate sizes

Pipe diameter vs Wall thickness



Services	Wrap	Insulation	Classification
Mild or stainless steel pipes			
40 mm diameter/1.5-14.2 mm wall*	1 off 50 x 3.6mm SikaSeal-629 Fire Wrap+, fitted central	13-25 mm Elastomeric insulation minimum class B- s3,d0	E 180 C/U, EI 60 C/U
50 mm diameter/1.8-14.2 mm wall*			
60 mm diameter/2-14.2 mm wall*			
75 mm diameter/2.3-14.2 mm wall*			
90 mm diameter/2.7-14.2 mm wall*			
100 mm diameter/2.9-14.2 mm wall*			
115 mm diameter/3.3-14.2 mm wall*			
140 mm diameter/3.9-14.2 mm wall*			

Ytelseserklæring
Sikacrete-630 Fire+

20537727
2021.12 , ver. 1
1549

**FOR NÆRMERE
INFORMASJON:**

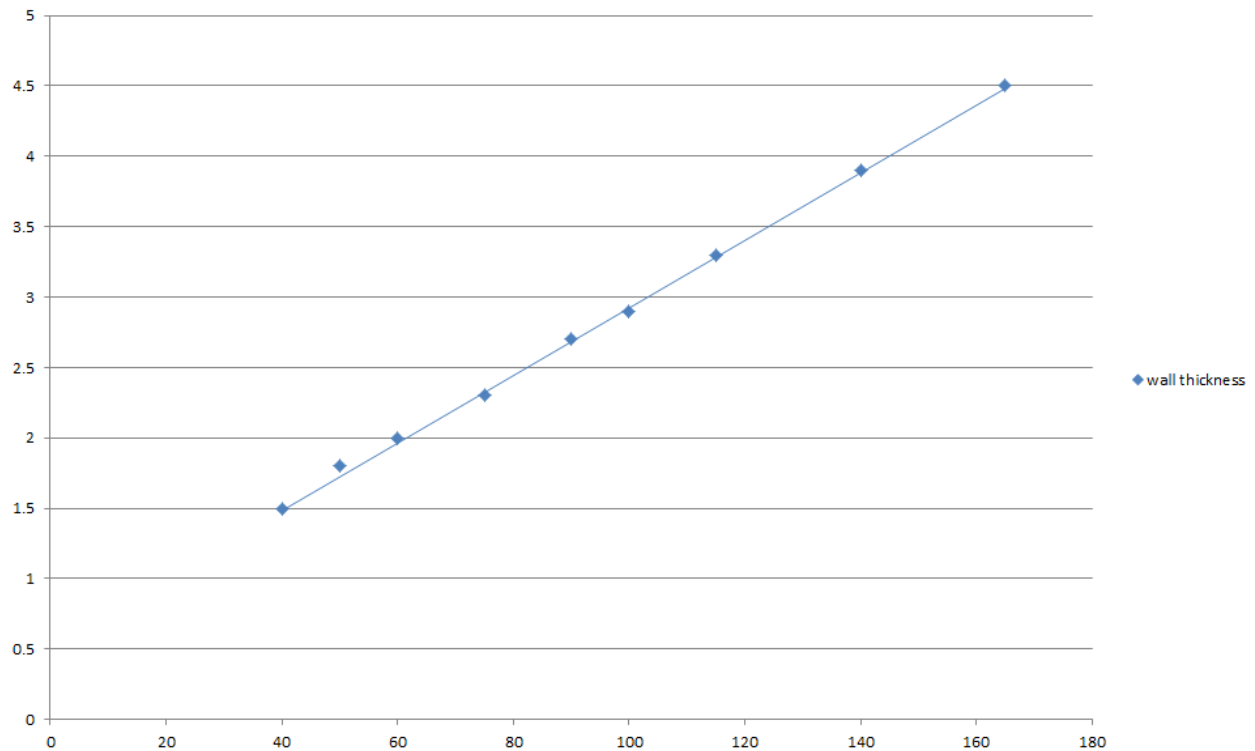
Sika Norge AS
Sanitetsveien 1,
NO-2013 SKJETTEN, Norge

tlf. +47 67 06 79 00
www.sika.no

165 mm diameter/4.5-14.2 mm wall*			
-----------------------------------	--	--	--

* Typical pipe diameters shown, see below graph for intermediate sizes

Pipe diameter vs Wall thickness



Ytelseserklæring
Sikacrete-630 Fire+

20537727
2021.12 , ver. 1
1549

**FOR NÆRMERE
INFORMASJON:**

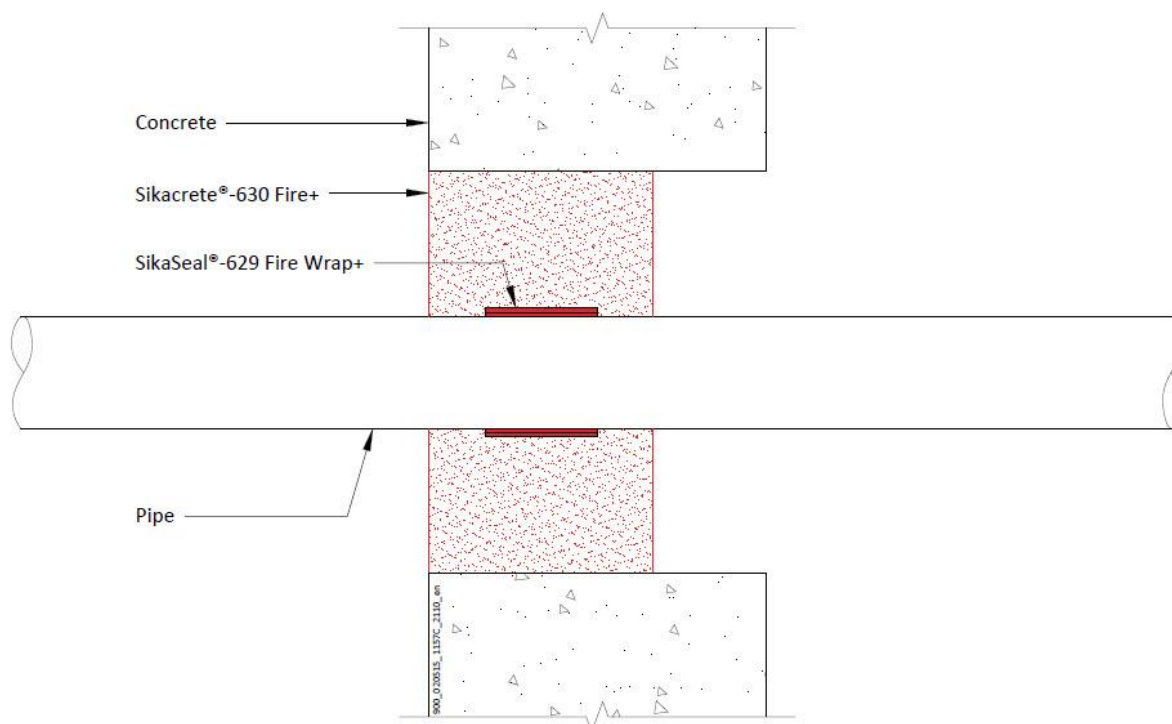
Sika Norge AS
Sanitetsveien 1,
NO-2013 SKJETTEN, Norge

tlf. +47 67 06 79 00
www.sika.no

A.1.6 Pipe penetration seal with 100 mm deep Sikacrete-630 Fire+

Penetration Seal: plastic pipes fitted at any position within the aperture (min. separation 10 mm from seal edges), with min. 100 mm Sikacrete-630 Fire+ to either side of the wall. SikaSeal-629 Fire Wrap+ are required to be centrally within the seal. Maximum seal size as section 2. 4).

Construction details:



A.1.6.1 Single side penetration seal with pipes

Services	Wrap	Insulation	Classification
PVC-U pipes according to EN 1329-1, EN 1452-2 and EN 1453-1, PVC-C according to EN 1566-1			
315 mm diameter/9.2 mm wall	1 off 75 x 18 mm SikaSeal-629 Fire Wrap+, fitted central	None	EI 120 C/C

Ytelseserklæring
Sikacrete-630 Fire+

20537727
2021.12 , ver. 1
1549

FOR NÆRMERE INFORMASJON:

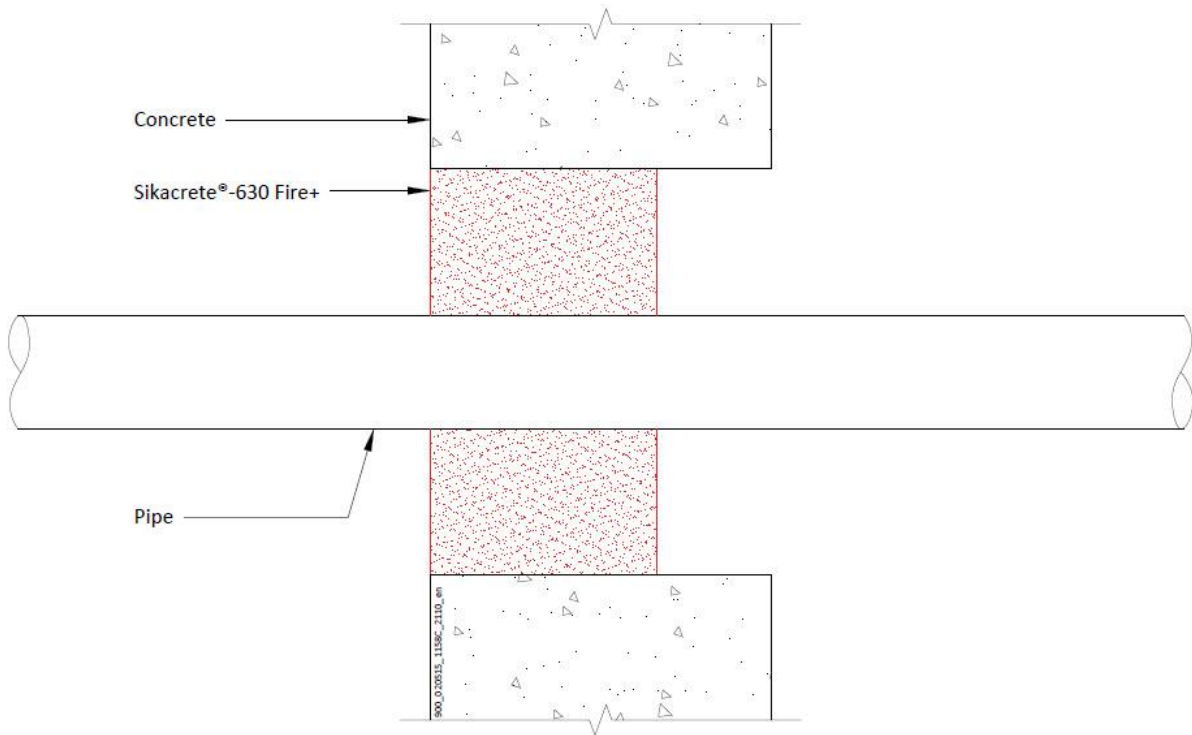
Sika Norge AS
Sanitetsveien 1,
NO-2013 SKJETTEN, Norge

tlf. +47 67 06 79 00
www.sika.no

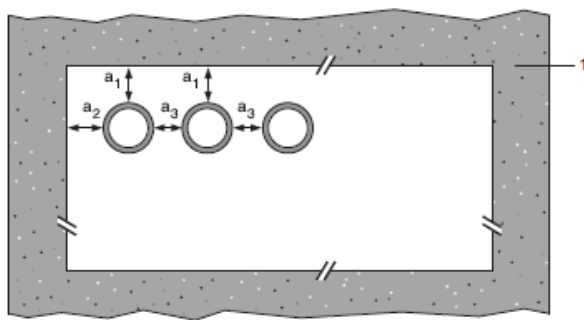
A.1.7 Pipe penetration seal with 100 mm deep Sikacrete-630 Fire+

Penetration Seal: Combustible pipes sealed with Sikacrete-630 Fire+, to either side of the wall. Minimum separation between pipes of 30 mm (a_3) and from seal edges 30 mm (a_1 & a_2). Maximum seal size as section 2. 4).

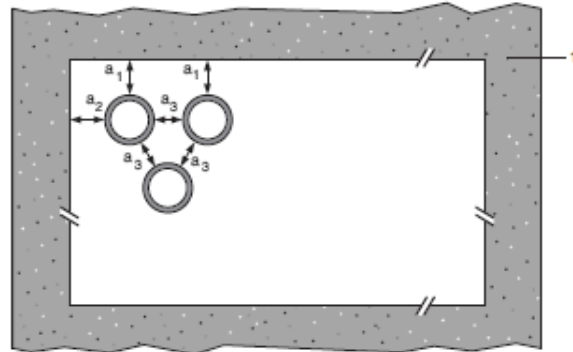
Construction details:



Configuration 1



Configuration 2



Key

- 1 Supporting construction
- a1 Pipe / top edge of seal separation
- a2 Pipe / side edge of seal separation
- a3 Pipe / pipe separation

Ytelseserklæring
Sikacrete-630 Fire+

20537727
2021.12 , ver. 1
1549

**FOR NÆRMERE
INFORMASJON:**

Sika Norge AS
Sanitetsveien 1,
NO-2013 SKJETTEN, Norge

tlf. +47 67 06 79 00
www.sika.no

Ytelseserklæring
Sikacrete-630 Fire+

20537727
2021.12 , ver. 1
1549

16/242

**FOR NÆRMERE
INFORMASJON:**

Sika Norge AS
Sanitetsveien 1,
NO-2013 SKJETTEN, Norge

tlf. +47 67 06 79 00
www.sika.no

BUILDING TRUST



A.1.7.1 Single side penetration seal with pipes

Services	Seal Depth, minimum	Permitted configuration for seal separation	Classification
PVC-U pipes according to EN 1329-1, EN 1452-2 and EN 1453-1^, PVC-C according to EN 1566-1			
Diameter up to 32 mm, wall thickness 1.6 – 2.4 mm	100 mm	1 & 2	EI 120 U/C, C/C
PE pipes according to EN 1519-1, EN 12201-2 and EN 12006-1 [§] , ABS according to EN 1455-1 and pipes made from SAN+PVC according to EN 1565-1			
Diameter up to 32 mm, wall thickness 1.8 – 3.0 mm	100 mm	1 & 2	EI 120 U/C, C/C
PP pipes according to EN 1852-1: 2009			
Diameter up to 32 mm, wall thickness 1.9 – 4.4 mm	100 mm	1 & 2	EI 120 U/C, C/C

Ytelseserklæring
Sikacrete-630 Fire+

20537727
2021.12 , ver. 1
1549

FOR NÆRMERE INFORMASJON:

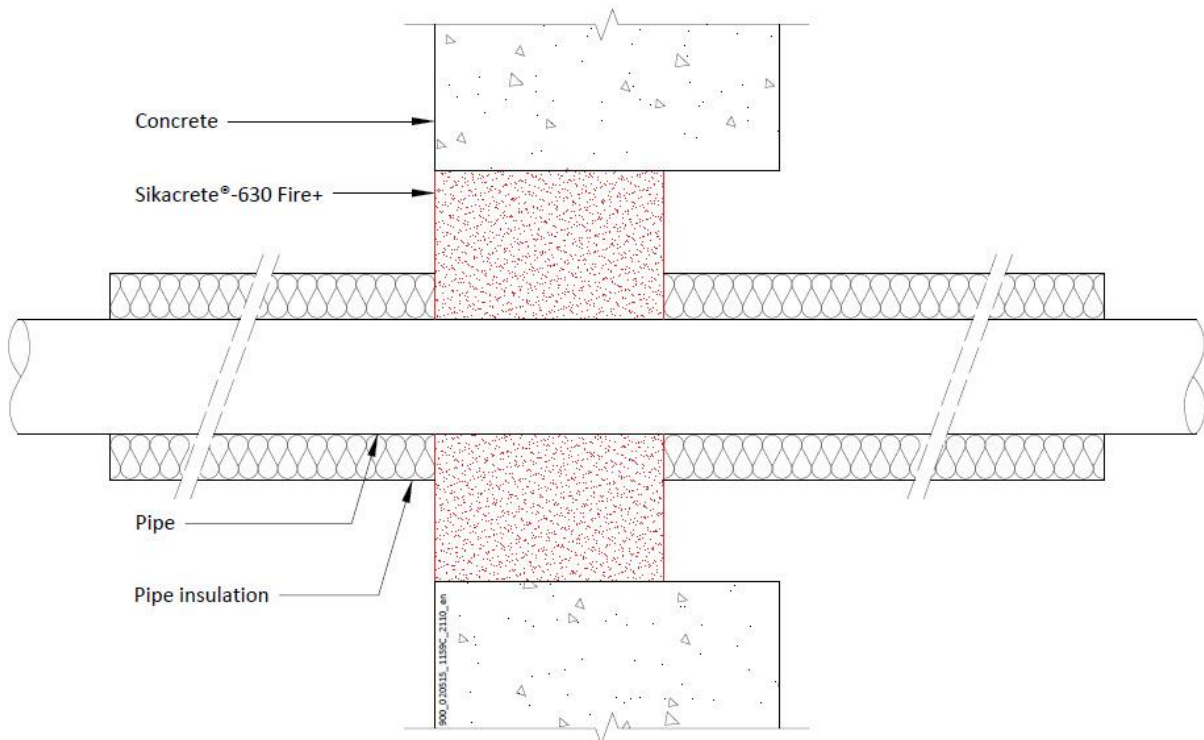
Sika Norge AS
Sanitetsveien 1,
NO-2013 SKJETTEN, Norge

tlf. +47 67 06 79 00
www.sika.no

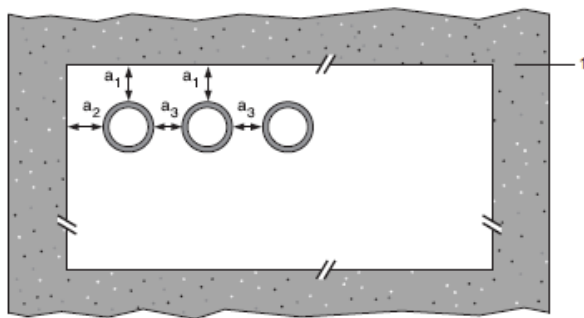
A.1.8 Pipe penetration seal with 100 mm deep Sikacrete-630 Fire+

Penetration Seal: 1000 mm (min.) LI (Local Interrupted) or CI (Continuous Interrupted) insulated metallic pipes fitted at any position within the aperture (min. separation 20 mm from seal edges, with min. 100 mm Sikacrete-630 Fire+ to either sides of the wall (or any position in between)

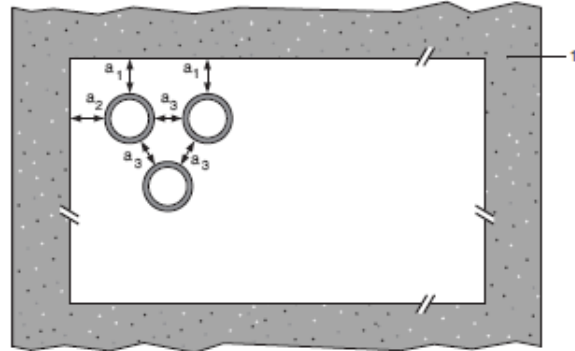
Construction details:



Configuration 1



Configuration 2



Key

- 1 Supporting construction
- a1 Pipe / top edge of seal separation
- a2 Pipe / side edge of seal separation
- a3 Pipe / pipe separation

Ytelseserklæring
Sikacrete-630 Fire+

20537727
2021.12 , ver. 1
1549

**FOR NÆRMERE
INFORMASJON:**

Sika Norge AS
Sanitetsveien 1,
NO-2013 SKJETTEN, Norge

tlf. +47 67 06 79 00
www.sika.no

Ytelseserklæring
Sikacrete-630 Fire+

20537727
2021.12 , ver. 1
1549

19/242

**FOR NÆRMERE
INFORMASJON:**

Sika Norge AS
Sanitetsveien 1,
NO-2013 SKJETTEN, Norge

tlf. +47 67 06 79 00
www.sika.no

BUILDING TRUST

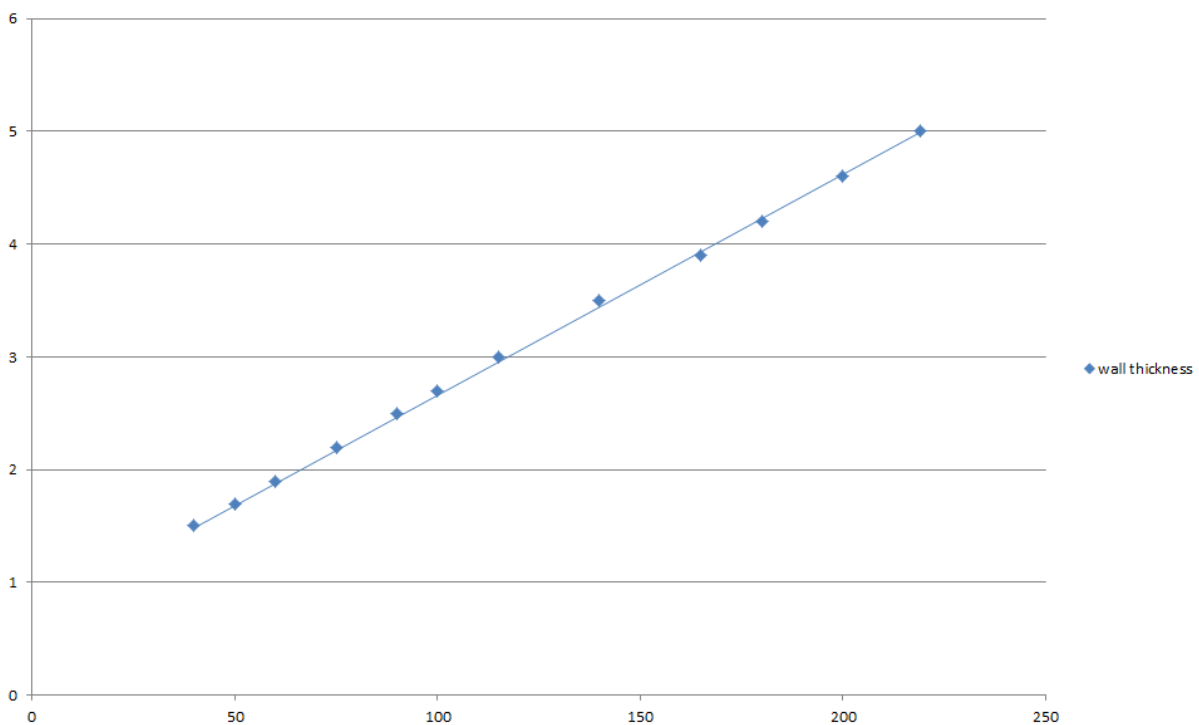


A.1.8.1 Single side penetration seal with pipes

Services	Maximum aperture	Insulation, minimum thickness and density	Classification
Mild or stainless steel pipes			
40 mm diameter/1.5-14.2 mm wall*	As section 2. 4)	20 mm Stone wool insulation 80 kg/m ³	EI 240 C/U
40 mm diameter/1.5-14.2 mm wall*		30 mm Stone wool insulation 80 kg/m ³	E 240 C/U, EI 120 C/U
50 mm diameter/1.7-14.2 mm wall*			
60 mm diameter/1.9-14.2 mm wall*			
75 mm diameter/2.2-14.2 mm wall*			
90 mm diameter/2.5-14.2 mm wall*			
100 mm diameter/2.7-14.2 mm wall*			
115 mm diameter/3-14.2 mm wall*			
140 mm diameter/3.5-14.2 mm wall*			
165 mm diameter/ 3.9-14.2 mm wall*			
180 mm diameter/ 4.2-14.2 mm wall*			
200 mm diameter/ 4.6-14.2 mm wall*			
219 mm diameter/ 5.0-14.2 mm wall*			

* Typical pipe diameters shown, see below graph for intermediate sizes

Pipe diameter vs Wall thickness



Ytelseserklæring
Sikacrete-630 Fire+

20537727
2021.12 , ver. 1
1549

**FOR NÆRMERE
INFORMASJON:**

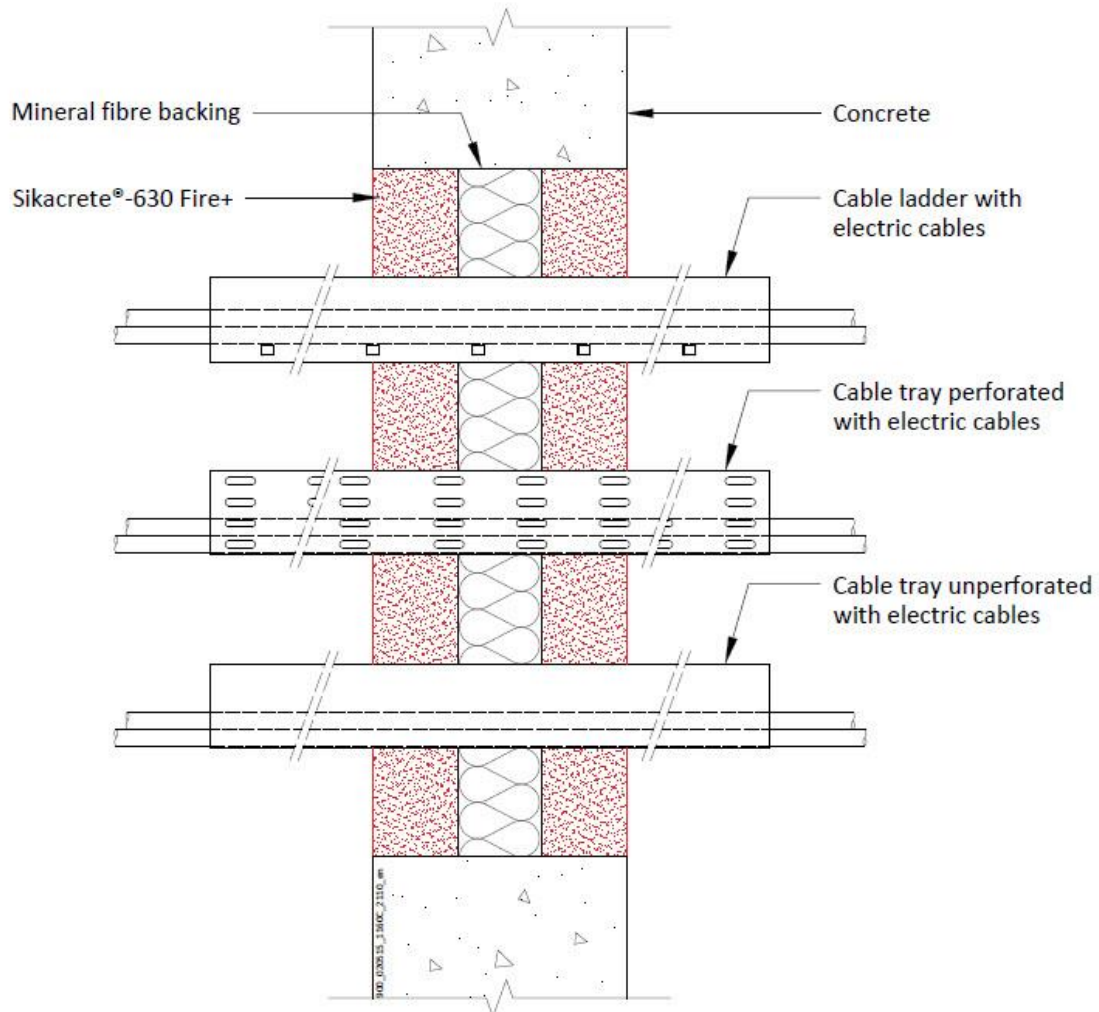
Sika Norge AS
Sanitetsveien 1,
NO-2013 SKJETTEN, Norge

tlf. +47 67 06 79 00
www.sika.no

A.1.9 Pipe penetration seal with 50 mm deep Sikacrete-630 Fire+ to both faces

Penetration Seal: Cables fitted with Sikacrete-630 Fire+ to both sides of the wall, backed with stone wool insulation board min. 150kg/m³. Maximum seal size as section 2. 4) and minimum separation between cables and the edge of the seal of 30 mm.

Construction details:



A.1.9.1 Single side penetration seal with pipes

Services	Mortar depth	Backing	Insulation	Classification
Blank seals	Min. 50 mm	Min. 50 mm Stone wool min. 150 kg/m ³	None	EI 240
Electric cables up to 80 mm diameter, single or in a bundle.				E 240 EI 60
Steel cable trays and ladders up to 500 mm wide				

Ytelseserklæring
Sikacrete-630 Fire+

20537727
2021.12 , ver. 1
1549

FOR NÆRMERE INFORMASJON:

Sika Norge AS
Sanitetsveien 1,
NO-2013 SKJETTEN, Norge

tlf. +47 67 06 79 00
www.sika.no

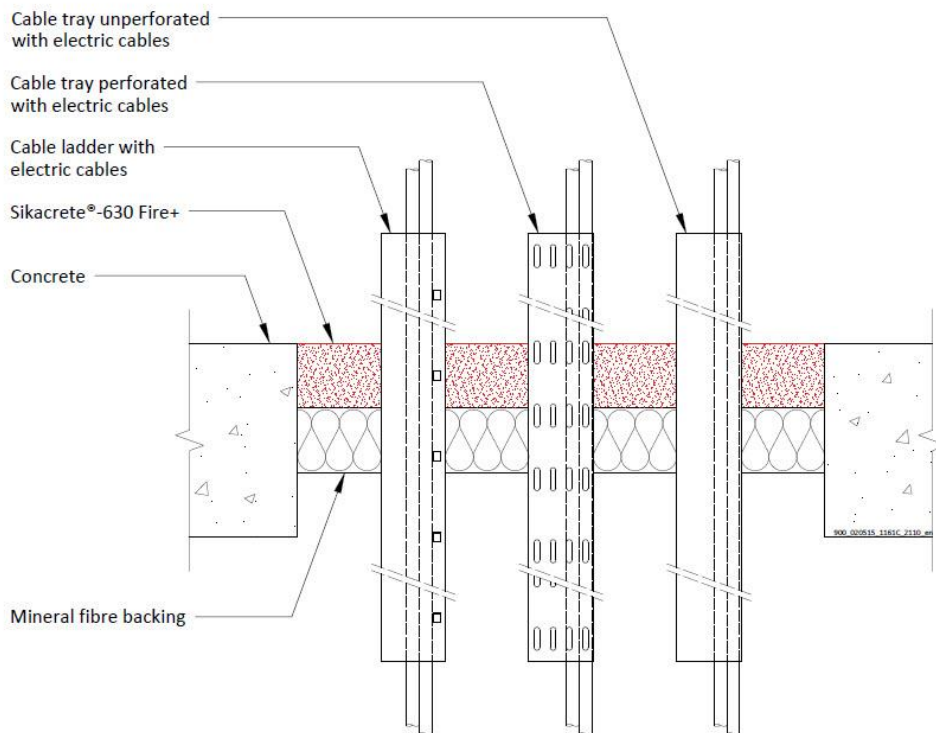
Telecoms cables up to 21 mm diameter, single or in a bundle up to 100 mm diameter				EI 60
Unsheathed wires up to 24 mm diameter				E 240 EI 120

A.2 Rigid floor constructions according to 1.2.1 with floor thickness of minimum 100 mm

A.2.1 Cable penetration seal with 50 mm deep Sikacrete-630 Fire+ backed with mineral fibre board

Penetration Seal: Cables fitted at any position within the aperture (min. separation 30 mm from seal edges), with min. 50 mm Sikacrete-630 Fire+ flush with the top of the floor, backed with min. 50 mm stone wool min. 150 kg/m³

Construction details:



A.2.1.1 Single side penetration seal with cables

Services	Maximum aperture	Classification
None (blank)	As section 2. 4)	EI 180
Single* electrical cables up to 21 mm Ø		E 180, EI 90
Electrical cables up to 21 mm Ø (single, bundled and on trays)		E 180, EI 60
Electrical cables up to 80 mm Ø (single, bundled and on trays)		E 90, EI 45

Ytelseserklæring
Sikacrete-630 Fire+

**FOR NÆRMERE
INFORMASJON:**

20537727
2021.12 , ver. 1
1549

Sika Norge AS
Sanitetsveien 1,
NO-2013 SKJETTEN, Norge

tlf. +47 67 06 79 00
www.sika.no

Cables up to 21mm Ø in tied bundles up to 100mm Ø		EI 180
Steel cable trays & ladders		E 90, EI 60
Non-sheathed wires up to 17 mm Ø		E 180, EI 60
Non-sheathed wires up to 24 mm Ø		E 180, EI 30
PVC conduits up to 16 mm Ø		EI 180 C/U, EI 180 C/C

* To be separated by at least 30 mm

Ytelseserklæring
Sikacrete-630 Fire+

20537727
2021.12 , ver. 1
1549

**FOR NÆRMERE
INFORMASJON:**

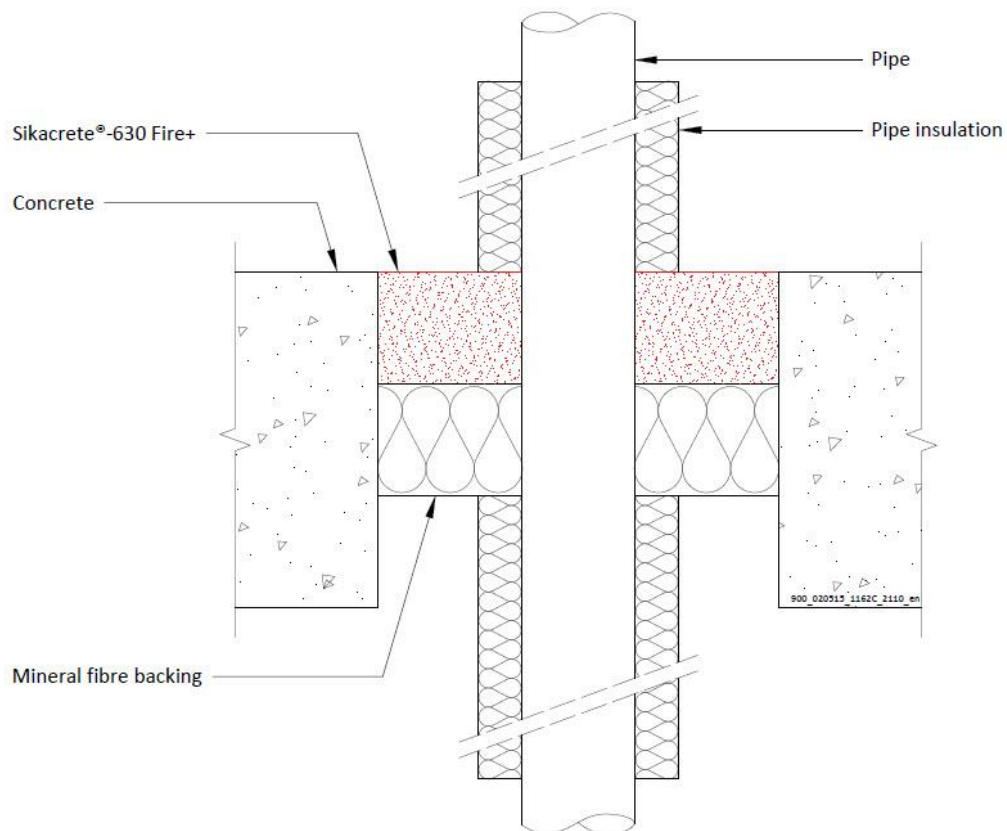
Sika Norge AS
Sanitetsveien 1,
NO-2013 SKJETTEN, Norge

tlf. +47 67 06 79 00
www.sika.no

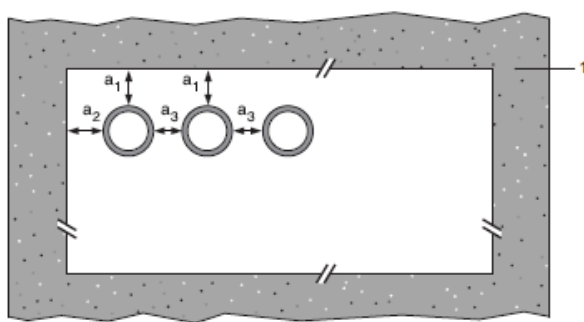
A.2.2 Pipe penetration seal with 50 mm deep Sikacrete-630 Fire+ backed with mineral fibre board

Penetration Seal: 1000 mm (min.) LI (Local Interrupted) or CI (Continuous Interrupted) insulated metallic pipes fitted at any position within the aperture (min. separation 30 mm from seal edges, with min. 50 mm Sikacrete-630 Fire+ flush with the top of floor, backed with min. 50 mm stone wool min. 150 kg/m³)

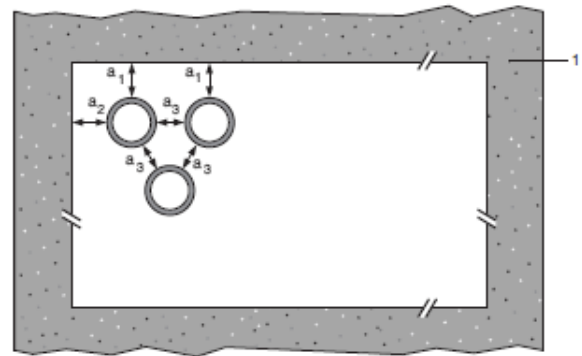
Construction details:



Configuration 1



Configuration 2



Key

- 1 Supporting construction
- a1 Pipe / top edge of seal separation
- a2 Pipe / side edge of seal separation

Ytelseserklæring
Sikacrete-630 Fire+

20537727
2021.12 , ver. 1
1549

**FOR NÆRMERE
INFORMASJON:**

Sika Norge AS
Sanitetsveien 1,
NO-2013 SKJETTEN, Norge

tlf. +47 67 06 79 00
www.sika.no

a3 Pipe / pipe separation

A.2.2.1 Single side penetration seal with pipes

Services	Maximum aperture	Insulation, minimum thickness and density	Classification
Copper or steel pipes up to 12 mm diameter/ 1-5 mm wall	70 x 70 mm	20 mm stone wool 80 kg/m ³	EI 240 C/C
Copper or steel pipes up to 54 mm diameter/ 1-14.2 mm wall	115 x 115 mm		E 240 C/C, EI 180 C/C
Copper or steel pipes up to 54 mm diameter/ 1-14.2 mm wall	As section 2. 4)		EI 180 C/C

Ytelseserklæring
Sikacrete-630 Fire+

20537727
2021.12 , ver. 1
1549

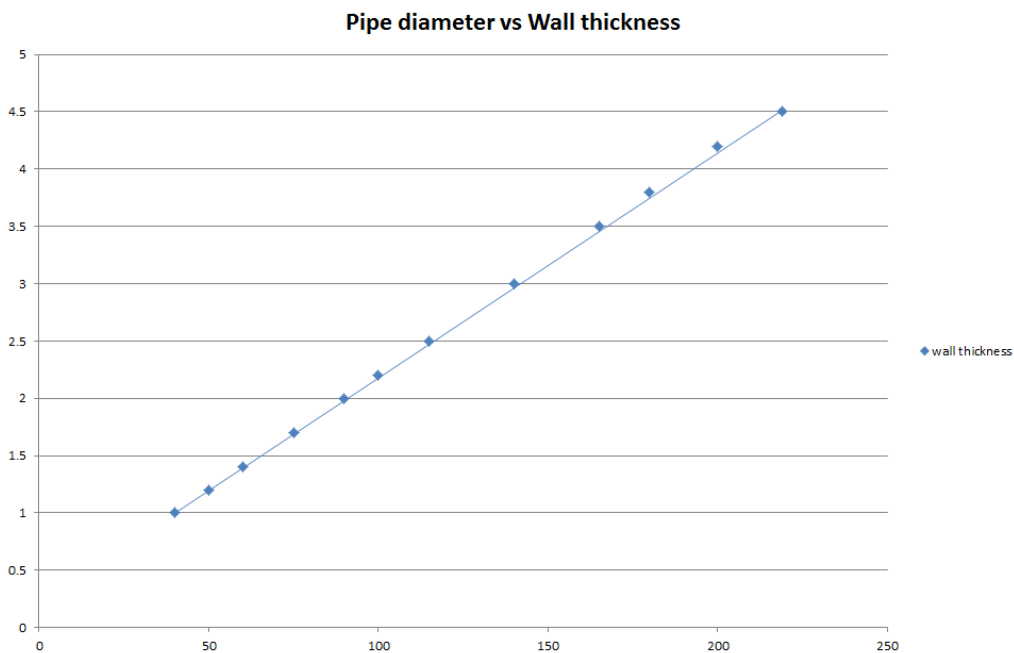
FOR NÆRMERE INFORMASJON:

Sika Norge AS
Sanitetsveien 1,
NO-2013 SKJETTEN, Norge

tlf. +47 67 06 79 00
www.sika.no

Services	Maximum aperture	Insulation, minimum thickness and density	Classification
Mild or stainless steel pipes			
40 mm diameter/1-14.2 mm wall*	280 x 280 mm	20 mm Stone wool insulation 80 kg/m ³	EI 240 C/U
40 mm diameter/1-14.2 mm wall*		30 mm Stone wool insulation 80 kg/m ³	E 240 C/U, EI 90 C/U
50 mm diameter/1.2-14.2 mm wall*			
60 mm diameter/1.4-14.2 mm wall*			
75 mm diameter/1.7-14.2 mm wall*			
90 mm diameter/2-14.2 mm wall*			
100 mm diameter/2.2-14.2 mm wall*			
115 mm diameter/2.5-14.2 mm wall*			
140 mm diameter/3-14.2 mm wall*			
165 mm diameter/3.5-14.2 mm wall*			
180 mm diameter/3.8-14.2 mm wall*			
200 mm diameter/4.2-14.2 mm wall*			
219 mm diameter/4.5-14.2 mm wall*			

* Typical pipe diameters shown, see below graph for intermediate sizes



Ytelseserklæring
Sikacrete-630 Fire+

20537727
2021.12 , ver. 1
1549

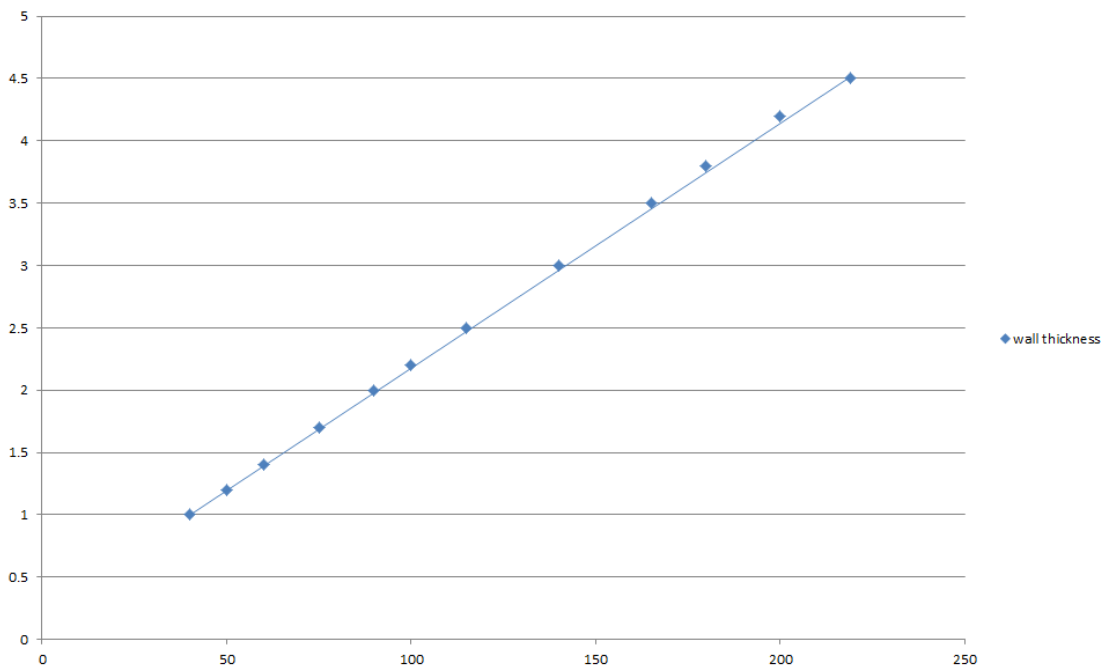
**FOR NÆRMERE
INFORMASJON:**

Sika Norge AS
Sanitetsveien 1,
NO-2013 SKJETTEN, Norge

tlf. +47 67 06 79 00
www.sika.no

Services	Maximum aperture	Insulation, minimum thickness and density	Classification
Mild or stainless steel pipes			
40 mm diameter/1-14.2 mm wall*	As section 2. 4)	20 mm Stone wool insulation 80 kg/m ³	EI 180 C/U
40 mm diameter/1-14.2 mm wall*		30 mm Stone wool insulation 80 kg/m ³	E 180 C/U, EI 90 C/U
50 mm diameter/1.2-14.2 mm wall*			
60 mm diameter/1.4-14.2 mm wall*			
75 mm diameter/1.7-14.2 mm wall*			
90 mm diameter/2-14.2 mm wall*			
100 mm diameter/2.2-14.2 mm wall*			
115 mm diameter/2.5-14.2 mm wall*			
140 mm diameter/3-14.2 mm wall*			
165 mm diameter/3.5-14.2 mm wall*			
180 mm diameter/3.8-14.2 mm wall*			
200 mm diameter/4.2-14.2 mm wall*			
219 mm diameter/4.5-14.2 mm wall*			

Pipe diameter vs Wall thickness



Ytelseserklæring
Sikacrete-630 Fire+

20537727
2021.12 , ver. 1
1549

**FOR NÆRMERE
INFORMASJON:**

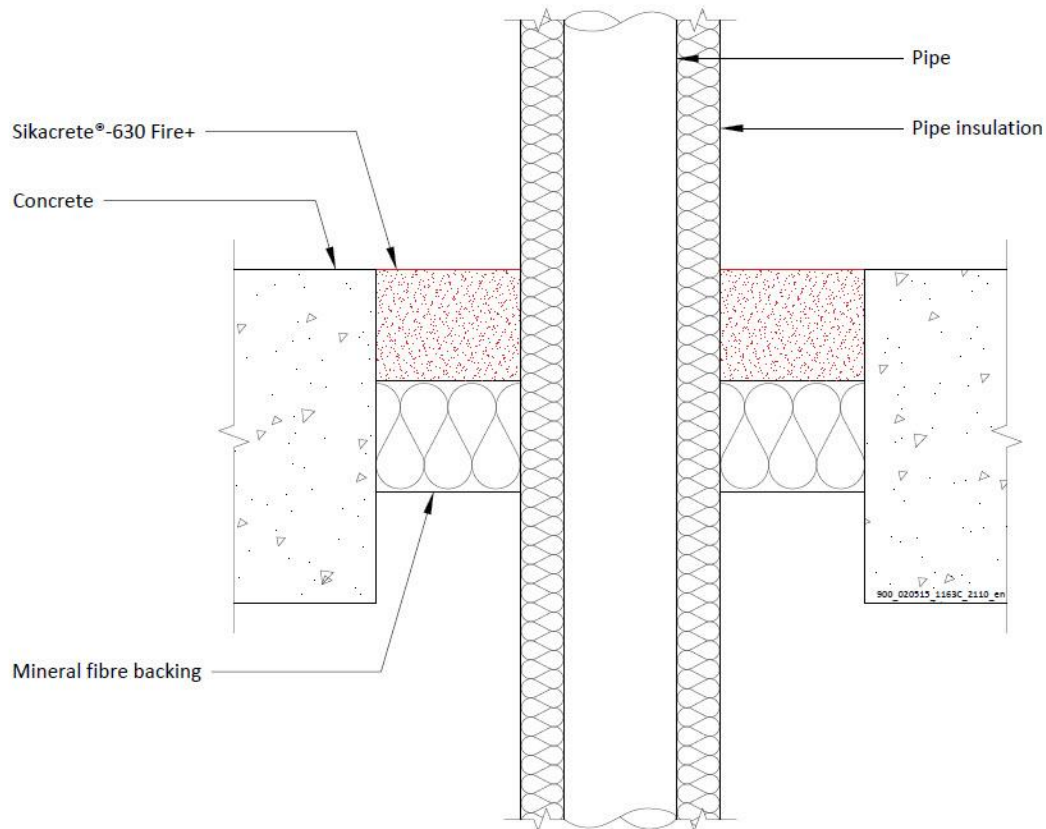
Sika Norge AS
Sanitetsveien 1,
NO-2013 SKJETTEN, Norge

tlf. +47 67 06 79 00
www.sika.no

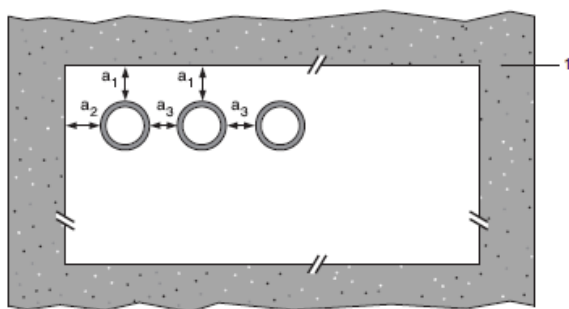
A.2.3 Pipe penetration seal with 50 mm deep Sikacrete-630 Fire+ backed with mineral fibre board

Penetration Seal: CS (Continuous Sustained) insulated metallic pipes fitted at any position within the aperture, with min. 50 mm Sikacrete-630 Fire+, backed with min. 50 mm stone wool min. 140 kg/m³ positioned at any height within the depth of the floor. Minimum separation between penetration seals and seal edges of 30 mm (configuration 1 & 2). Maximum aperture size as section 2. 4).

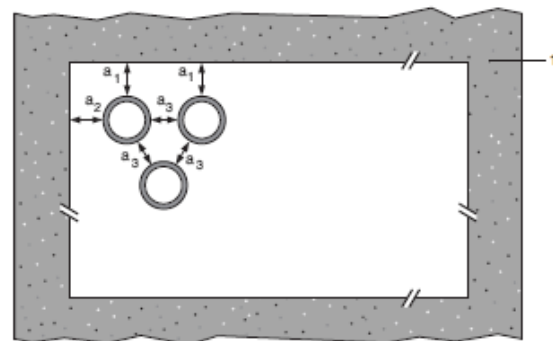
Construction details:



Configuration 1



Configuration 2



Key

1 Supporting construction

Ytelseserklæring
Sikacrete-630 Fire+

20537727
2021.12 , ver. 1
1549

**FOR NÆRMERE
INFORMASJON:**

Sika Norge AS
Sanitetsveien 1,
NO-2013 SKJETTEN, Norge

tlf. +47 67 06 79 00
www.sika.no

a1 Pipe / top edge of seal separation
a2 Pipe / side edge of seal separation
a3 Pipe / pipe separation

A.2.3.1

Mild or stainless steel pipes	Insulation	Classification
40 mm diameter/1-14.2 mm wall	20 mm thick stone, mineral wool min. 80 kg/m ³	EI 180 C/U (EI 240 C/U)*
40 mm diameter/1-14.2 mm wall*	30-80 mm thick stone, mineral wool min. 80 kg/m ³	
50 mm diameter/1.2-14.2 mm wall*		
60 mm diameter/1.4-14.2 mm wall*		
75 mm diameter/1.6-14.2 mm wall*		
90 mm diameter/1.9-14.2 mm wall*		
100 mm diameter/2.1-14.2 mm wall*		
115 mm diameter/2.4-14.2 mm wall*		
140 mm diameter/2.9-14.2 mm wall*		
165 mm diameter/ 3.4-14.2 mm wall*		
180 mm diameter/ 3.6-14.2 mm wall*		
200 mm diameter/ 4.0-14.2 mm wall*		
219 mm diameter/ 4.3-14.2 mm wall*		
250 mm diameter/ 5.0-14.2 mm wall*		
300 mm diameter/ 5.9-14.2 mm wall*		
324 mm diameter/ 6.35-14.2 mm wall*		
PEX pipe in pipe systems	Insulation	Classification
15 mm diameter x 2.5 mm wall inner /25mm diameter outer	None	EI 180 C/C (EI 240 C/C)*

* EI 240 in apertures up to a maximum of 550 x 1100 mm

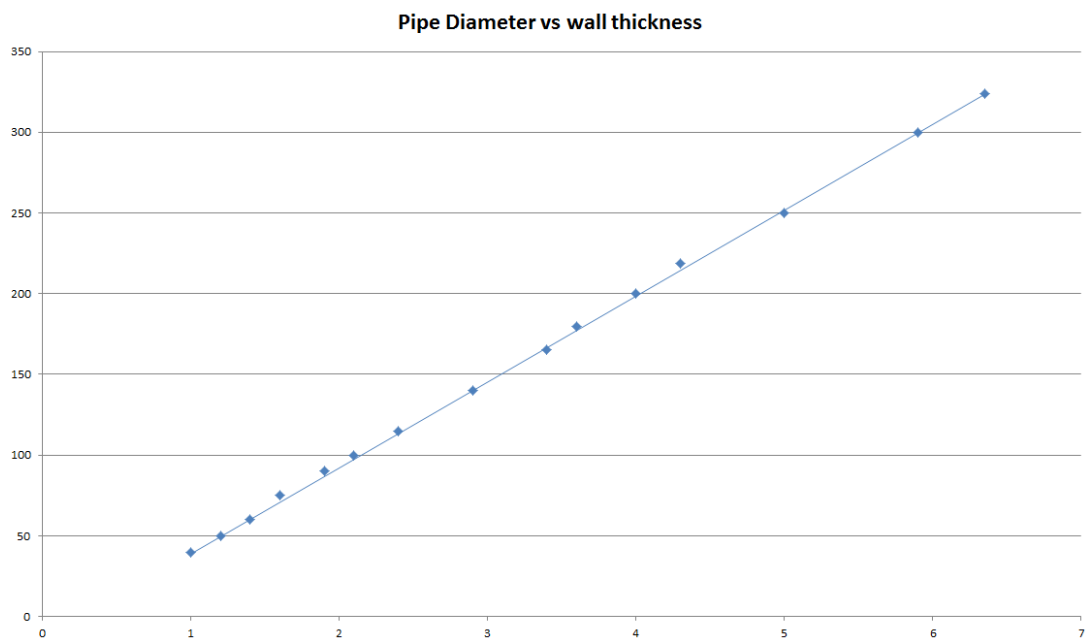
Ytelseserklæring
Sikacrete-630 Fire+

20537727
2021.12 , ver. 1
1549

FOR NÆRMERE INFORMASJON:

Sika Norge AS
Sanitetsveien 1,
NO-2013 SKJETTEN, Norge

tlf. +47 67 06 79 00
www.sika.no



A.2.4 Cable penetration seal with 100 mm deep Sikacrete-630 Fire+

Penetration Seal: Cables fitted at any position within the aperture (min. separation 30 mm from seal edges), with min. 100 mm Sikacrete-630 Fire+ flush with the top of the floor

Construction details:

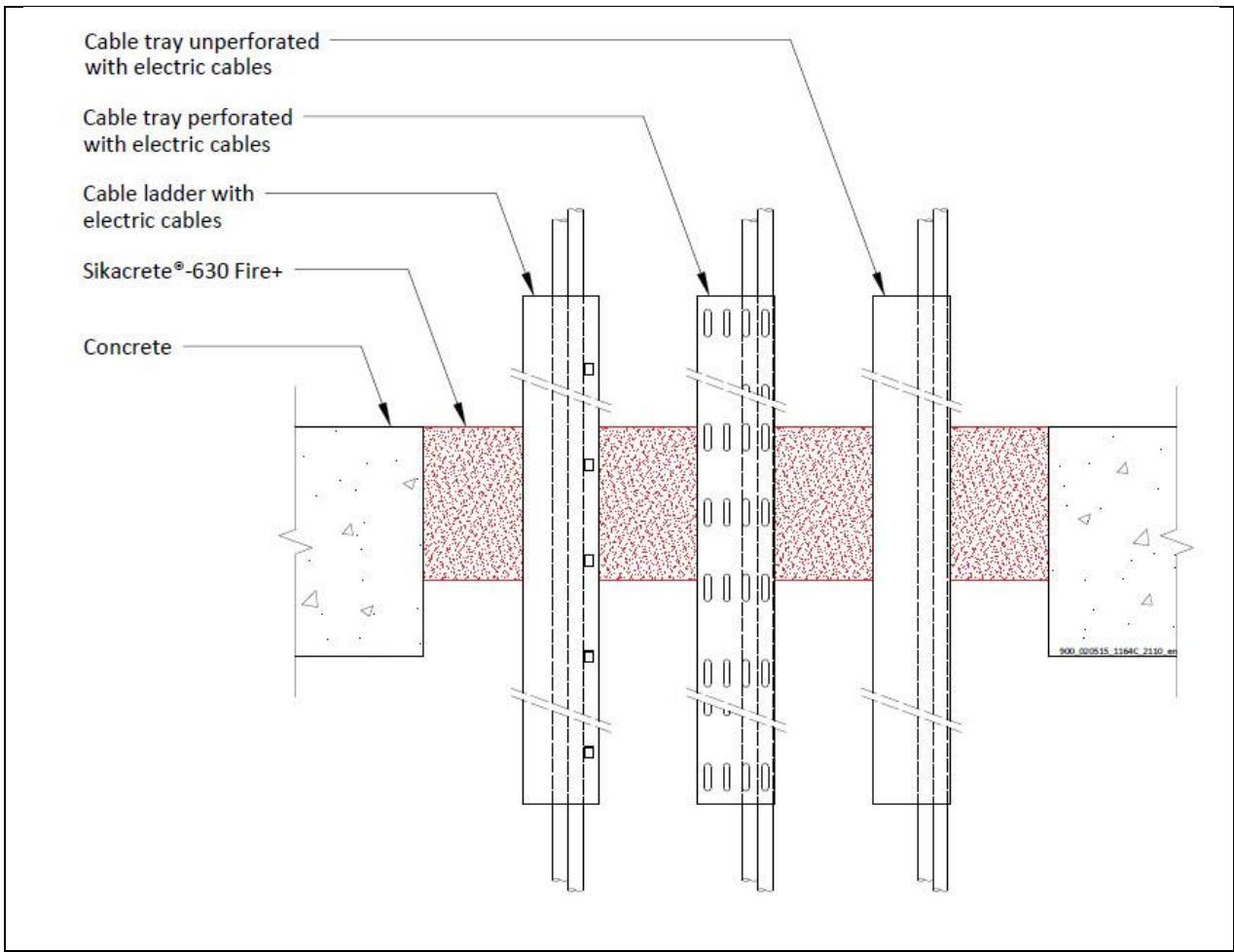
Ytelseserklæring
Sikacrete-630 Fire+

20537727
2021.12 , ver. 1
1549

FOR NÆRMERE INFORMASJON:

Sika Norge AS
Sanitetsveien 1,
NO-2013 SKJETTEN, Norge

tlf. +47 67 06 79 00
www.sika.no



A.2.4.1 Single side penetration seal with cables

Services	Maximum aperture	Classification
None (blank)	As section 2. 4)	EI 240
Electrical cables up to 50 mm Ø (single, bundled and on trays)		E 180, EI 60
Electrical cables up to 80 mm Ø (single, bundled and on trays)		E 120, EI 60
Cables up to 21mm Ø in tied bundles up to 100mm Ø		E 180, EI 120
Steel cable trays & ladders		E 120, EI 60
Non-sheathed cables up to 17 mm Ø		E 180, EI 90
Non-sheathed cables up to 24 mm Ø		E 180, EI 20
PVC conduits up to 16 mm Ø		EI 180 C/U, EI 180 C/C

Ytelseserklæring
Sikacrete-630 Fire+

20537727
2021.12 , ver. 1
1549

FOR NÆRMERE INFORMASJON:

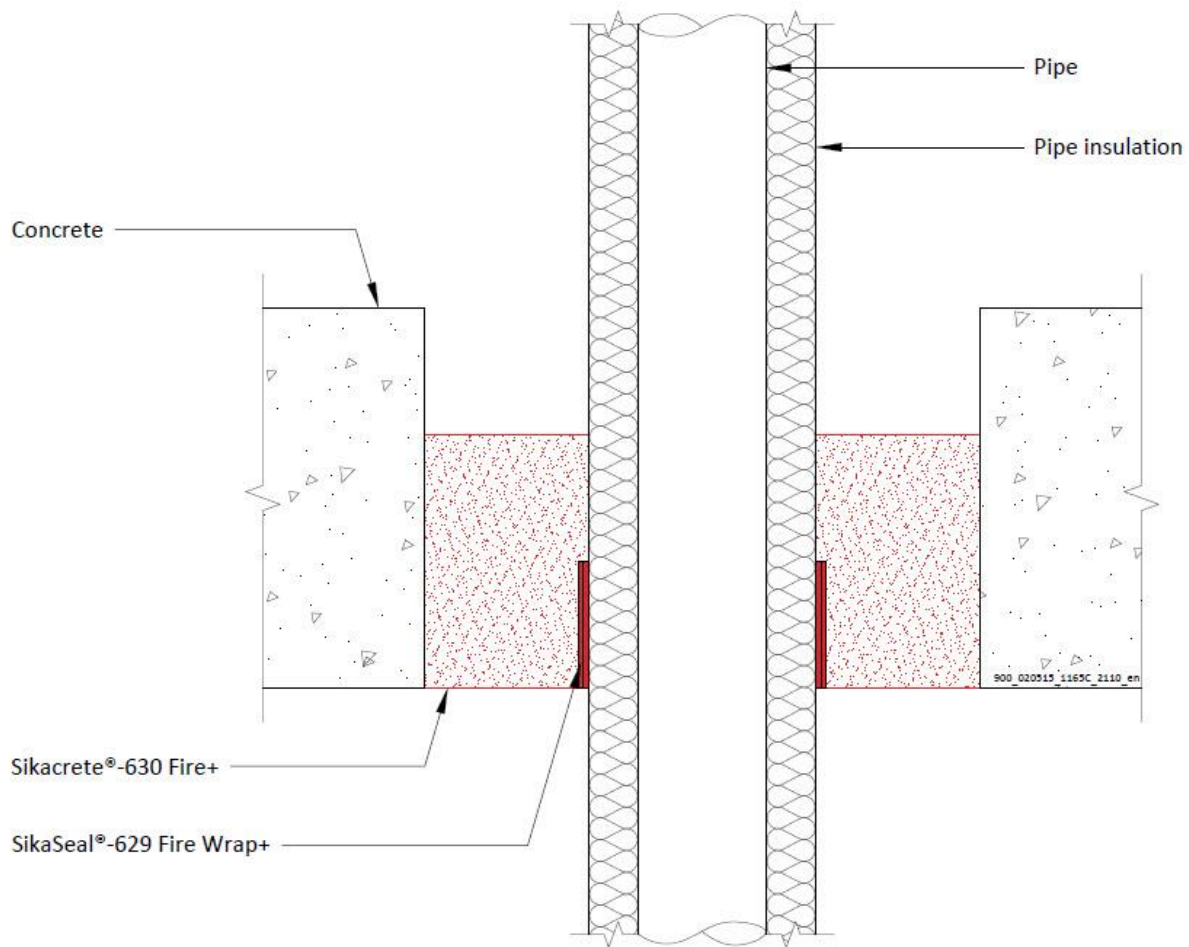
Sika Norge AS
Sanitetsveien 1,
NO-2013 SKJETTEN, Norge

tlf. +47 67 06 79 00
www.sika.no

A.2.5 Pipe penetration seal with 100 mm deep Sikacrete-630 Fire+

Penetration Seal: CS (Continuous Sustained) insulated metallic pipes fitted at any position within the aperture (min. separation 25 mm from seal edges and 30 mm from other services), with min. 100 mm Sikacrete-630 Fire+ at any position within the floor. SikaSeal-629 Fire Wrap+ are required to be fitted around combustible pipe insulation. Maximum seal size as section 2. 4).

Construction details:



Ytelseserklæring
Sikacrete-630 Fire+

20537727
2021.12 , ver. 1
1549

FOR NÆRMERE INFORMASJON:

Sika Norge AS
Sanitetsveien 1,
NO-2013 SKJETTEN, Norge

tlf. +47 67 06 79 00
www.sika.no

A.2.5.1 Single side penetration seal with pipes

Services	Wrap	Insulation	Classification
Copper and steel pipes			
12 mm diameter/1 mm wall	50 x 3.6 mm SikaSeal-629 Fire Wrap+ fitted to the soffit	9 mm Elastomeric insulation minimum class B-s3,d0 or foil faced Phenolic Foam insulation	EI 240 C/C
12-54 mm diameter/1-1.2 mm wall		13-25 mm Elastomeric insulation minimum class B-s3,d0 or foil faced Phenolic Foam insulation	E 240 C/C, EI 60 C/C
Alupex pipes			
16 mm diameter/2.25 mm wall	50 x 3.6 mm SikaSeal-629 Fire Wrap+ fitted to the soffit	9 mm Elastomeric insulation minimum class B-s3,d0 or foil faced Phenolic Foam insulation	EI 240 C/C
16 mm diameter/2.25 mm wall		9-13 mm Elastomeric insulation minimum class B-s3,d0 or foil faced Phenolic Foam insulation	E 240 C/C, EI 90 C/C
20 mm diameter/2.5 mm wall			
26 mm diameter/3 mm wall			
32 mm diameter/3 mm wall			
40 mm diameter/3.5 mm wall			
50 mm diameter/4 mm wall			
63 mm diameter/4.5 mm wall		13-25 mm Elastomeric insulation minimum class B-s3,d0 or foil faced Phenolic Foam insulation	E 180 C/C, EI 90 C/C
75 mm diameter/4.7 mm wall			
16 mm diameter/2.25 mm wall			
20 mm diameter/2.5 mm wall			
26 mm diameter/3 mm wall			
32 mm diameter/3 mm wall			
40 mm diameter/3.5 mm wall			
50 mm diameter/4 mm wall			
63 mm diameter/4.5 mm wall			
75 mm diameter/4.7 mm wall			

Ytelseserklæring
Sikacrete-630 Fire+

20537727
2021.12 , ver. 1
1549

FOR NÆRMERE INFORMASJON:

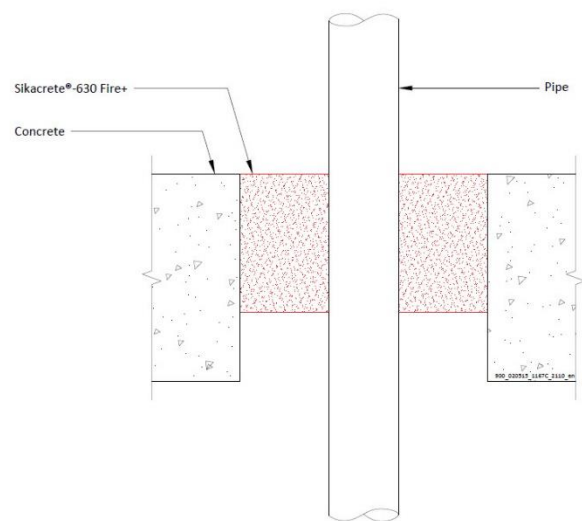
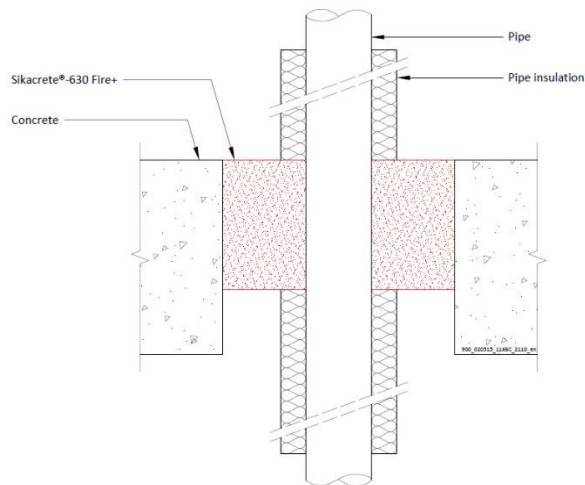
Sika Norge AS
Sanitetsveien 1,
NO-2013 SKJETTEN, Norge

tlf. +47 67 06 79 00
www.sika.no

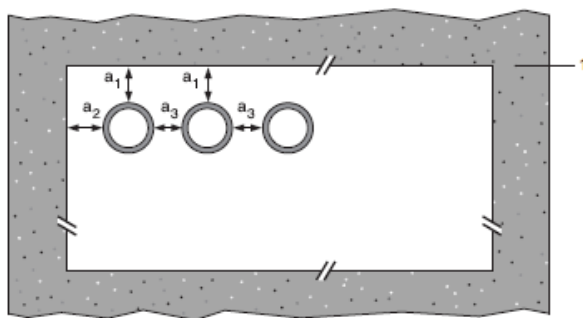
A.2.6 Pipe penetration seal with Sikacrete-630 Fire+

Penetration Seal: 1000 mm (min.)* LI (Local Interrupted) or CI (Continuous Interrupted) insulated and non-insulated metallic and composite pipes fitted at any position within the aperture (min. separation 30 mm from seal edges), with Sikacrete-630 Fire+ to either surface of the floor or anywhere between. Maximum seal size as section 2. 4).

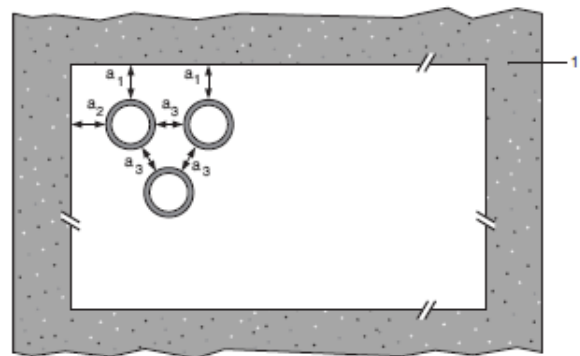
Construction details:



Configuration 1



Configuration 2



Key

- 1 Supporting construction
- a1 Pipe / top edge of seal separation
- a2 Pipe / side edge of seal separation
- a3 Pipe / pipe separation

Ytelseserklæring
Sikacrete-630 Fire+

20537727
2021.12 , ver. 1
1549

**FOR NÆRMERE
INFORMASJON:**

Sika Norge AS
Sanitetsveien 1,
NO-2013 SKJETTEN, Norge

tlf. +47 67 06 79 00
www.sika.no

A.2.6.1 Single side penetration seal with pipes

Services	Minimum mortar depth and floor thickness	Insulation	Classification
Up to 16 mm diameter steel pipes 1.5-7 mm wall	100 mm	None	E 240 C/C, EI 120 C/C
Up to 63.5 mm diameter steel pipes 1.6-14.2 mm wall	150 mm		E 180 C/U, EI 90 C/U
Up to 12 mm diameter Copper and steel pipes 0.7-1.5 mm wall	120 mm		E 240 C/C, EI 180 C/C
Up to 54 mm diameter Copper and steel pipes 1.5-14.2 mm wall	100 mm		E 120 C/C, EI 20 C/C
75 mm Alupex composite pipes with 4.6 mm wall	100 mm	None	E 240 U/C, EI 20 U/C

Services	Minimum mortar depth and floor thickness	Insulation, minimum thickness and density	Classification
Mild or stainless steel pipes	100 mm	20 mm Stone wool insulation 80 kg/m ³	EI 240 C/U
40 mm diameter/1.5-14.2 mm wall*		30 mm Stone wool insulation 80 kg/m ³	E 240 C/U, EI 120 C/U
40 mm diameter/1.5-14.2 mm wall*			
50 mm diameter/1.7-14.2 mm wall*			
60 mm diameter/1.8-14.2 mm wall*			
75 mm diameter/2.1-14.2 mm wall*			
90 mm diameter/2.3-14.2 mm wall*			
100 mm diameter/2.5-14.2 mm wall*			
115 mm diameter/2.8-14.2 mm wall*			
140 mm diameter/3.2-14.2 mm wall*			
165 mm diameter/ 3.6-14.2 mm wall*			
180 mm diameter/ 3.9-14.2 mm wall*			
200 mm diameter/ 4.2-14.2 mm wall*			
219 mm diameter/ 4.5-14.2 mm wall*			

* Typical pipe diameters shown, see below graph for intermediate sizes

Ytelseserklæring
Sikacrete-630 Fire+

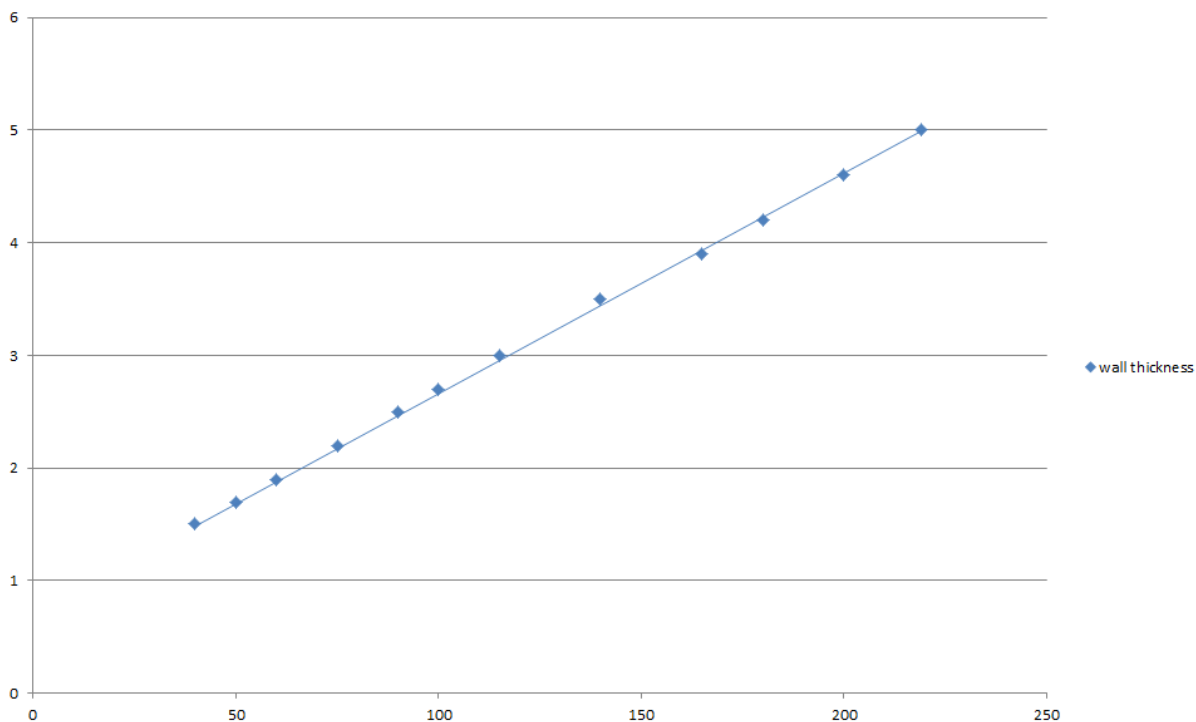
20537727
2021.12 , ver. 1
1549

FOR NÆRMERE INFORMASJON:

Sika Norge AS
Sanitetsveien 1,
NO-2013 SKJETTEN, Norge

tlf. +47 67 06 79 00
www.sika.no

Pipe diameter vs Wall thickness



Ytelseserklæring
Sikacrete-630 Fire+

20537727
2021.12 , ver. 1
1549

**FOR NÆRMERE
INFORMASJON:**

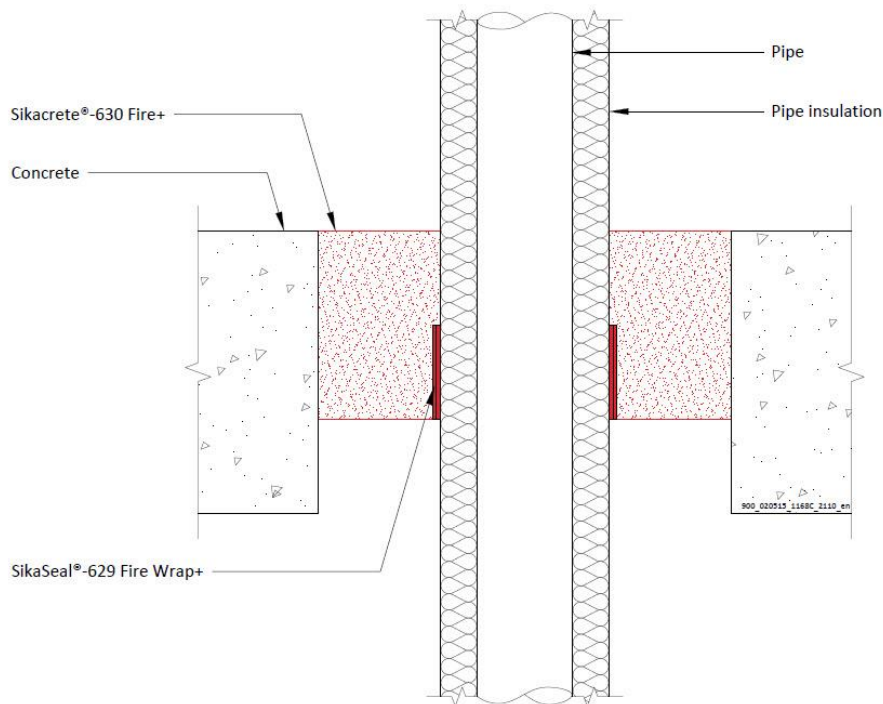
Sika Norge AS
Sanitetsveien 1,
NO-2013 SKJETTEN, Norge

tlf. +47 67 06 79 00
www.sika.no

A.2.7 Pipe penetration seal with 100 mm deep Sikacrete-630 Fire+

Penetration Seal: CS (Continuous Sustained) insulated metallic pipes fitted at any position within the aperture (min. separation 30 mm from seal edges and 30 mm from other services), with min. 100 mm Sikacrete-630 Fire+ to the top surface of the floor. SikaSeal-629 Fire Wrap+ are required to be fitted around combustible pipe insulation. Maximum seal size as section 2. 4).

Construction details:



A.2.7.1 Single side penetration seal with pipes

Services	Wrap	Insulation	Classification
Mild or stainless steel pipes			
40 mm diameter/1.5-14.2 mm wall	1 off 50 x 1.8 mm SikaSeal-629 Fire Wrap+, fitted at soffit	13 mm Elastomeric insulation minimum class B-s3,d0 or foil faced Phenolic Foam insulation	EI 180 C/U
40 mm diameter/1.5-14.2 mm wall*		13 -19 mm Elastomeric insulation minimum class B-s3,d0 or foil faced Phenolic Foam insulation	E 180 C/U, EI 120 C/U
50 mm diameter/1.6-14.2 mm wall*			
60 mm diameter/1.7-14.2 mm wall*			
75 mm diameter/1.9-14.2 mm wall*			
90 mm diameter/2-14.2 mm wall*			
100 mm diameter/2.1-14.2 mm wall*			

Ytelseserklæring
Sikacrete-630 Fire+

20537727
2021.12 , ver. 1
1549

**FOR NÆRMERE
INFORMASJON:**

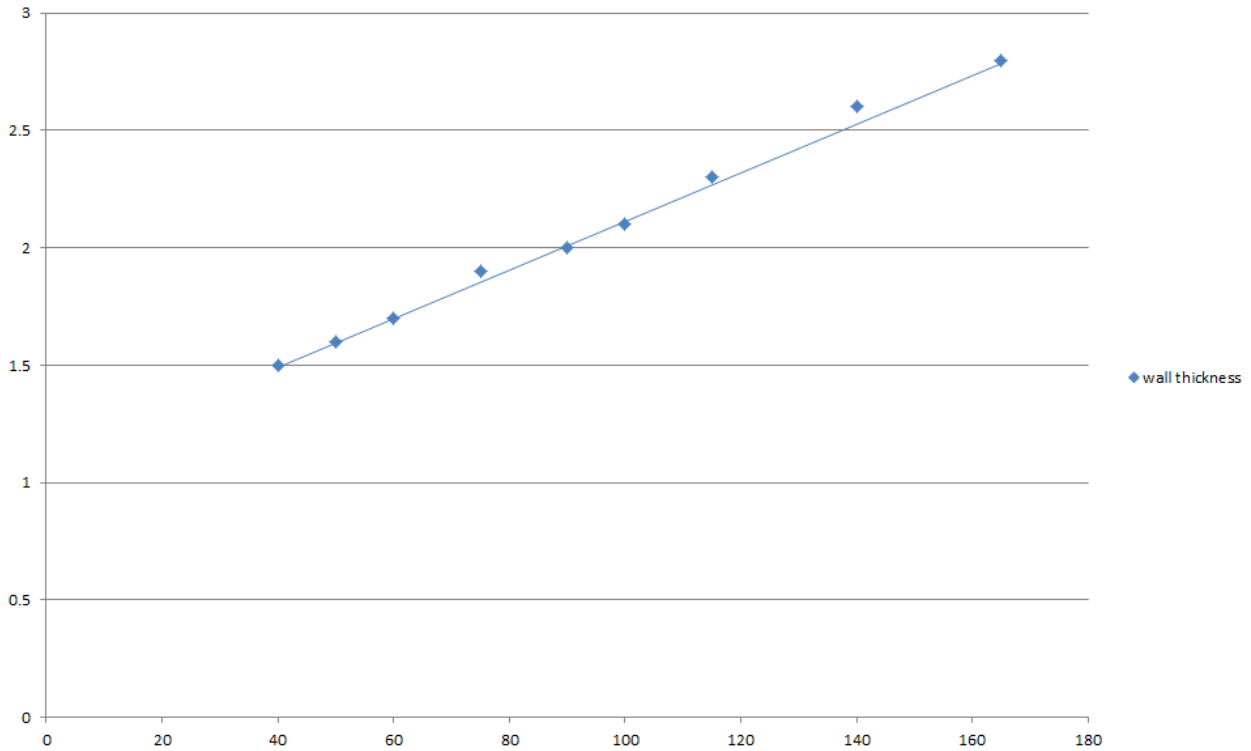
Sika Norge AS
Sanitetsveien 1,
NO-2013 SKJETTEN, Norge

tlf. +47 67 06 79 00
www.sika.no

115 mm diameter/2.3-14.2 mm wall*			
140 mm diameter/2.6-14.2 mm wall*			
165 mm diameter/2.8-14.2 mm wall*			

* Typical pipe diameters shown, see below graph for intermediate sizes

Pipe diameter vs Wall thickness



Ytelseserklæring
Sikacrete-630 Fire+

20537727
2021.12 , ver. 1
1549

**FOR NÆRMERE
INFORMASJON:**

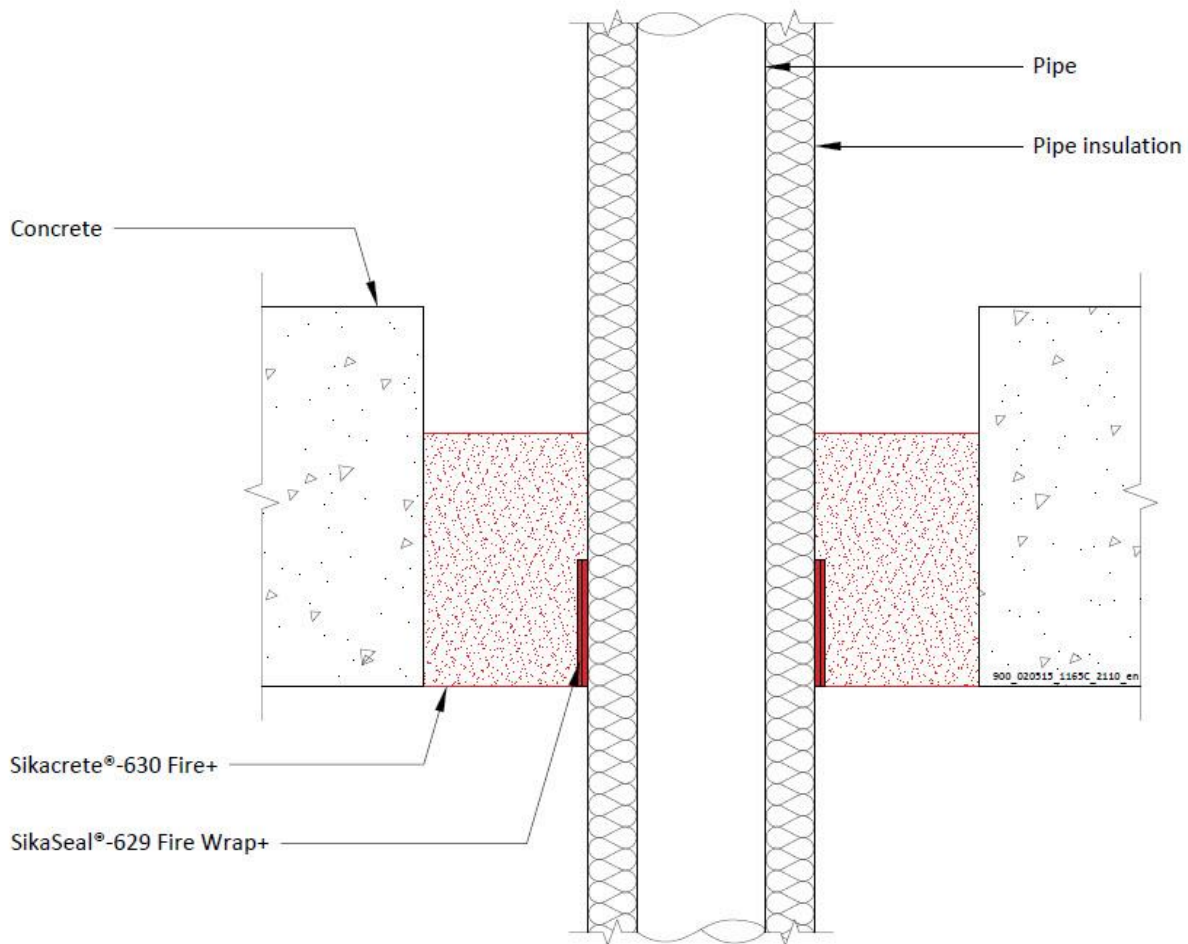
Sika Norge AS
Sanitetsveien 1,
NO-2013 SKJETTEN, Norge

tlf. +47 67 06 79 00
www.sika.no

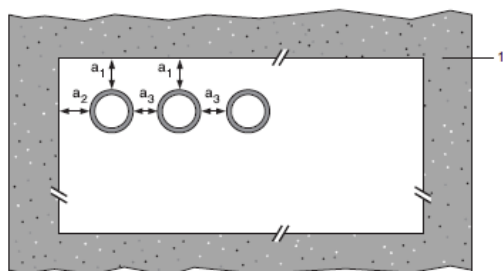
A.2.8 Pipe penetration seal with 100 mm deep Sikacrete-630 Fire+

Penetration Seal: CS (Continuous Sustained) insulated metallic pipes sealed with Protect FR wraps, fitted at any position within the aperture, with min. 100 mm Sikacrete-630 Fire+ Seal. Minimum separation between penetration seals and seal edges of 30 mm (Configuration 1 & 2). Maximum seal size as section 2. 4).

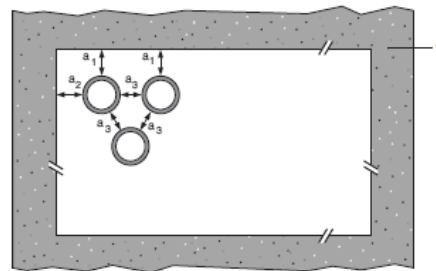
Construction details:



Configuration 1



Configuration 2



Ytelseserklæring
Sikacrete-630 Fire+

20537727
2021.12 , ver. 1
1549

**FOR NÆRMERE
INFORMASJON:**

Sika Norge AS
Sanitetsveien 1,
NO-2013 SKJETTEN, Norge

tlf. +47 67 06 79 00
www.sika.no

Key

1 Supporting construction
 a1 Pipe / top edge of seal separation
 a2 Pipe / side edge of seal separation
 a3 Pipe / pipe separation

A.2.8.1

Mild or stainless steel pipes	Insulation	SikaSeal-629 Fire Wrap+	Classification	
40 mm diameter/1-14.2 mm wall	25 mm thick Elastomeric insulation minimum class B-s3,d0 or foil faced Phenolic Foam insulation	50 x 3.6 mm (2 x 1.8 layer)	EI 240 C/U	
40 mm diameter/1-14.2 mm wall*	25mm thick Elastomeric insulation minimum class B-s3,d0 or foil faced Phenolic Foam insulation		50 x 3.6 mm (2 x 1.8 layer)	E 240 C/U EI 120 C/U
50 mm diameter/1.2-14.2 mm wall*				
60 mm diameter/1.4-14.2 mm wall*				
75 mm diameter/1.6-14.2 mm wall*				
90 mm diameter/1.9-14.2 mm wall*				
100 mm diameter/2.1-14.2 mm wall*				
115 mm diameter/2.4-14.2 mm wall*				
140 mm diameter/2.9-14.2 mm wall*				
165 mm diameter/ 3.4-14.2 mm wall*				
180 mm diameter/ 3.6-14.2 mm wall*				
200 mm diameter/ 4.0-14.2 mm wall*				
219 mm diameter/ 4.3-14.2 mm wall*				
250 mm diameter/ 5.0-14.2 mm wall*				
300 mm diameter/ 5.9-14.2 mm wall*				
324 mm diameter/ 6.35-14.2 mm wall*				
40 mm diameter/1-14.2 mm wall*	25-50mm thick Elastomeric insulation minimum class B-s3,d0 or foil faced Phenolic Foam insulation	50 x 5.4 mm (3 x 1.8 layer)	EI 120 C/U	
50 mm diameter/1.2-14.2 mm wall*				
60 mm diameter/1.4-14.2 mm wall*				
75 mm diameter/1.6-14.2 mm wall*				
90 mm diameter/1.9-14.2 mm wall*				
100 mm diameter/2.1-14.2 mm wall*				
115 mm diameter/2.4-14.2 mm wall*				
140 mm diameter/2.9-14.2 mm wall*				
165 mm diameter/ 3.4-14.2 mm wall*				
180 mm diameter/ 3.6-14.2 mm wall*				

Ytelseserklæring
 Sikacrete-630 Fire+

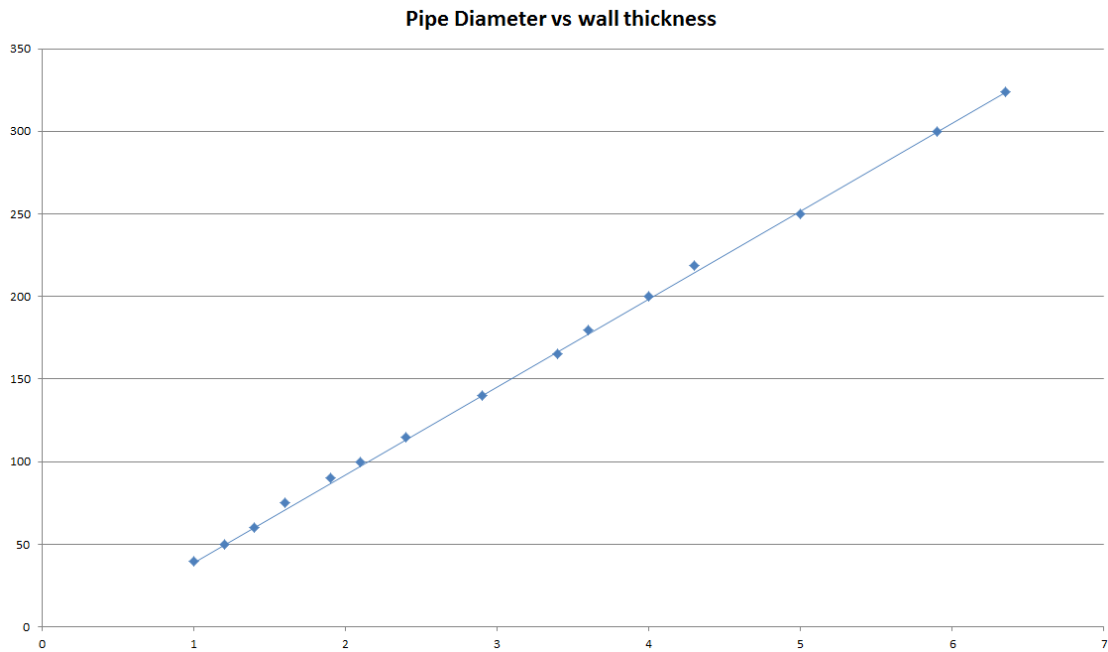
20537727
 2021.12 , ver. 1
 1549

**FOR NÆRMERE
 INFORMASJON:**

Sika Norge AS
 Sanitetsveien 1,
 NO-2013 SKJETTEN, Norge

tlf. +47 67 06 79 00
 www.sika.no

200 mm diameter/ 4.0-14.2 mm wall*			
219 mm diameter/ 4.3-14.2 mm wall*			
250 mm diameter/ 5.0-14.2 mm wall*			
300 mm diameter/ 5.9-14.2 mm wall*			
324 mm diameter/ 6.35-14.2 mm wall*			



Ytelseserklæring
Sikacrete-630 Fire+

20537727
2021.12 , ver. 1
1549

**FOR NÆRMERE
INFORMASJON:**

Sika Norge AS
Sanitetsveien 1,
NO-2013 SKJETTEN, Norge

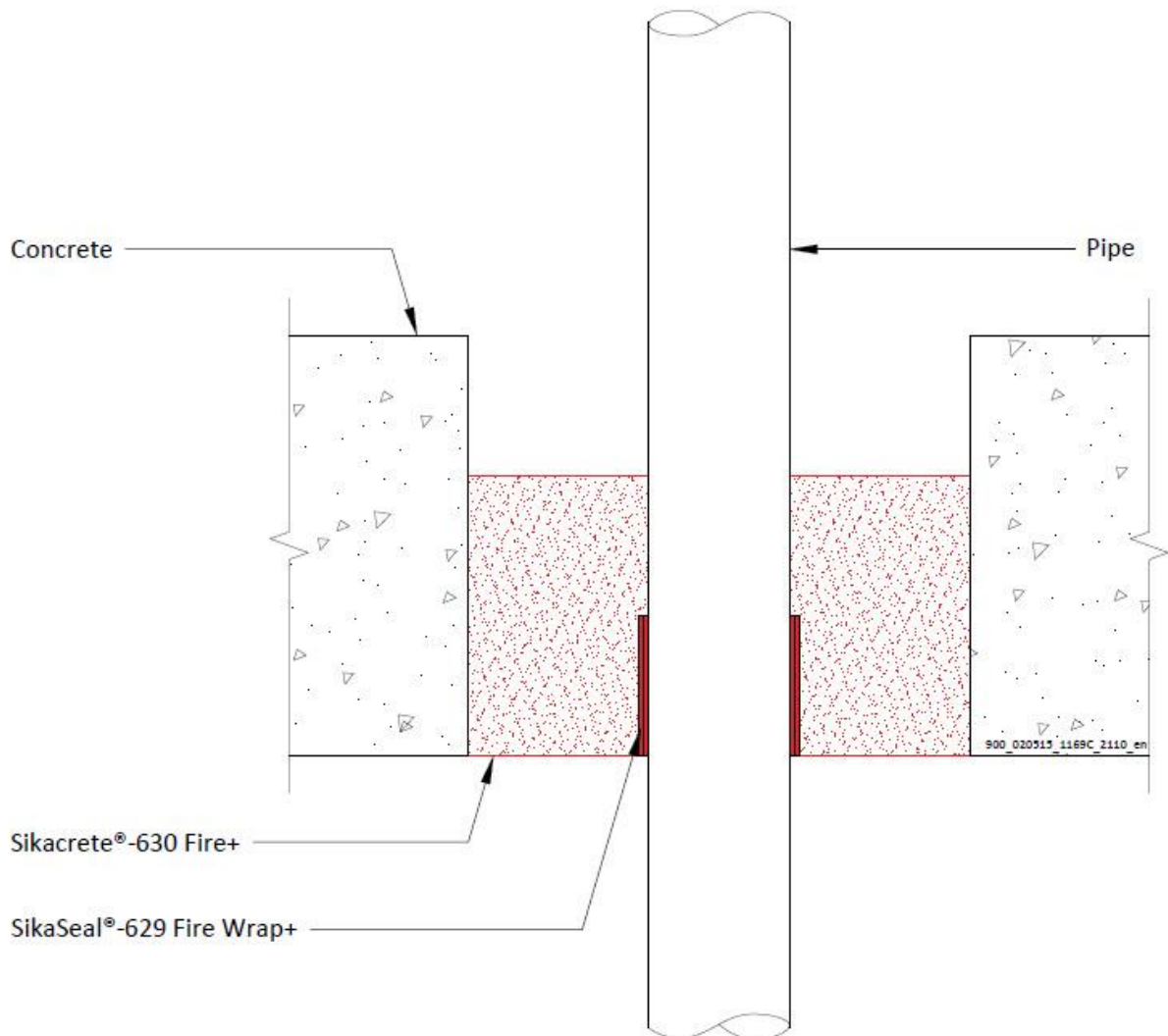
tlf. +47 67 06 79 00
www.sika.no



A.2.10 Pipe penetration seal with 100 mm deep Sikacrete-630 Fire+

Penetration Seal: Plastic pipes fitted at any position within the aperture, with min. 100 mm Sikacrete-630 Fire+ to the either surface of the floor or anywhere between. SikaSeal-629 Fire Wrap+ are required to be fitted to the bottom of the seal, as indicated below. Minimum separation between penetration seals and seal edges of 30 mm (Configuration 1 & 2).

Construction details:



Ytelseserklæring
Sikacrete-630 Fire+

20537727
2021.12 , ver. 1
1549

FOR NÆRMERE INFORMASJON:

Sika Norge AS
Sanitetsveien 1,
NO-2013 SKJETTEN, Norge

tlf. +47 67 06 79 00
www.sika.no

A.2.10.1 Single side penetration seal with pipes

Services	Wrap	Maximum aperture	Classification
PVC-U pipes according to EN 1329-1, EN 1452-1 and EN 1453-1, PVC-C according to EN 1566-1			
Up to 40 mm diameter / 1.8-3.7 mm wall	50 x 1.8 mm	As section 2. 4)	E 180 U/U, EI 120 U/U
Up to 110 mm diameter / 3.0-6.6 mm wall	50 x 3.6 mm		EI 240 U/C
Up to 125 mm diameter / 3.5-7.4 mm wall	50 x 7.2 mm		EI 120 U/C
Up to 160 mm diameter / 4.5 mm wall	50 x 10.8 mm		EI 240 C/C
Up to 160 mm diameter / 4.5-9.5 mm wall	50 x 10.8 mm		EI 90 C/C
Up to 110 mm diameter / 2.7-6.6 mm wall, containing up to 90mm \varnothing bundle of up to 14 mm \varnothing cables	50 x 3.6 mm		EI 120 U/C
PP pipes according to EN 1451-1			
Up to 40 mm diameter / 1.8-4.4 mm wall	None	As section 2. 4)	EI 120 U/C
Up to 40 mm diameter / 1.8-5.5 mm wall	50 x 1.8 mm		EI 120 U/U
Up to 50 mm diameter / 2.5-5.5 mm wall	50 x 3.6 mm		EI 240 C/C
Up to 75 mm diameter / 3.5-5.5 mm wall	50 x 3.6 mm		EI 240 C/C
Up to 110 mm diameter / 2.7-6.3 mm wall	50 x 3.6 mm		EI 240 U/C
Up to 125 mm diameter / 3.4-11.4 mm wall	50 x 7.2 mm		EI 240 U/C
Up to 160 mm diameter / 4.9-14.6 mm wall	50 x 10.8 mm		EI 240 U/C
Up to 110 mm diameter / 3.4-6.3 mm wall, containing up to 90mm \varnothing bundle of up to 14 mm \varnothing cables	50 x 3.6 mm		EI 60 U/C
PE pipes according to EN 1519-1, EN 12201-2 and EN 12666-1, ABS according to EN 1455-1 and pipes made from SAN+PVC according to EN 1565-1			
Up to 40 mm diameter / 2.0-4.4 mm wall	None	As section 2. 4)	EI 120 U/C
Up to 40 mm diameter / 2.4-3.7 mm wall	50 x 1.8 mm		EI 240 U/U
Up to 110 mm diameter / 3.4-10.0 mm wall	50 x 3.6 mm		EI 120 U/C
Up to 125 mm diameter / 3.9-11.4 mm wall	50 x 7.2 mm		EI 240 U/C
Up to 160 mm diameter / 4.9-14.6 mm wall	50 x 10.8 mm		EI 120 U/C
Up to 250 mm diameter / 7.8 mm wall	75 x 12.6 mm		EI 180 C/C
Up to 110 mm diameter / 2.7-10.0 mm wall, containing up to 90mm \varnothing bundle of up to 14 mm \varnothing cables	50 x 3.6 mm		E 120 U/C, EI 60 U/C
Configuration 1		Configuration 2	
Key			
1 Supporting construction			

Ytelseserklæring
Sikacrete-630 Fire+

20537727
2021.12 , ver. 1
1549

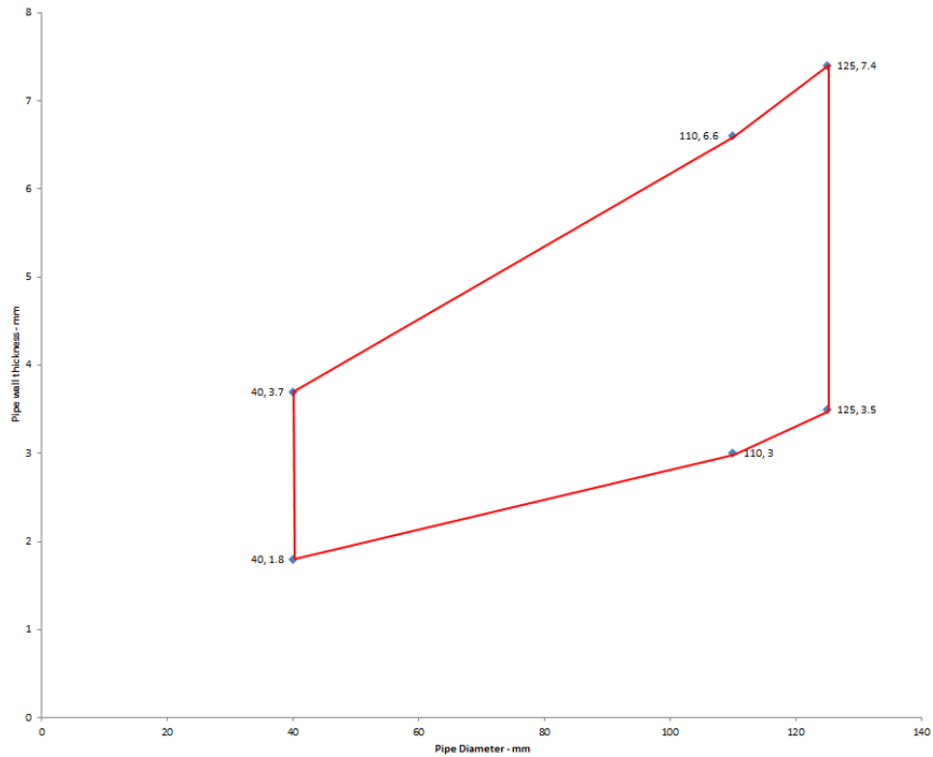
FOR NÆRMERE INFORMASJON:

Sika Norge AS
Sanitetsveien 1,
NO-2013 SKJETTEN, Norge

tlf. +47 67 06 79 00
www.sika.no

a1 Pipe / top edge of seal separation
a2 Pipe / side edge of seal separation
a3 Pipe / pipe separation

PVC-U pipes U/C with SikaSeal-629 Fire Wrap+ - EI 120 U/C



Ytelseserklæring
Sikacrete-630 Fire+

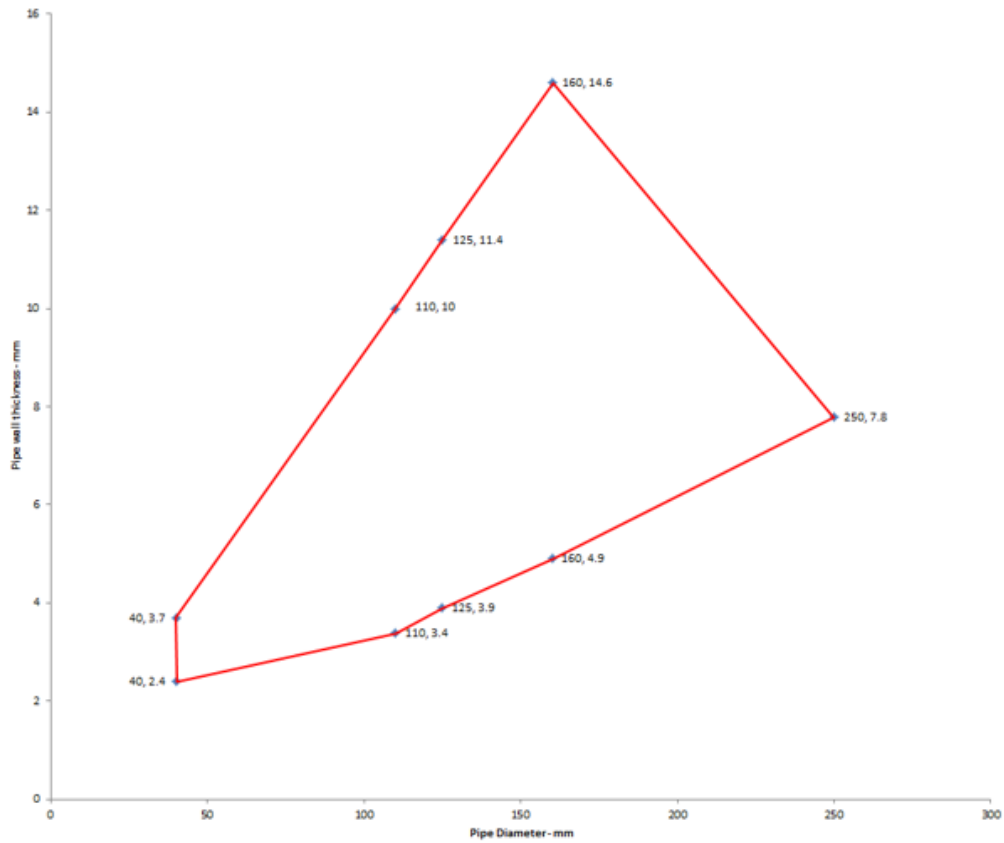
20537727
2021.12 , ver. 1
1549

FOR NÆRMERE INFORMASJON:

Sika Norge AS
Sanitetsveien 1,
NO-2013 SKJETTEN, Norge

tlf. +47 67 06 79 00
www.sika.no

PE pipes U/C with SikaSeal-629 Fire Wrap+ - EI 120 U/C



Ytelseserklæring
Sikacrete-630 Fire+

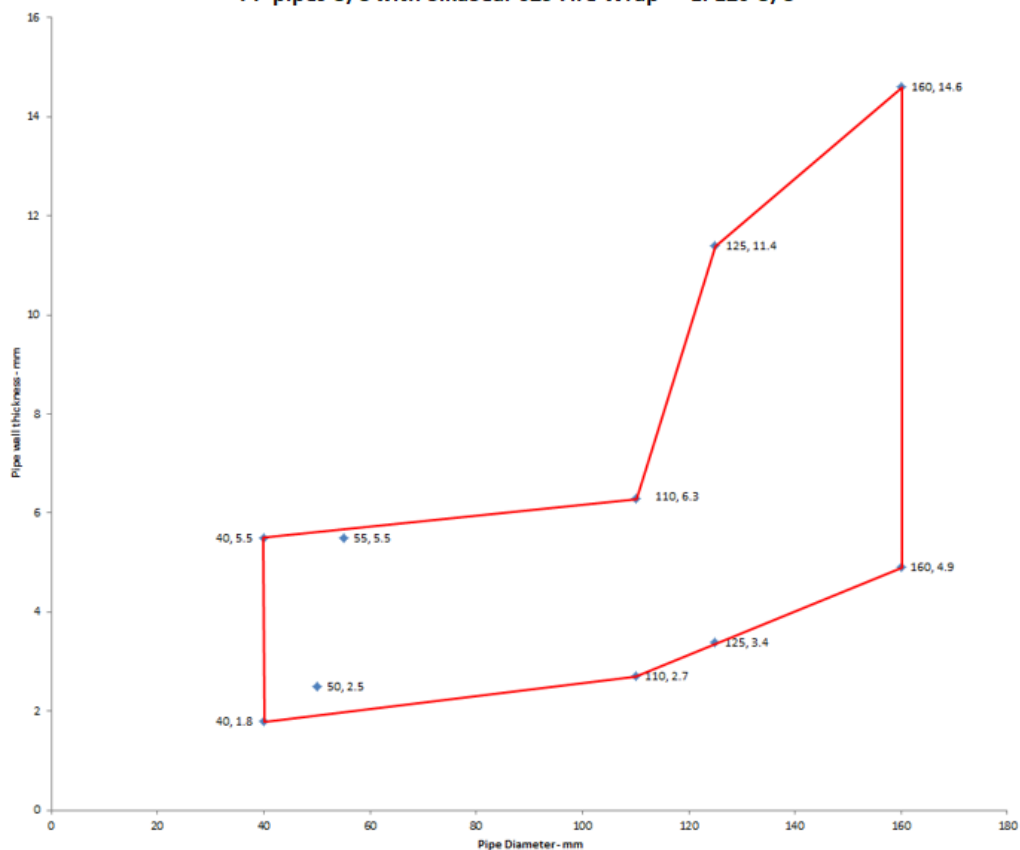
20537727
2021.12 , ver. 1
1549

FOR NÆRMERE INFORMASJON:

Sika Norge AS
Sanitetsveien 1,
NO-2013 SKJETTEN, Norge

tlf. +47 67 06 79 00
www.sika.no

PP pipes U/C with SikaSeal-629 Fire Wrap+ - EI 120 U/C



Ytelseserklæring
Sikacrete-630 Fire+

20537727
2021.12 , ver. 1
1549

FOR NÆRMERE INFORMASJON:

Sika Norge AS
Sanitetsveien 1,
NO-2013 SKJETTEN, Norge

tlf. +47 67 06 79 00
www.sika.no

A.2.11 Pipe penetration seal with 100 mm deep Sikacrete-630 Fire+

Penetration Seal: Plastic pipes fitted at any position within the aperture (min. separation 30 mm from seal edges and from other services), with min. 100 mm Sikacrete-630 Fire+ to either surface of the floor or anywhere between. SikaSeal-629 Fire Wrap+ are required to be fitted to the bottom of the seal, as indicated below. Maximum seal size as section 2. 4).

Construction details:	
Configuration 1	Configuration 2
<p>Key</p> <ul style="list-style-type: none"> 1 Supporting construction a1 Pipe / top edge of seal separation a2 Pipe / side edge of seal separation a3 Pipe / pipe separation 	

Ytelseserklæring
Sikacrete-630 Fire+

20537727
2021.12 , ver. 1
1549

**FOR NÆRMERE
INFORMASJON:**

Sika Norge AS
Sanitetsveien 1,
NO-2013 SKJETTEN, Norge

tlf. +47 67 06 79 00
www.sika.no

A.2.11.1

Services	Wrap	Permitted configuration for seal separation	Classification
PVC-U pipes according to EN 1329-1, EN 1452-1 and EN 1453-1, PVC-C according to EN 1566-1			
160 mm diameter / 9.5 mm wall	50 x 10.8 mm (6 x 1.8 layers)	1 & 2	EI 90 U/C
PEX pipe in pipe systems according to ISO 15875			
Maximum 54 mm diameter/0.4 mm wall thickness (outer pipe), 28 mm diameter/4.0 mm wall thickness (inner pipe)	50 x 3.6 mm (2 x 1.8 layers)	1 & 2	EI 120 C/C
Rehau Raupiano Plus PP-DD according to DIN 4102			
40-50 mm diameter/1.8-2.7 mm wall thickness*	50 x 3.6 mm (2 x 1.8 layers)	1 & 2	EI 120 U/U
75-110 mm diameter/2.7 mm wall thickness*	50 x 3.6 mm (2 x 1.8 layers)	1 & 2	EI 120 U/C
125 mm diameter/3.1 mm wall thickness	50 x 7.2 mm (4 x 1.8 layers)	1 & 2	E 240 U/C, EI 120 U/C
160 mm diameter/3.9 mm wall thickness	50 x 10.8 mm (6 x 1.8 layers)	1 & 2	EI 120 U/C
Polo-Kal NG Poloplast PP-MV according to DIN 4102			
32-110 mm diameter/3.4 mm wall thickness	50 x 3.6 mm (2 x 1.8 layers)	1 & 2	EI 180 U/C
125 mm diameter/3.9 mm wall thickness	50 x 7.2 mm (4 x 1.8 layers)	1 & 2	EI 240 U/C
160 mm diameter/4.3 mm wall thickness	50 x 10.8 mm (6 x 1.8 layers)	1 & 2	EI 240 U/C
Aquatherm Green SDR9 MF PP-RP according to ISO 21003			
32 mm diameter/3.6 mm wall thickness	50 x 1.8 mm (1 x 1.8 layer)	1 & 2	EI 240 C/C
40-50 mm diameter/5.6-12.3 mm wall thickness*	50 x 3.6 mm (2 x 1.8 layers)	1 & 2	EI 240 C/C
63-110 mm diameter/12.3 mm wall thickness*	50 x 3.6 mm (2 x 1.8 layers)	1 & 2	EI 240 C/C
Wavin SiTech + PP-M B according to EN 13501-1			
32-50 mm diameter/1.8-3.4 mm wall thickness*	50 x 3.6 mm (2 x 1.8 layers)	1 & 2	EI 120 U/U
75-110 mm diameter/3.4 mm wall thickness*	50 x 3.6 mm (2 x 1.8 layers)	1 & 2	EI 120 U/C
Gilbert Silent PP according to DIN 4102			
32-50 mm diameter/1.8-3.4 mm wall thickness*	50 x 3.6 mm (2 x 1.8 layers)	1 & 2	EI 120 U/U

Ytelseserklæring
Sikacrete-630 Fire+

20537727
2021.12 , ver. 1
1549

FOR NÆRMERE INFORMASJON:

Sika Norge AS
Sanitetsveien 1,
NO-2013 SKJETTEN, Norge

tlf. +47 67 06 79 00
www.sika.no

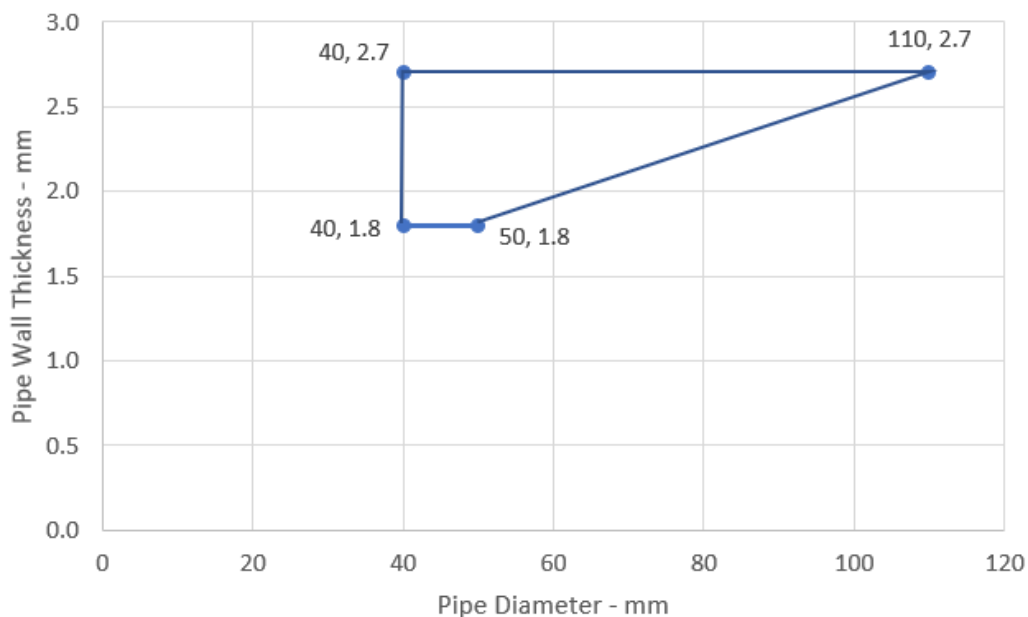
75-110 mm diameter/3.4 mm wall thickness*	50 x 3.6 mm (2 x 1.8 layers)	1 & 2	EI 120 U/C
---	------------------------------	-------	------------

* Typical pipe diameters shown, see below graph for intermediate sizes

Services	Wrap	Permitted configuration for seal separation	Classification
BluePower Multilayer pipes according to EN 1451-1			
32-50 mm diameter*	50 x 3.6 mm (2 x 1.8 layers)	1 & 2	EI 240 U/U
75-110 mm diameter*	50 x 3.6 mm (2 x 1.8 layers)	1 & 2	EI 120 U/C
125 mm diameter/3.9 mm wall thickness*	50 x 7.2 mm (4 x 1.8 layers)	1 & 2	EI 120 U/C
160 mm diameter/4.9 mm wall thickness*	50 x 10.8 mm (6 x 1.8 layers)	1 & 2	EI 240 U/C
Uponor Decibel pipes according to EN 14366			
32-50 mm diameter*	50 x 3.6 mm (2 x 1.8 layers)	1 & 2	EI 120 U/U
75-110 mm diameter*	50 x 3.6 mm (2 x 1.8 layers)	1 & 2	EI 120 U/C

* Typical pipe diameters shown, see below graph for intermediate sizes

Rehau Raupiano Plus -EI 120 U/U



Ytelseserklæring
Sikacrete-630 Fire+

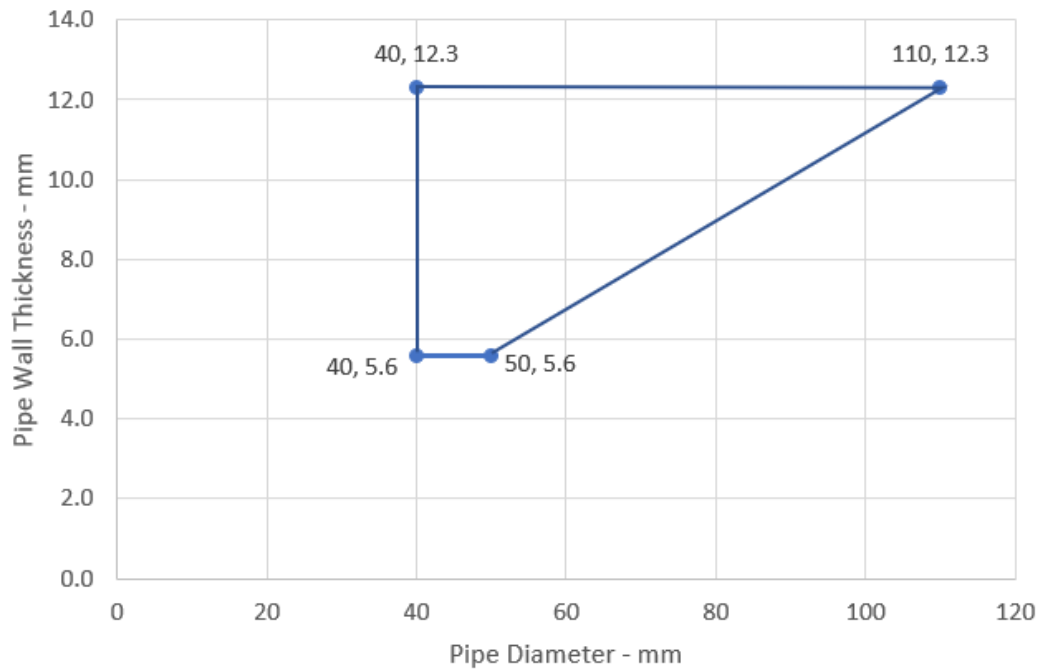
20537727
2021.12, ver. 1
1549

FOR NÆRMERE INFORMASJON:

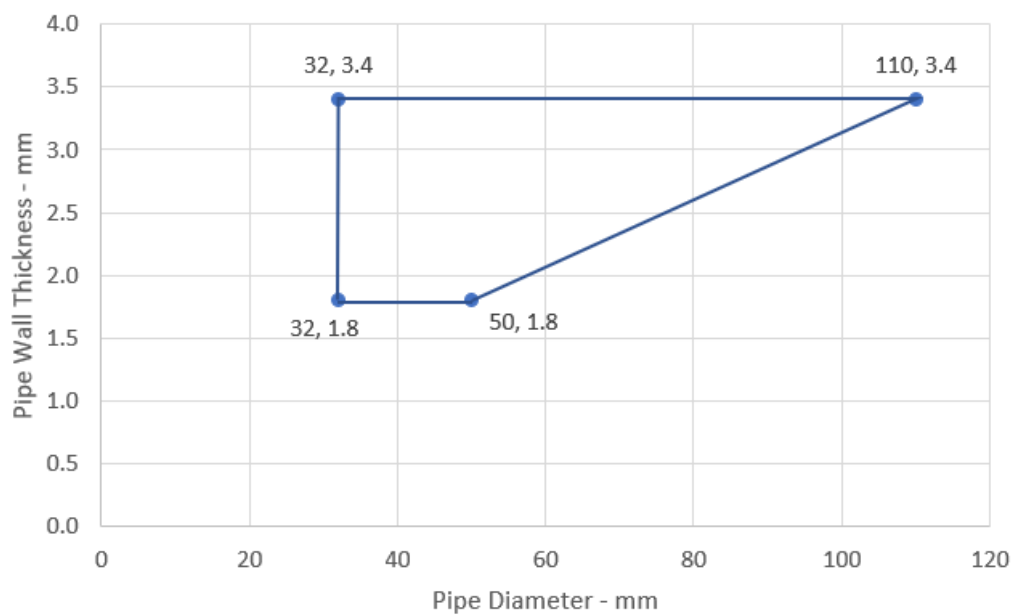
Sika Norge AS
Sanitetsveien 1,
NO-2013 SKJETTEN, Norge

tlf. +47 67 06 79 00
www.sika.no

Aquatherm Green - EI 240 C/C



Wavin SiTech Pipes - EI 120 U/C



Ytelseserklæring
Sikacrete-630 Fire+

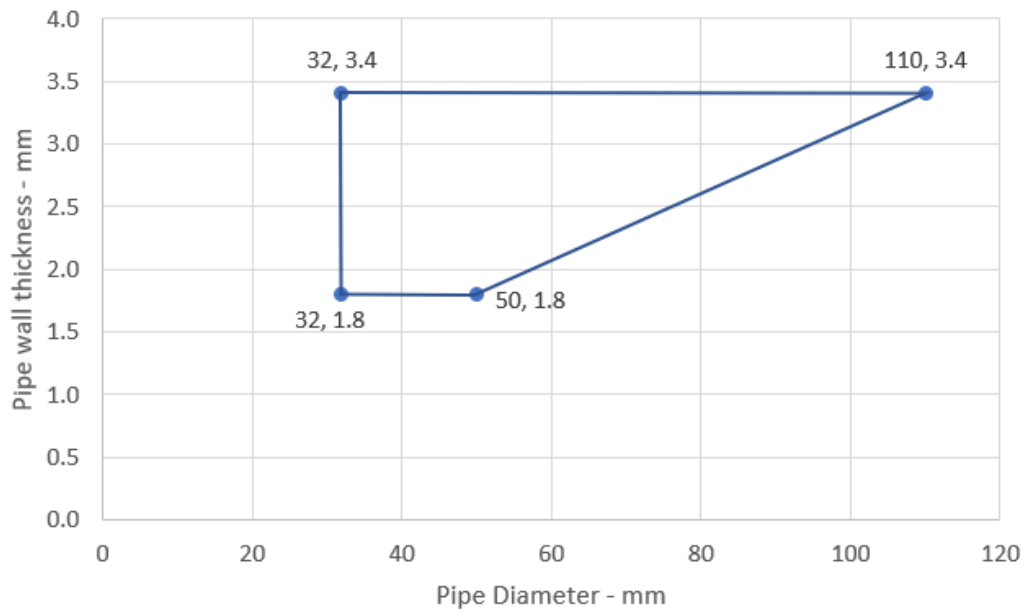
20537727
2021.12 , ver. 1
1549

FOR NÆRMERE INFORMASJON:

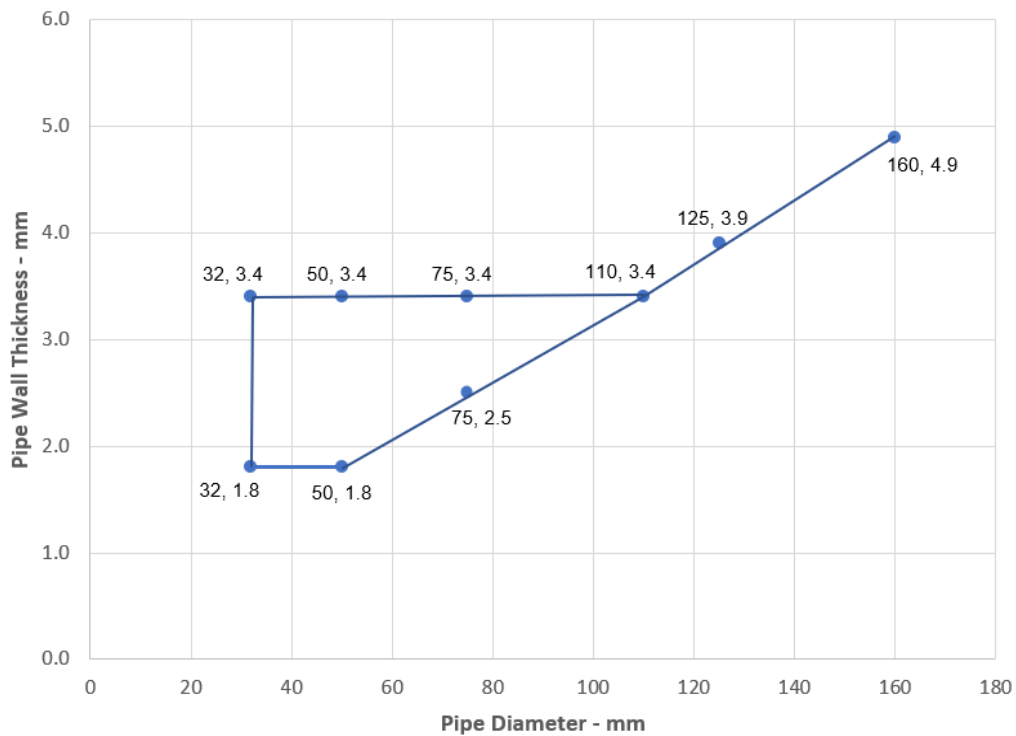
Sika Norge AS
Sanitetsveien 1,
NO-2013 SKJETTEN, Norge

tlf. +47 67 06 79 00
www.sika.no

Gilbert Silent PP - EI 120 U/C



BluePower Pipes 32-110 / 50 mm Wrap - U/C



Ytelseserklæring
Sikacrete-630 Fire+

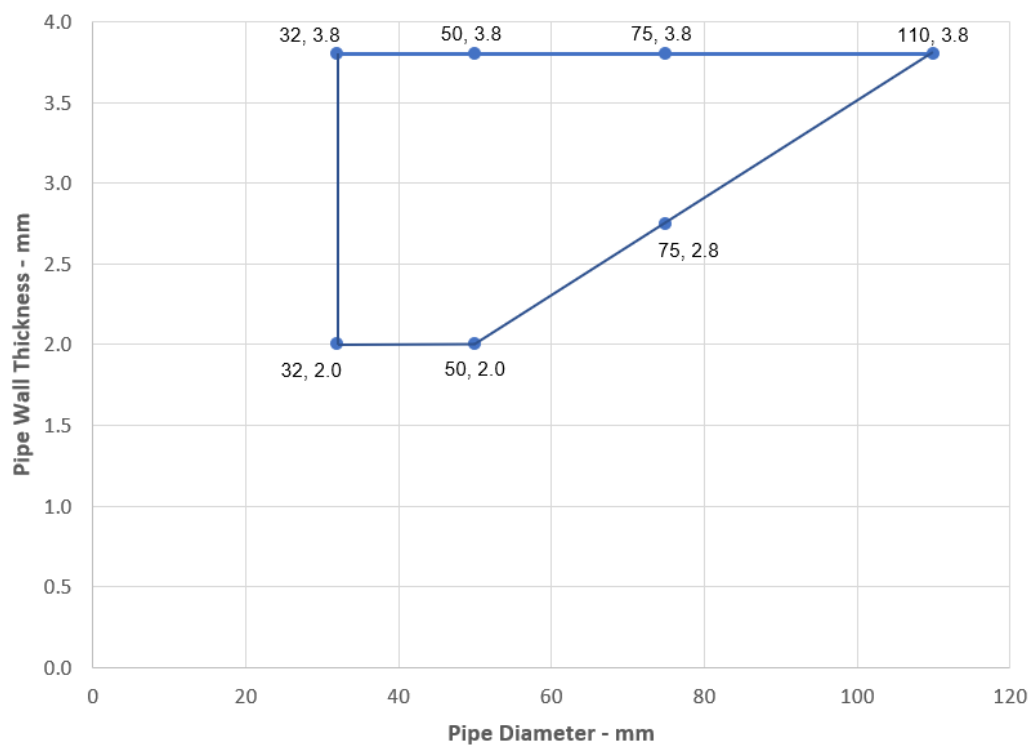
20537727
2021.12 , ver. 1
1549

FOR NÆRMERE INFORMASJON:

Sika Norge AS
Sanitetsveien 1,
NO-2013 SKJETTEN, Norge

tlf. +47 67 06 79 00
www.sika.no

Uponor Decibel Pipes 32-110 / 50 mm Wrap - U/C



Ytelseserklæring
Sikacrete-630 Fire+

20537727
2021.12 , ver. 1
1549

FOR NÆRMERE INFORMASJON:

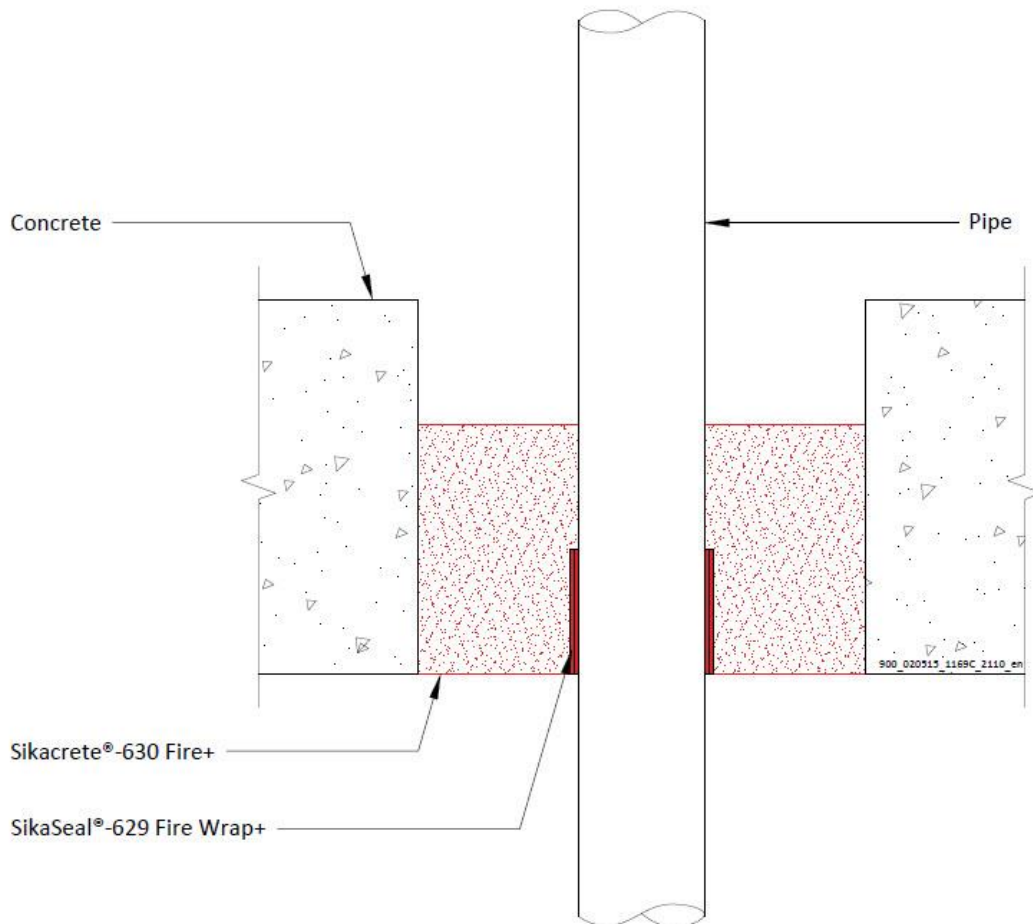
Sika Norge AS
Sanitetsveien 1,
NO-2013 SKJETTEN, Norge

tlf. +47 67 06 79 00
www.sika.no

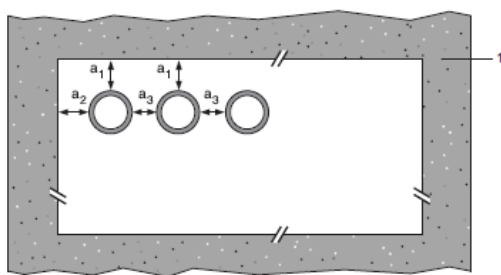
A.2.12 Pipe penetration seal with Sikacrete-630 Fire+

Penetration Seal: Plastic pipes fitted at any position within the aperture (min. separation 30 mm from seal edges and from other services), with Sikacrete-630 Fire+ to either surface of the floor or anywhere between. SikaSeal-629 Fire Wrap+ are required to be fitted to the bottom of the seal, as indicated below. Maximum seal size as section 2. 4).

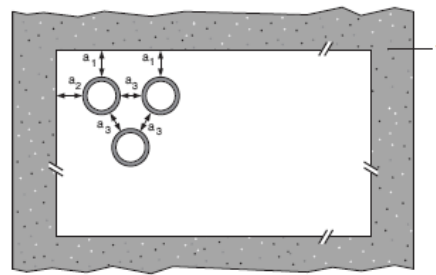
Construction details:



Configuration 1



Configuration 2



Key

1 Supporting construction

Ytelseserklæring
Sikacrete-630 Fire+

20537727
2021.12 , ver. 1
1549

**FOR NÆRMERE
INFORMASJON:**

Sika Norge AS
Sanitetsveien 1,
NO-2013 SKJETTEN, Norge

tlf. +47 67 06 79 00
www.sika.no

a1 Pipe / top edge of seal separation
a2 Pipe / side edge of seal separation
a3 Pipe / pipe separation

A.2.12.1

Services	Wrap	Permitted configuration for seal separation	Min. mortar depth and floor thickness	Classification
PVC-U pipes according to EN 1329-1, EN 1452-1 and EN 1453-1, PVC-C according to EN 1566-1				
Diameter 41 mm, wall thickness 1.8-3.7 mm to diameter 125 mm, wall thickness 4.8-7.4 mm*	50 x 7.2 mm (4 x 1.8 layers)	1 & 2	150 mm	EI 60 U/U
125 mm diameter / 7.4 mm wall	50 x 7.2 mm (4 x 1.8 layers)	1 & 2	150 mm	EI 120 U/U
Diameter 126 mm, wall thickness 4.8-7.4 mm to diameter 160 mm, wall thickness 9.5 mm*	75 x 10.8 mm (6 x 1.8 layers)	1	150 mm	E 120 U/U, EI 30 U/U
160 mm diameter / 9.5 mm wall	75 x 7.2 mm (4 x 1.8 layers)	1	150 mm	E 120 U/U, EI 30 U/U
160 mm diameter / 4.5-9.5 mm wall thickness	50 x 10.8 mm (6 x 1.8 layers)	1 & 2	120 mm	EI 120 U/C, EI 120 C/C
Diameter 161 mm, wall thickness 4.5-9.5 mm to diameter 200 mm, wall thickness 4.9-11.9 mm*	75 x 10.8 mm (6 x 1.8 layers)	1 & 2	120 mm	EI 120 C/C
200 mm diameter / 4.9-11.9 mm wall thickness	75 x 10.8 mm (6 x 1.8 layers)	1 & 2	120 mm	EI 240 C/C
Diameter 201 mm, wall thickness 4.9-11.9 mm to diameter 315 mm, wall thickness 7.7 mm*	75 x 18 mm (10 x 1.8 layers)	1	120 mm	EI 120 C/C
315 mm diameter / 7.7 mm wall thickness	75 x 18 mm (10 x 1.8 layers)	1	120 mm	EI 120 C/C
Diameter 161 mm, wall thickness 4.5-9.5 mm to diameter 315 mm, wall thickness 7.7-12.1 mm*	75 x 18 mm (10 x 1.8 layers)	1	120 mm	EI 90 C/C
315 mm diameter / 12.1 mm wall thickness	75 x 18 mm (10 x 1.8 layers)	1	120 mm	EI 90 C/C
Diameter 315 mm, wall thickness 7.7-12.1 mm to diameter 400 mm, wall thickness 15.3 mm*	75 x 28.8 mm (16 x 1.8 layers)	1	120 mm	EI 60 C/C
400mm diameter / 15.3 mm wall thickness	75 x 28.8 mm (16 x 1.8 layers)	1 & 2	120 mm	EI 60 C/C

Ytelseserklæring
Sikacrete-630 Fire+

20537727
2021.12 , ver. 1
1549

FOR NÆRMERE INFORMASJON:

Sika Norge AS
Sanitetsveien 1,
NO-2013 SKJETTEN, Norge

tlf. +47 67 06 79 00
www.sika.no

* Typical pipe diameters shown, see below graph for intermediate sizes

Ytelseserklæring
Sikacrete-630 Fire+

20537727
2021.12 , ver. 1
1549

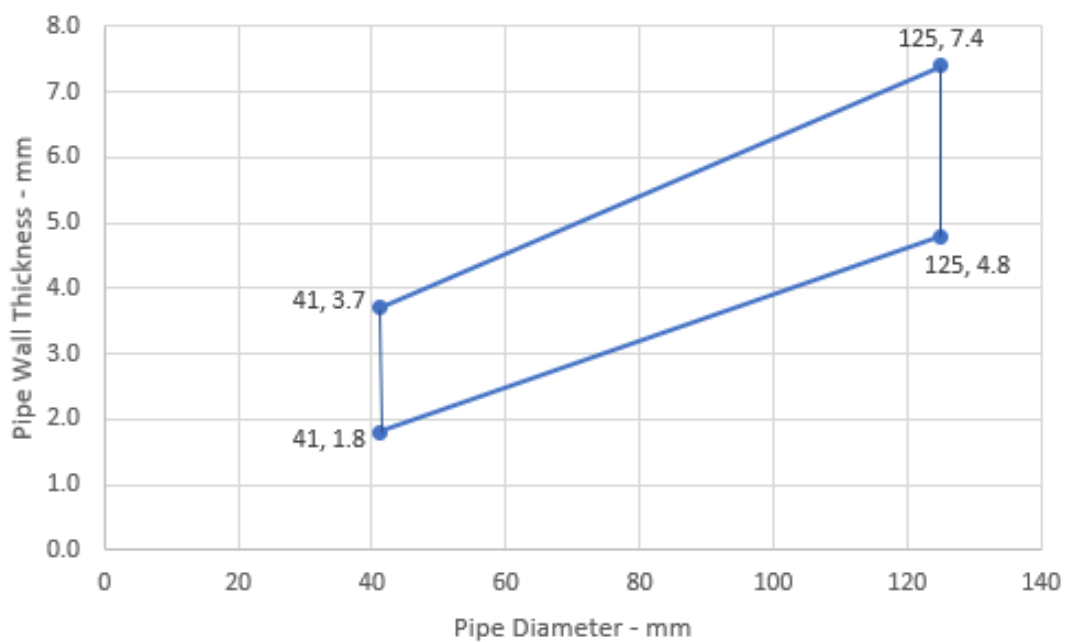
**FOR NÆRMERE
INFORMASJON:**

Sika Norge AS
Sanitetsveien 1,
NO-2013 SKJETTEN, Norge

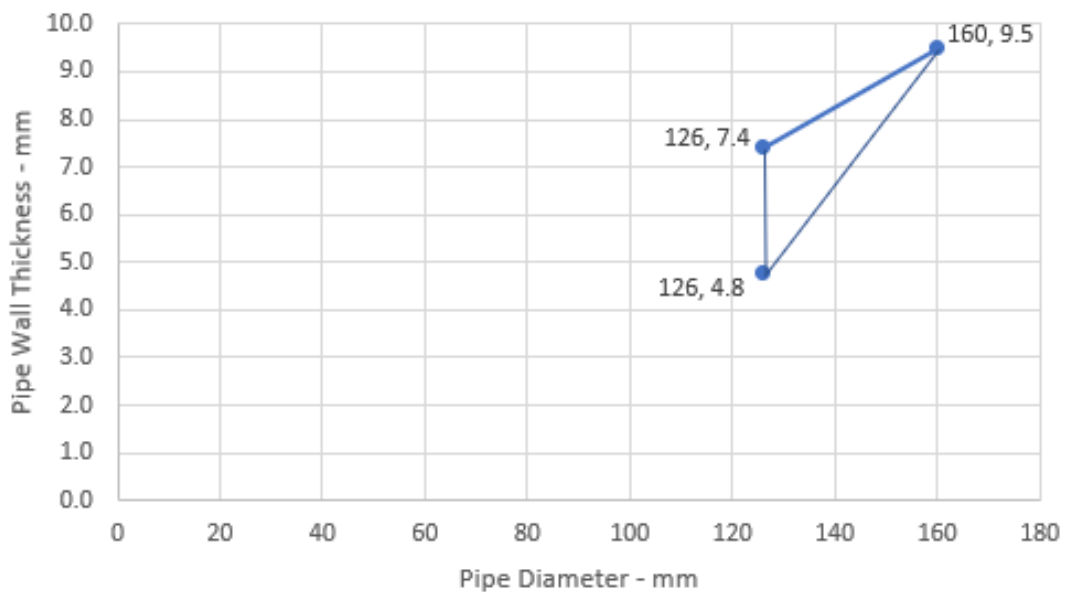
tlf. +47 67 06 79 00
www.sika.no



PVC-U Pipes 41-125 mm Diameter - EI 60 U/U



PVC-U Pipes 126-160 mm Diameter - E 120 U/U, EI 30 U/U



Ytelseserklæring
Sikacrete-630 Fire+

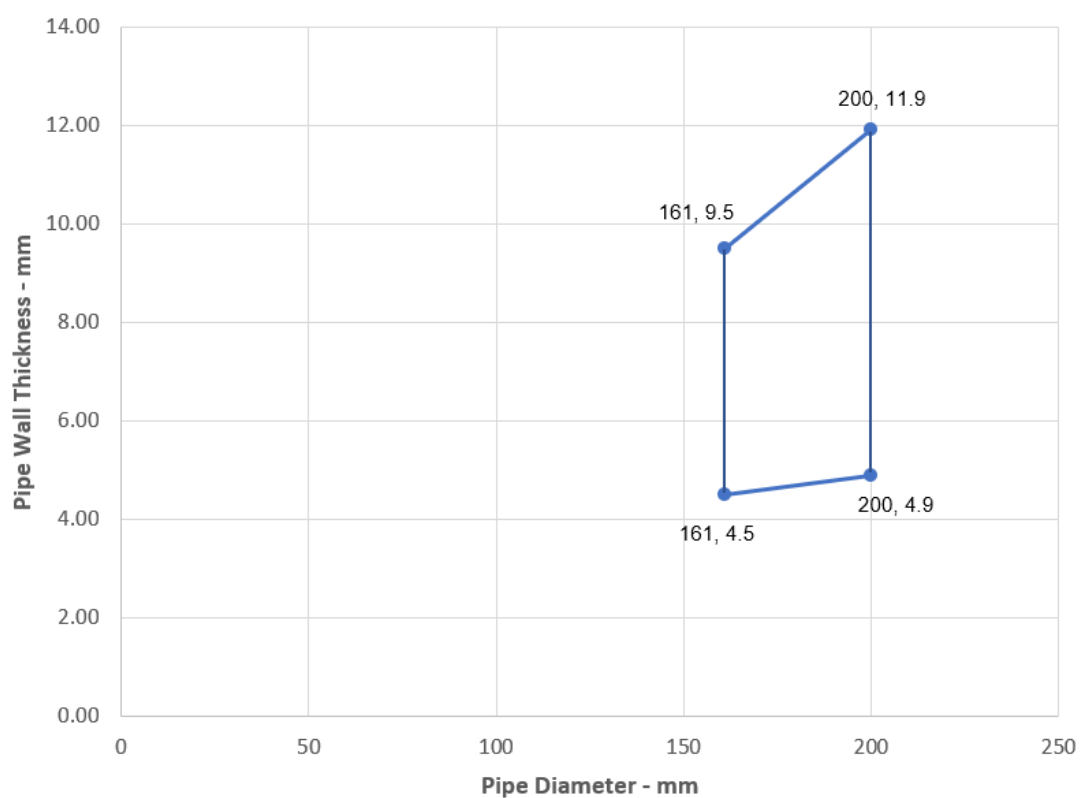
20537727
2021.12 , ver. 1
1549

FOR NÆRMERE INFORMASJON:

Sika Norge AS
Sanitetsveien 1,
NO-2013 SKJETTEN, Norge

tlf. +47 67 06 79 00
www.sika.no

PVC Pipes 161-200 mm Diameter - EI 120 - C/C



Ytelseserklæring
Sikacrete-630 Fire+

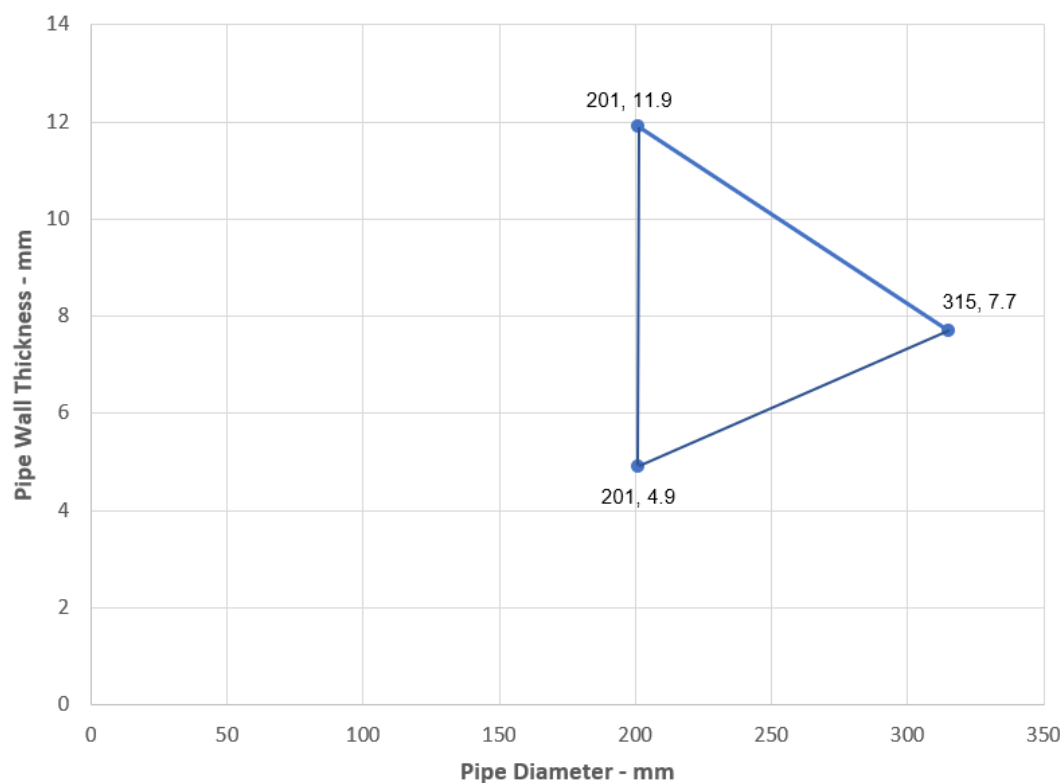
20537727
2021.12 , ver. 1
1549

FOR NÆRMERE INFORMASJON:

Sika Norge AS
Sanitetsveien 1,
NO-2013 SKJETTEN, Norge

tlf. +47 67 06 79 00
www.sika.no

PVC Pipes 201-315 mm Diameter - EI 120 - C/C



Ytelseserklæring
Sikacrete-630 Fire+

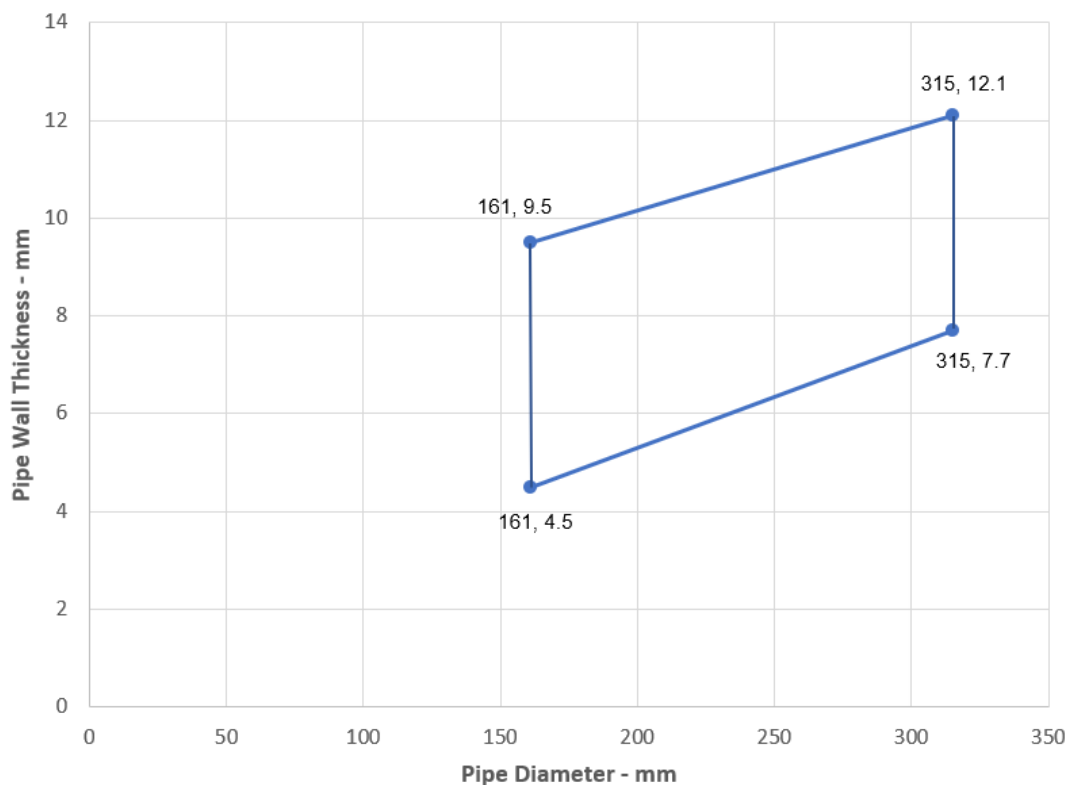
20537727
2021.12 , ver. 1
1549

FOR NÆRMERE INFORMASJON:

Sika Norge AS
Sanitetsveien 1,
NO-2013 SKJETTEN, Norge

tlf. +47 67 06 79 00
www.sika.no

PVC Pipes 161-315 mm Diameter - EI 90 - C/C



Ytelseserklæring
Sikacrete-630 Fire+

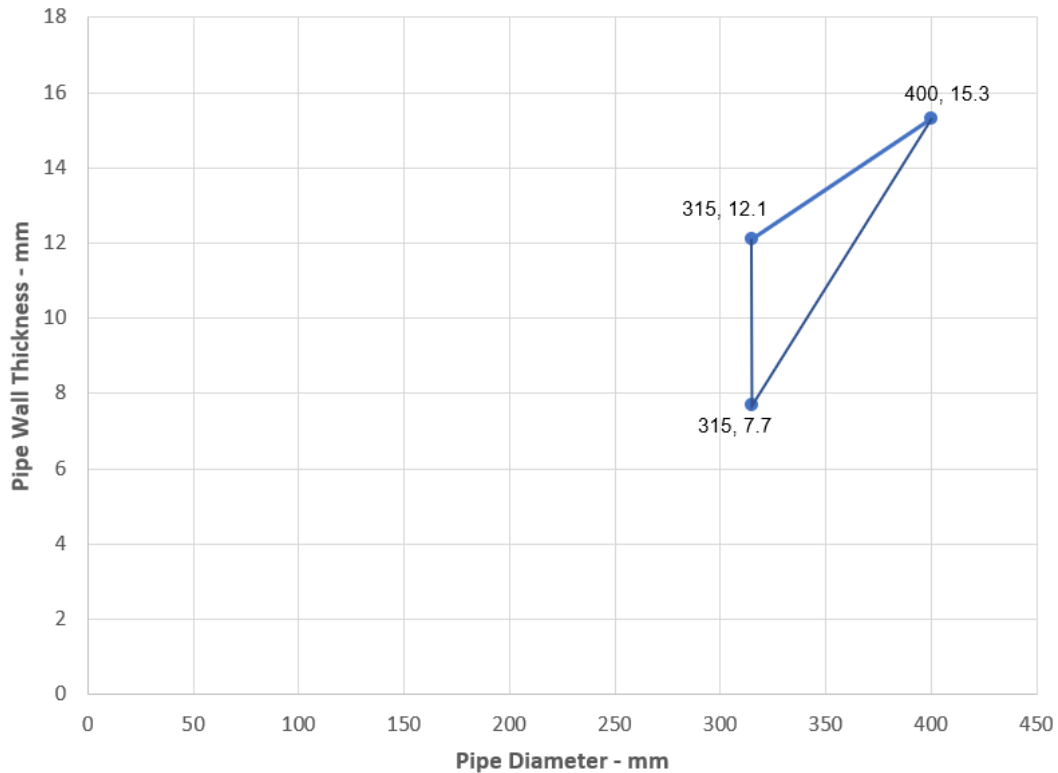
20537727
2021.12 , ver. 1
1549

FOR NÆRMERE INFORMASJON:

Sika Norge AS
Sanitetsveien 1,
NO-2013 SKJETTEN, Norge

tlf. +47 67 06 79 00
www.sika.no

PVC Pipes 315-400 mm Diameter - EI 60 - C/C



Services	Wrap	Permitted configuration for seal separation	Min. mortar depth and floor thickness	Classification
PP pipes according to EN 1451-1				
Diameter 41 mm, wall thickness 1.8-5.5 mm to diameter 160 mm, wall thickness 4.9-14.6 mm*	75 x 10.8 mm (6 x 1.8 layers)	1 & 2	150 mm	EI 120 U/C
160 mm diameter / 14.6 mm wall	75 x 7.2 mm (4 x 1.8 layers)	1 & 2	150 mm	EI 240 U/U
Diameter 161 mm, wall thickness 4.9-14.6 mm to diameter 200 mm, wall thickness 4.9-18.2 mm*	75 x 10.8 mm (6 x 1.8 layers)	1 & 2	120 mm	EI 240 C/C
Diameter 201 mm, wall thickness 4.9-18.2 mm to diameter 315 mm, wall thickness 7.7 mm*	75 x 18 mm (10 x 1.8 layers)	N/A	150 mm	EI 180 C/C
Diameter 201 mm, wall thickness 4.9-18.2 mm to diameter 315 mm, wall thickness 7.7-28.6 mm*	75 x 18 mm (10 x 1.8 layers)	N/A	150 mm	EI 60 C/C

Ytelseserklæring
Sikacrete-630 Fire+

20537727
2021.12 , ver. 1
1549

FOR NÆRMERE INFORMASJON:

Sika Norge AS
Sanitetsveien 1,
NO-2013 SKJETTEN, Norge

tlf. +47 67 06 79 00
www.sika.no

315 mm diameter / 7.7 mm wall	75 x 18 mm (10 x 1.8 layers)	N/A	150 mm	EI 180 C/C
315 mm diameter / 7.7-28.6 mm wall	75 x 18 mm (10 x 1.8 layers)	1	150 mm	EI 60 C/C
Diameter 315 mm, wall thickness 7.7-28.6 mm to diameter 400 mm, wall thickness 22.7 mm*	75 x 28.8 mm (16 x 1.8 layers)	1	150 mm	EI 60 C/C
400mm diameter / 22.7 mm wall thickness	75 x 28.8 mm (16 x 1.8 layers)	1 & 2	150 mm	EI 60 C/C

* Typical pipe diameters shown, see below graph for intermediate sizes

Ytelseserklæring
Sikacrete-630 Fire+

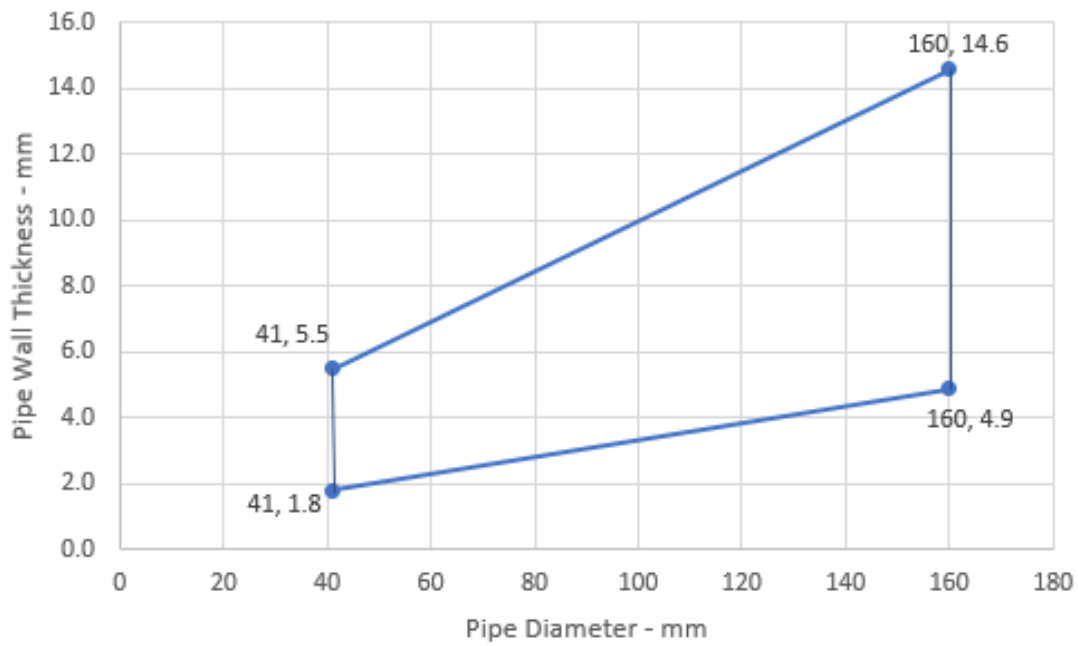
20537727
2021.12 , ver. 1
1549

**FOR NÆRMERE
INFORMASJON:**

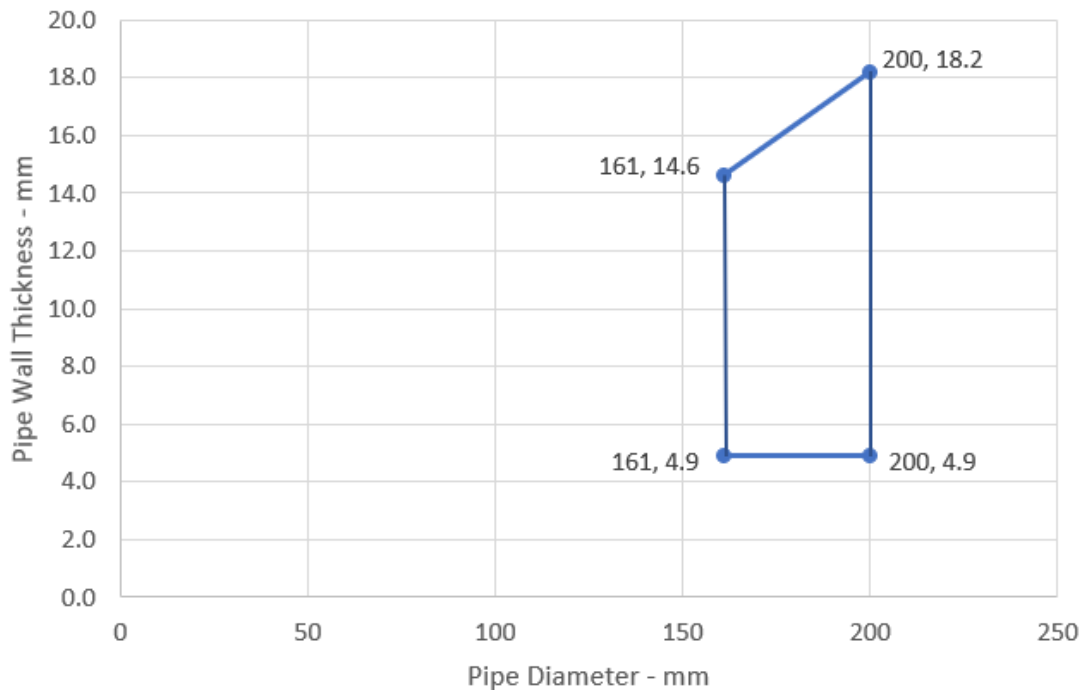
Sika Norge AS
Sanitetsveien 1,
NO-2013 SKJETTEN, Norge

tlf. +47 67 06 79 00
www.sika.no

PP Pipes 41-160 mm Diameter - EI 120 U/C



PP Pipes - EI 240 C/C



Ytelseserklæring
Sikacrete-630 Fire+

20537727
2021.12 , ver. 1
1549

FOR NÆRMERE INFORMASJON:

Sika Norge AS
Sanitetsveien 1,
NO-2013 SKJETTEN, Norge

tlf. +47 67 06 79 00
www.sika.no

Ytelseserklæring
Sikacrete-630 Fire+

20537727
2021.12 , ver. 1
1549

63/242

**FOR NÆRMERE
INFORMASJON:**

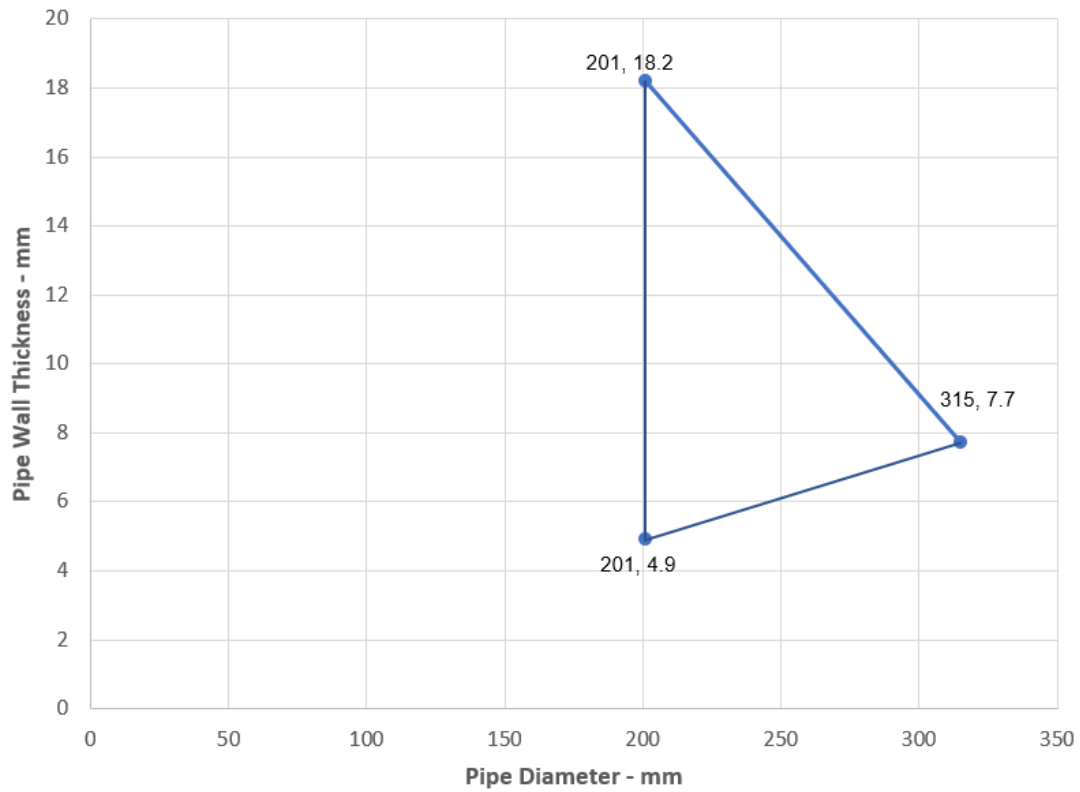
Sika Norge AS
Sanitetsveien 1,
NO-2013 SKJETTEN, Norge

tlf. +47 67 06 79 00
www.sika.no

BUILDING TRUST



PP Pipes 201-315 mm Diameter - EI 180 - C/C



Ytelseserklæring
Sikacrete-630 Fire+

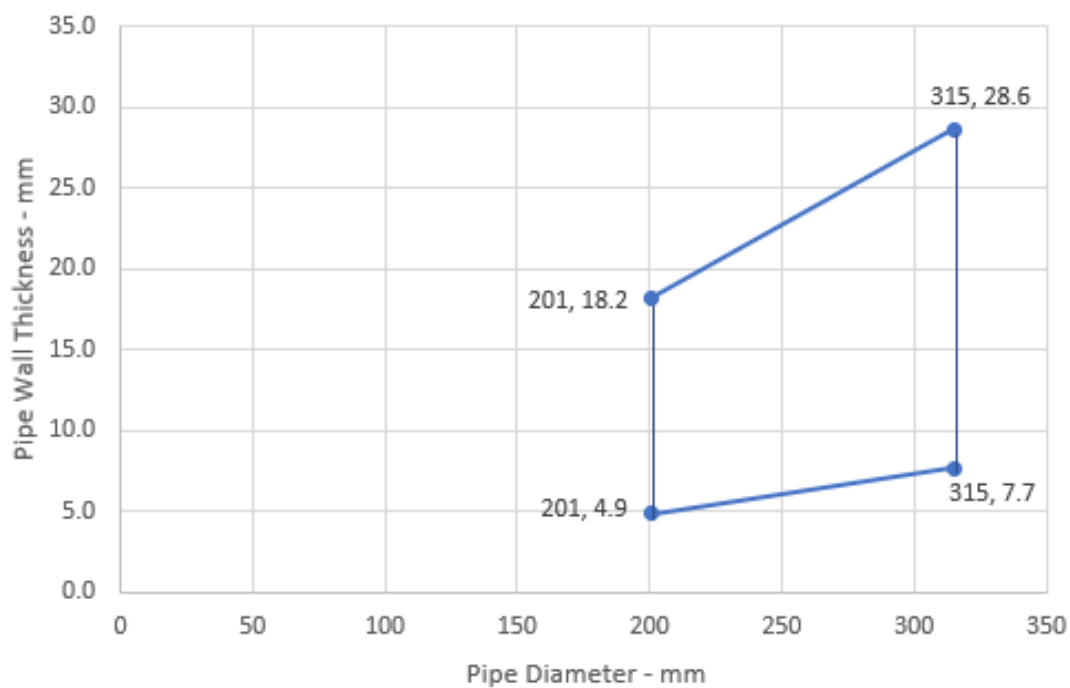
20537727
2021.12 , ver. 1
1549

FOR NÆRMERE INFORMASJON:

Sika Norge AS
Sanitetsveien 1,
NO-2013 SKJETTEN, Norge

tlf. +47 67 06 79 00
www.sika.no

PP Pipes - EI 60 C/C



Ytelseserklæring
Sikacrete-630 Fire+

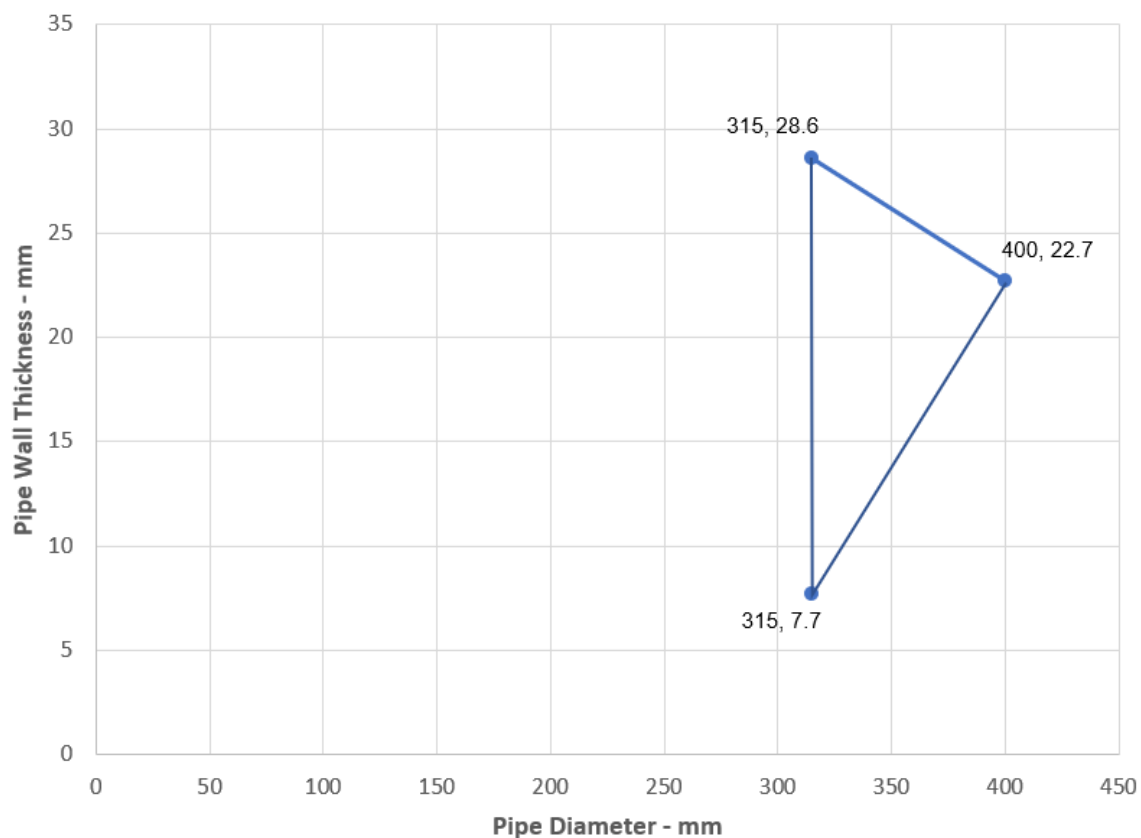
20537727
2021.12 , ver. 1
1549

FOR NÆRMERE INFORMASJON:

Sika Norge AS
Sanitetsveien 1,
NO-2013 SKJETTEN, Norge

tlf. +47 67 06 79 00
www.sika.no

PP Pipes 315-400 mm Diameter - EI 60 - C/C



Ytelseserklæring
Sikacrete-630 Fire+

20537727
2021.12 , ver. 1
1549

FOR NÆRMERE INFORMASJON:

Sika Norge AS
Sanitetsveien 1,
NO-2013 SKJETTEN, Norge

tlf. +47 67 06 79 00
www.sika.no

Services	Wrap	Permitted configuration for seal separation	Min. mortar depth and floor thickness	Classification
PE pipes according to EN 1519-1, EN 12201-2 and EN 12666-1, ABS according to EN 1455-1 and pipes made from SAN+PVC according to EN 1565-1				
Diameter 126 mm, wall thickness 3.9-11.4 mm to diameter 160 mm, wall thickness 14.6*	75 x 18 mm (10 x 1.8 layers)	N/A	150 mm	E 240 U/U, EI 120 U/U
160 mm diameter / 14.6 mm wall	75 x 7.2 mm (4 x 1.8 layers)	1 & 2	150 mm	E 240 U/U, EI 120 U/U
Diameter 161 mm, wall thickness 4.9-14.6 mm to diameter 200 mm, wall thickness 6.2-18.2 mm*	75 x 10.8 mm (6 x 1.8 layers)	1 & 2	150 mm	EI 120 C/C
200 mm diameter / 6.2-18.2 mm wall thickness	75 x 10.8 mm (6 x 1.8 layers)	1 & 2	120 mm	EI 240 C/C
Diameter 161 mm, wall thickness 4.9-14.6 mm to diameter 315 mm, wall thickness 9.7-18.7 mm*	75 x 18 mm (10 x 1.8 layers)	N/A	150 mm	EI 60 C/C

* Typical pipe diameters shown, see below graph for intermediate sizes

Ytelseserklæring
Sikacrete-630 Fire+

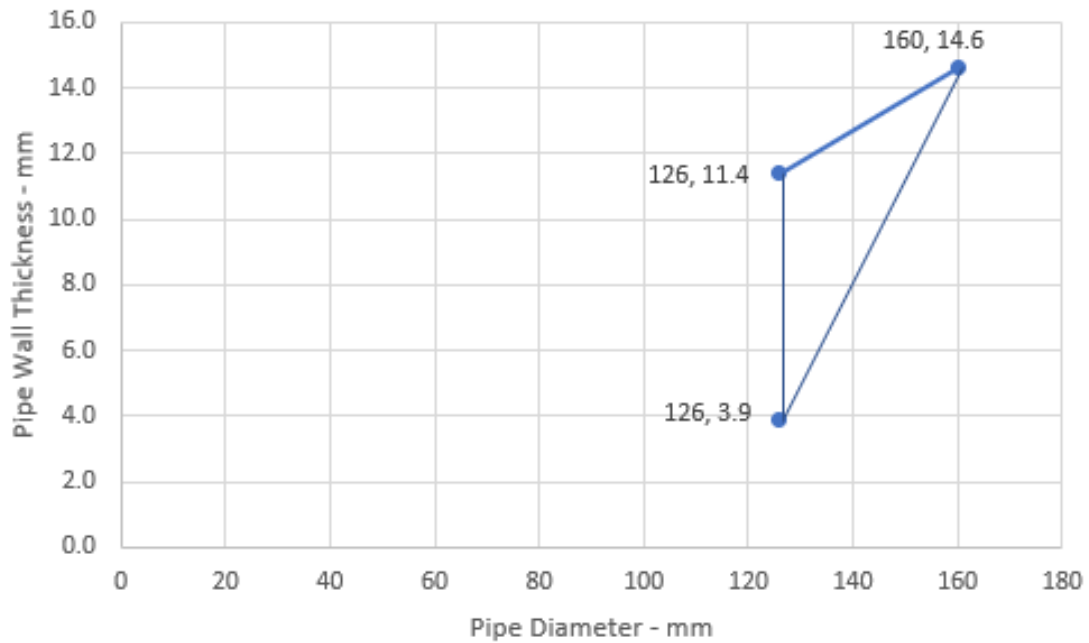
20537727
2021.12 , ver. 1
1549

FOR NÆRMERE INFORMASJON:

Sika Norge AS
Sanitetsveien 1,
NO-2013 SKJETTEN, Norge

tlf. +47 67 06 79 00
www.sika.no

PE Pipes 126-160 mm Diameter - E 240 U/U, EI 120 U/U



Ytelseserklæring
Sikacrete-630 Fire+

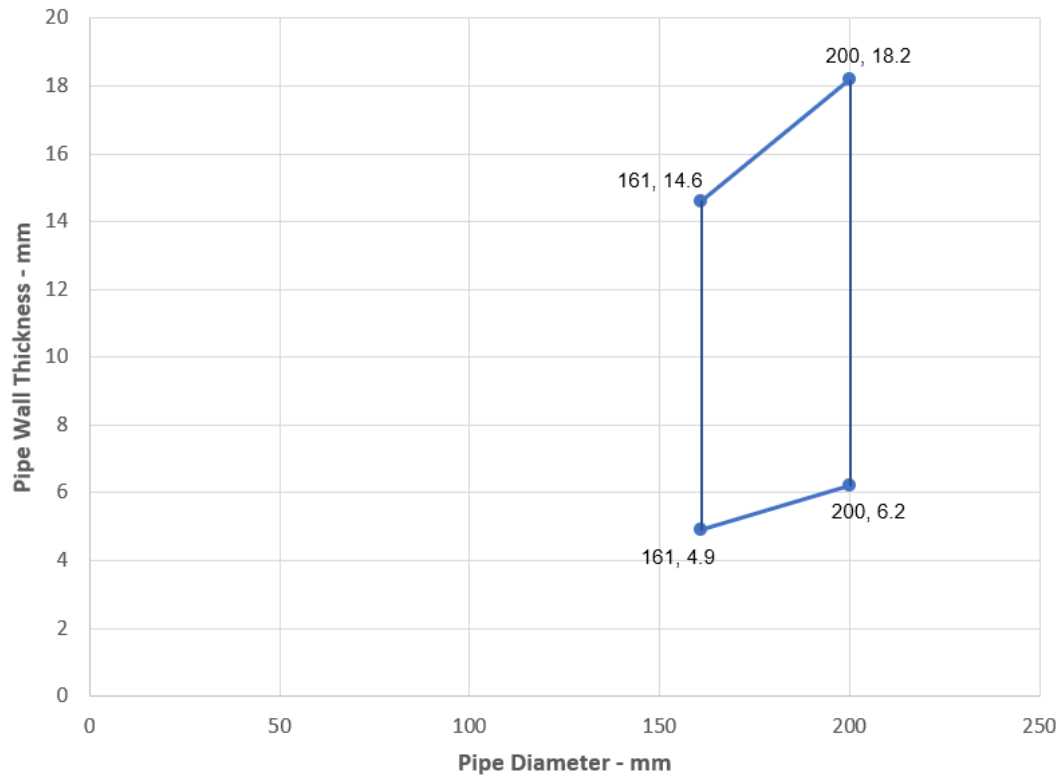
20537727
2021.12 , ver. 1
1549

FOR NÆRMERE INFORMASJON:

Sika Norge AS
Sanitetsveien 1,
NO-2013 SKJETTEN, Norge

tlf. +47 67 06 79 00
www.sika.no

PE Pipes 161-200 mm Diameter - EI 120 - C/C



Ytelseserklæring
Sikacrete-630 Fire+

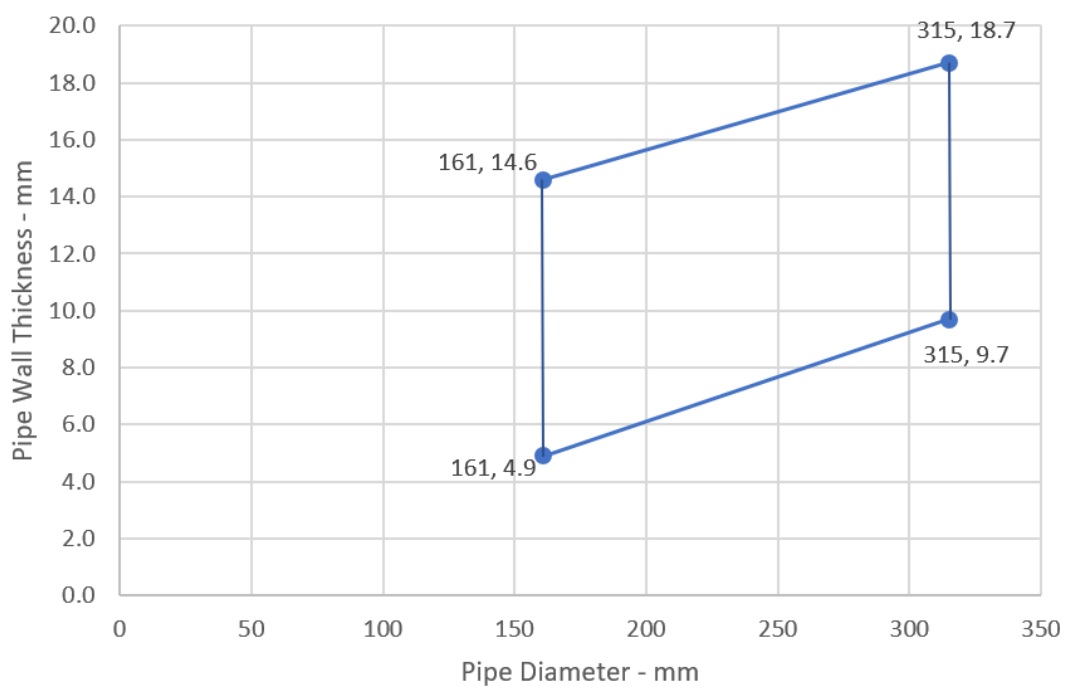
20537727
2021.12 , ver. 1
1549

FOR NÆRMERE INFORMASJON:

Sika Norge AS
Sanitetsveien 1,
NO-2013 SKJETTEN, Norge

tlf. +47 67 06 79 00
www.sika.no

PE Pipes - EI 60 C/C



Ytelseserklæring
Sikacrete-630 Fire+

20537727
2021.12 , ver. 1
1549

FOR NÆRMERE INFORMASJON:

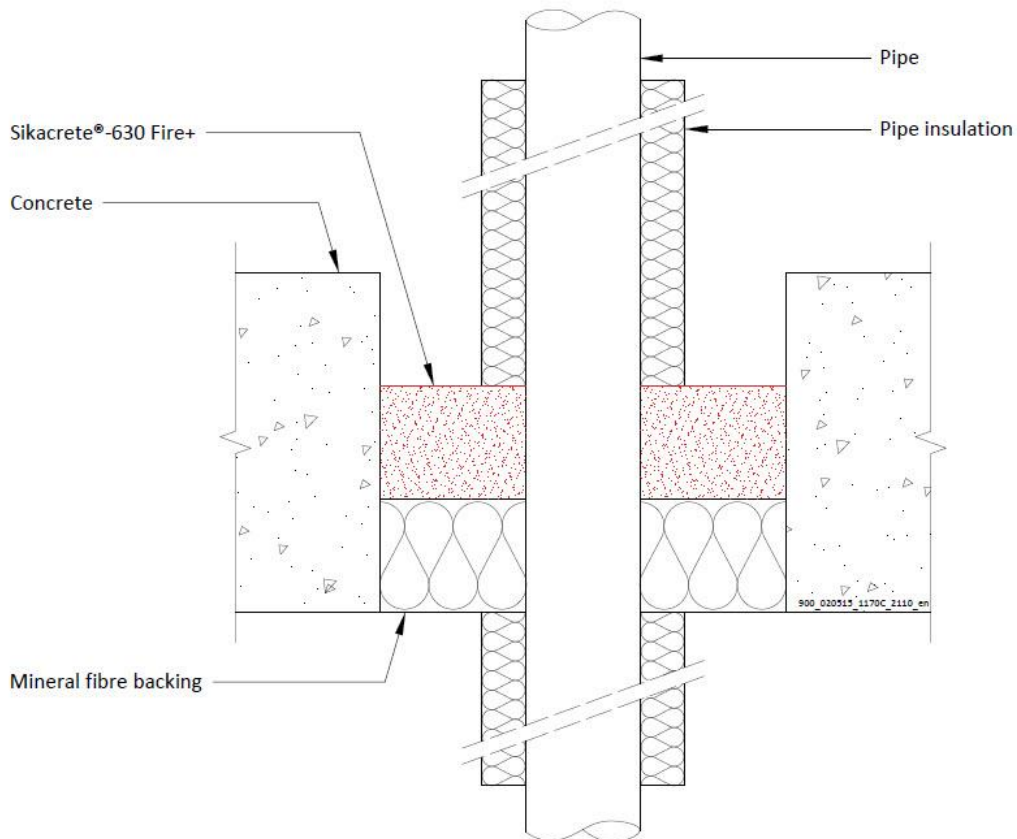
Sika Norge AS
Sanitetsveien 1,
NO-2013 SKJETTEN, Norge

tlf. +47 67 06 79 00
www.sika.no

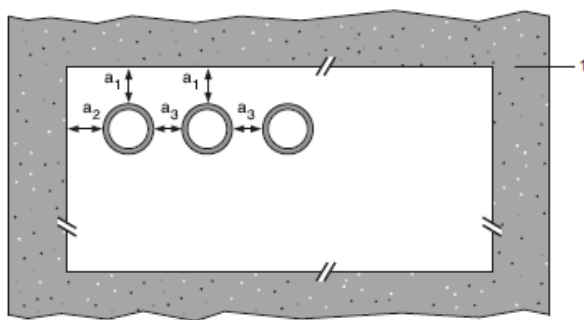
A.2.13 Pipe penetration seal with 50 mm deep Sikacrete-630 Fire+

Penetration Seal: CI (Continuous Interrupted) or LI (Local Interrupted) insulated composite pipes fitted at any position within the aperture (min. separation 10 mm from seal edges), with min. 50 mm Sikacrete-630 Fire+ to either surface of the floor or anywhere between, backed with min. 50 mm stone wool min. 150 kg/m³.

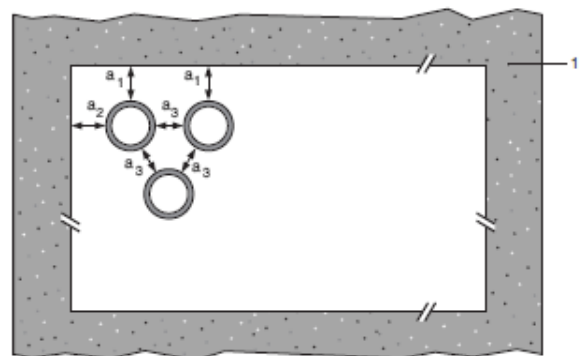
Construction details:



Configuration 1



Configuration 2



Key

- 1 Supporting construction
- a1 Pipe / top edge of seal separation

Ytelseserklæring
Sikacrete-630 Fire+

20537727
2021.12 , ver. 1
1549

**FOR NÆRMERE
INFORMASJON:**

Sika Norge AS
Sanitetsveien 1,
NO-2013 SKJETTEN, Norge

tlf. +47 67 06 79 00
www.sika.no

a2 Pipe / side edge of seal separation

a3 Pipe / pipe separation

Ytelseserklæring
Sikacrete-630 Fire+

20537727
2021.12 , ver. 1
1549

**FOR NÆRMERE
INFORMASJON:**

Sika Norge AS
Sanitetsveien 1,
NO-2013 SKJETTEN, Norge

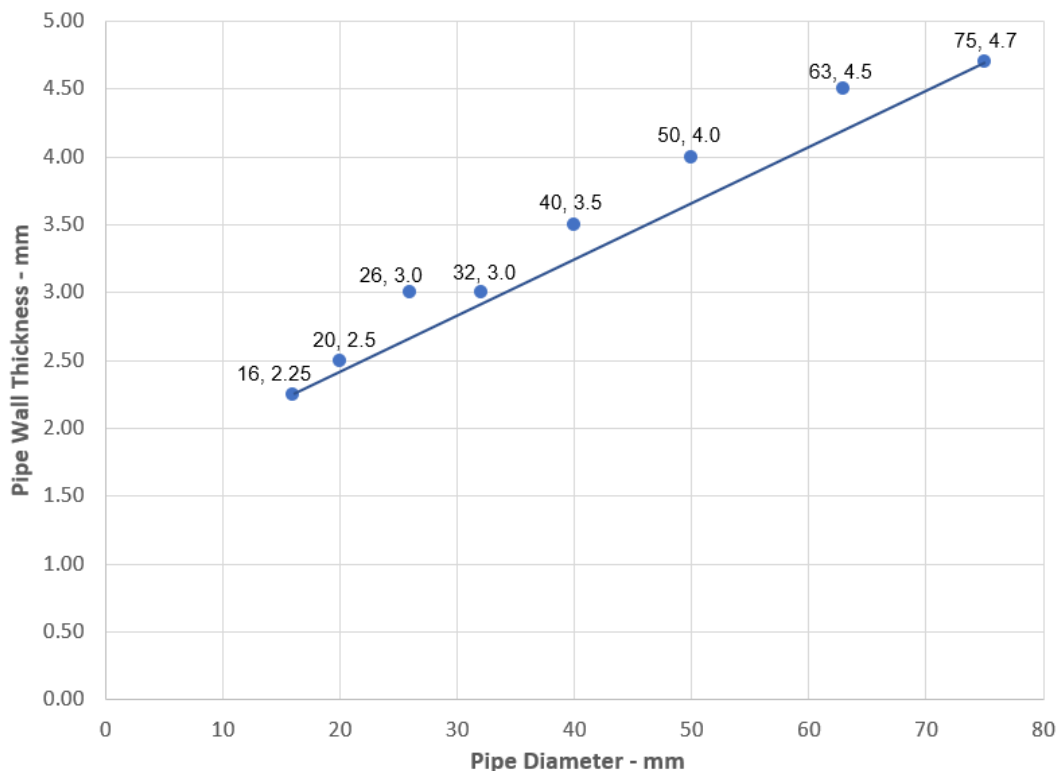
tlf. +47 67 06 79 00
www.sika.no

A.2.13.1 Single side penetration seal with pipes

Services	Maximum Aperture	Insulation	Classification
Alupex pipes			
16 mm diameter/2.25 mm wall*	135 x 135 mm	500 mm long, minimum 20 mm Stone wool insulation minimum 80 kg/m ³	EI 240 C/C
16 mm diameter/2.25 mm wall*			E 240 C/C, EI 180 C/C
20 mm diameter/2.5 mm wall*			
26 mm diameter/3 mm wall*			
32 mm diameter/3 mm wall*			
40 mm diameter/3.5 mm wall*			
50 mm diameter/4 mm wall*			
63 mm diameter/4.5 mm wall*			
75 mm diameter/4.7 mm wall*			
16 mm diameter/2.25 mm wall*	As section 2. 4)		EI 180 C/C
20 mm diameter/2.5 mm wall*			
26 mm diameter/3 mm wall*			
32 mm diameter/3 mm wall*			
40 mm diameter/3.5 mm wall*			
50 mm diameter/4 mm wall*			
63 mm diameter/4.5 mm wall*			
75 mm diameter/4.7 mm wall*			

* Typical pipe diameters shown, see below graph for intermediate sizes

Pipe diameter vs Wall thickness - Alupex Pipes - C/C



Ytelseserklæring
Sikacrete-630 Fire+

20537727
2021.12 , ver. 1
1549

**FOR NÆRMERE
INFORMASJON:**

Sika Norge AS
Sanitetsveien 1,
NO-2013 SKJETTEN, Norge

tlf. +47 67 06 79 00
www.sika.no

Ytelseserklæring
Sikacrete-630 Fire+

20537727
2021.12 , ver. 1
1549

74/242

**FOR NÆRMERE
INFORMASJON:**

Sika Norge AS
Sanitetsveien 1,
NO-2013 SKJETTEN, Norge

tlf. +47 67 06 79 00
www.sika.no

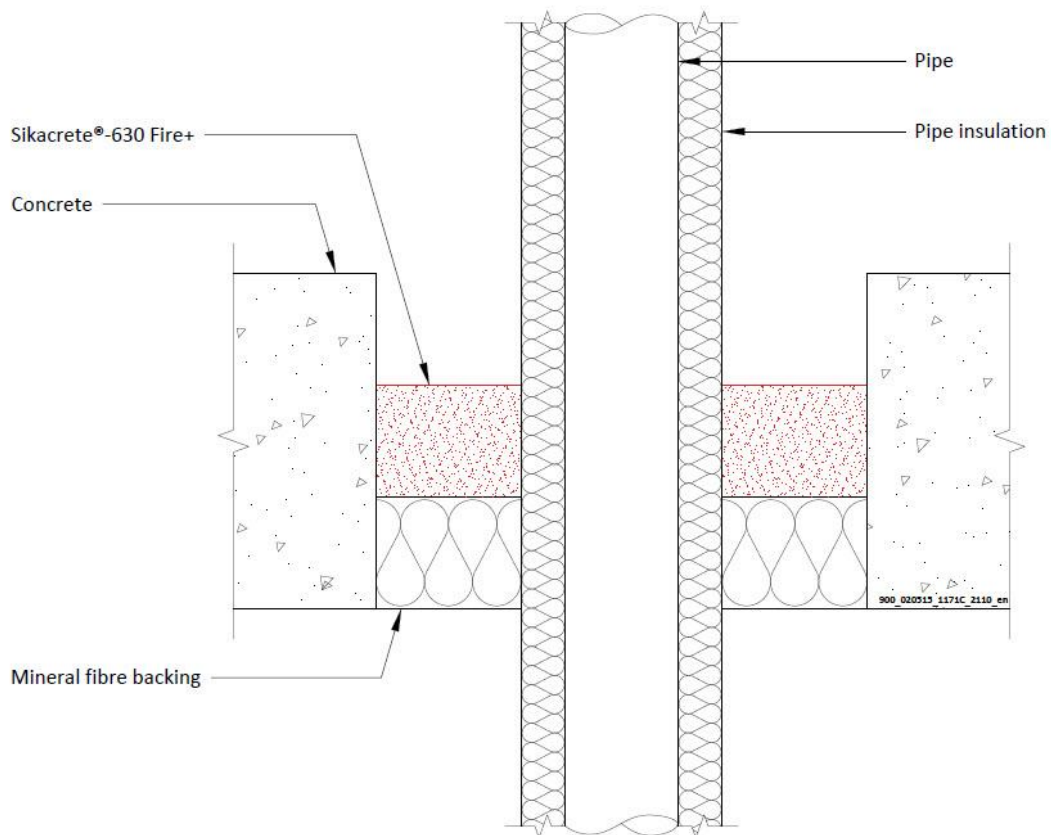
BUILDING TRUST



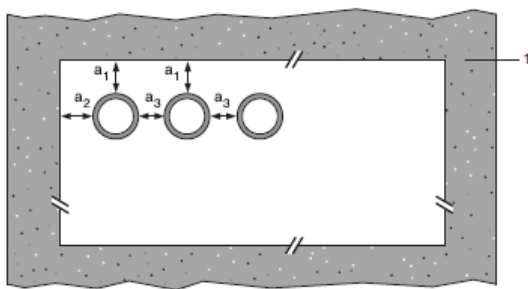
A.2.14 Pipe penetration seal with 50 mm deep Sikacrete-630 Fire+

Penetration Seal: CS (Continuous Sustained) insulated metal pipes, uninsulated metal pipes and composite with Sikacrete-630 Fire+, to either side of the floor, backed with stone wool board min. 150 kg/m³. Minimum separation from pipes to seal edges of 30 mm (a_1 & a_2). Maximum seal size as section 2. 4).

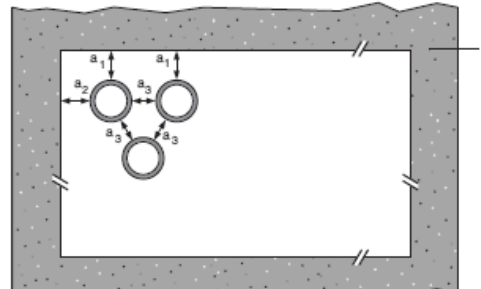
Construction details:



Configuration 1



Configuration 2



Ytelseserklæring
Sikacrete-630 Fire+

20537727
2021.12 , ver. 1
1549

**FOR NÆRMERE
INFORMASJON:**

Sika Norge AS
Sanitetsveien 1,
NO-2013 SKJETTEN, Norge

tlf. +47 67 06 79 00
www.sika.no

Key

1 Supporting construction

a1 Pipe / top edge of seal separation

a2 Pipe / side edge of seal separation

a3 Pipe / pipe separation

Ytelseserklæring
Sikacrete-630 Fire+

20537727
2021.12 , ver. 1
1549

**FOR NÆRMERE
INFORMASJON:**

Sika Norge AS
Sanitetsveien 1,
NO-2013 SKJETTEN, Norge

tlf. +47 67 06 79 00
www.sika.no

A.2.14.1 Single side penetration seal with pipes

Services	Maximum Aperture	Insulation	Classification		
Copper or steel pipes	As section 2. 4)	20-80 mm Stone wool insulation minimum 80 kg/m ³	E 180 C/C, EI 120 C/C		
12 -54 mm diameter/0.7-14.2 mm wall*			None	E 180 C/C, EI 120 C/C	
6 mm diameter/0.7-3 mm wall*		E 180 C/C, EI 30 C/C			
7-15 mm diameter/0.7-7.5 mm wall*		E 180 C/C			
16-54mm diameter/1.2-14.2mm wall*		Steel pipes	None	EI 180 C/U	
4-16 mm diameter/1.0-8.0 mm wall*				E 180 C/U, EI 20 C/U	
17-324 mm diameter/6.35-14.2 mm wall*		Alupex Pipes	None	EI 180 C/C	
16-20 mm diameter/2.0 mm wall				E 180 C/C, EI 30 C/C	
75mm diameter/4.6mm wall		20 mm glass- or stone wool insulation minimum 75 kg/m ³	EI 180 C/C	EI 180 C/C	
16 mm diameter/2.25 mm wall				25-50 mm glass- or stone wool insulation minimum 75 kg/m ³	EI 120 C/C
16-75 mm diameter/2.25-4.6 wall*					

* Typical pipe diameters shown, see below graph for intermediate sizes

Ytelseserklæring
Sikacrete-630 Fire+

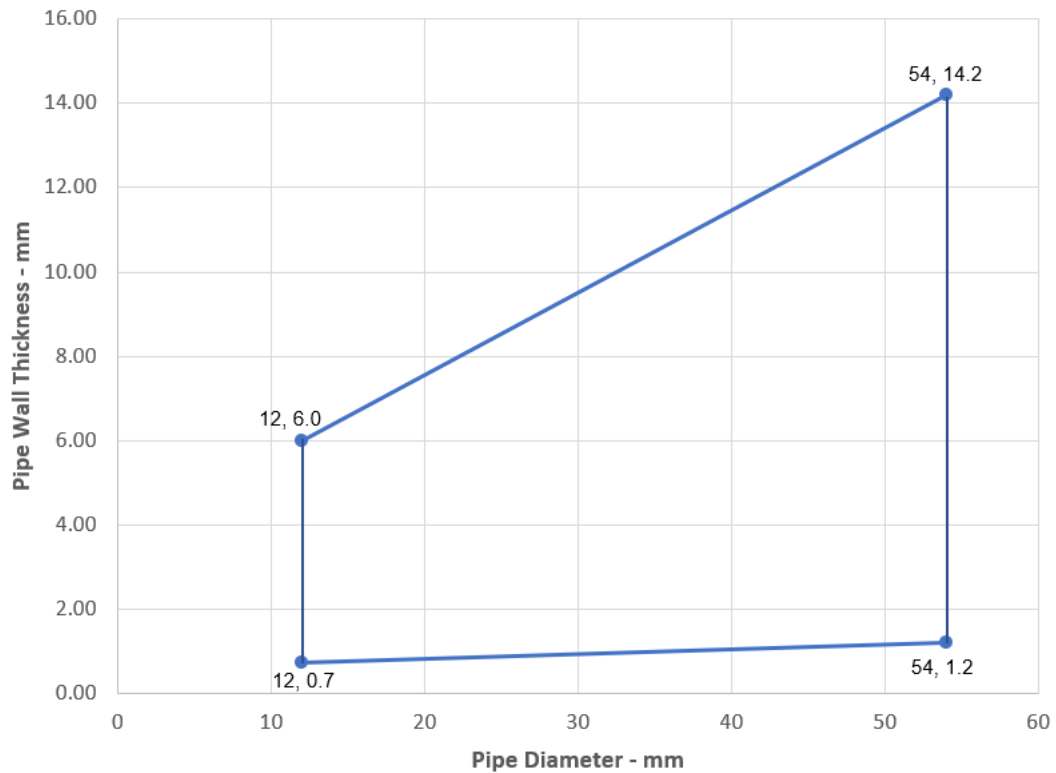
20537727
2021.12 , ver. 1
1549

FOR NÆRMERE INFORMASJON:

Sika Norge AS
Sanitetsveien 1,
NO-2013 SKJETTEN, Norge

tlf. +47 67 06 79 00
www.sika.no

Copper and Steel pipes with Stonewool Insulation CS



Ytelseserklæring
Sikacrete-630 Fire+

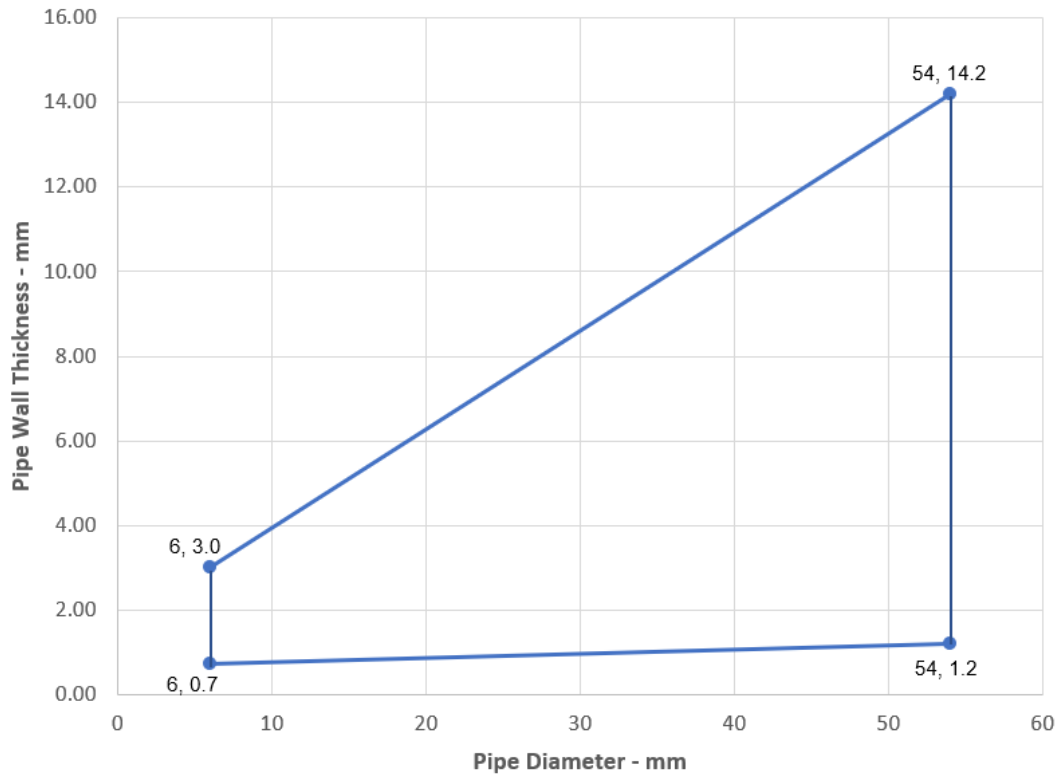
20537727
2021.12 , ver. 1
1549

FOR NÆRMERE INFORMASJON:

Sika Norge AS
Sanitetsveien 1,
NO-2013 SKJETTEN, Norge

tlf. +47 67 06 79 00
www.sika.no

Copper and Steel pipes without Insulation



Ytelseserklæring
Sikacrete-630 Fire+

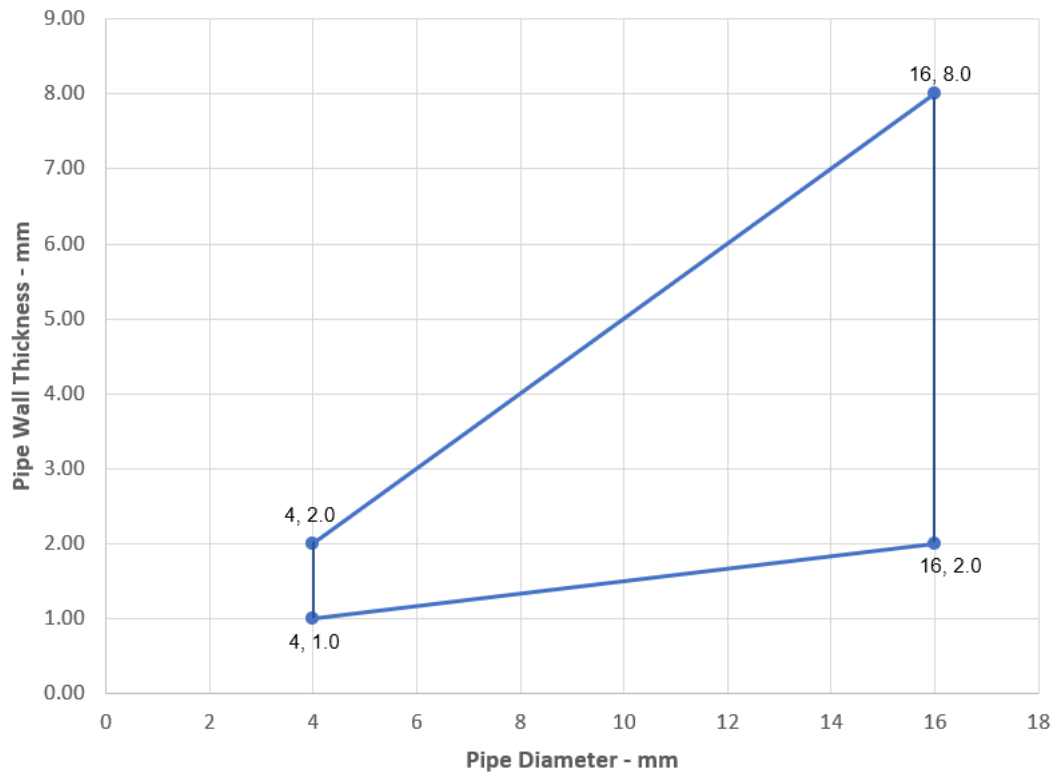
20537727
2021.12 , ver. 1
1549

FOR NÆRMERE INFORMASJON:

Sika Norge AS
Sanitetsveien 1,
NO-2013 SKJETTEN, Norge

tlf. +47 67 06 79 00
www.sika.no

Steel pipes 4-16 mm Diameter without Insulation



Ytelseserklæring
Sikacrete-630 Fire+

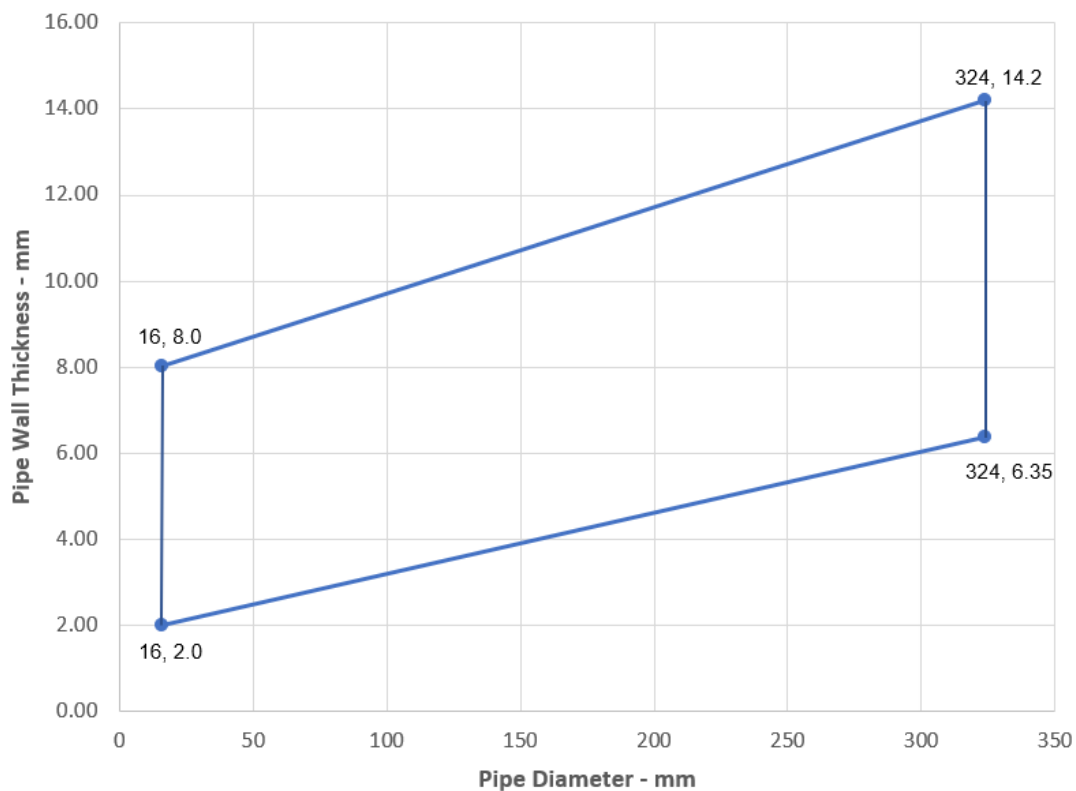
20537727
2021.12 , ver. 1
1549

FOR NÆRMERE INFORMASJON:

Sika Norge AS
Sanitetsveien 1,
NO-2013 SKJETTEN, Norge

tlf. +47 67 06 79 00
www.sika.no

Steel pipes 16-324 mm Diameter without Insulation



Ytelseserklæring
Sikacrete-630 Fire+

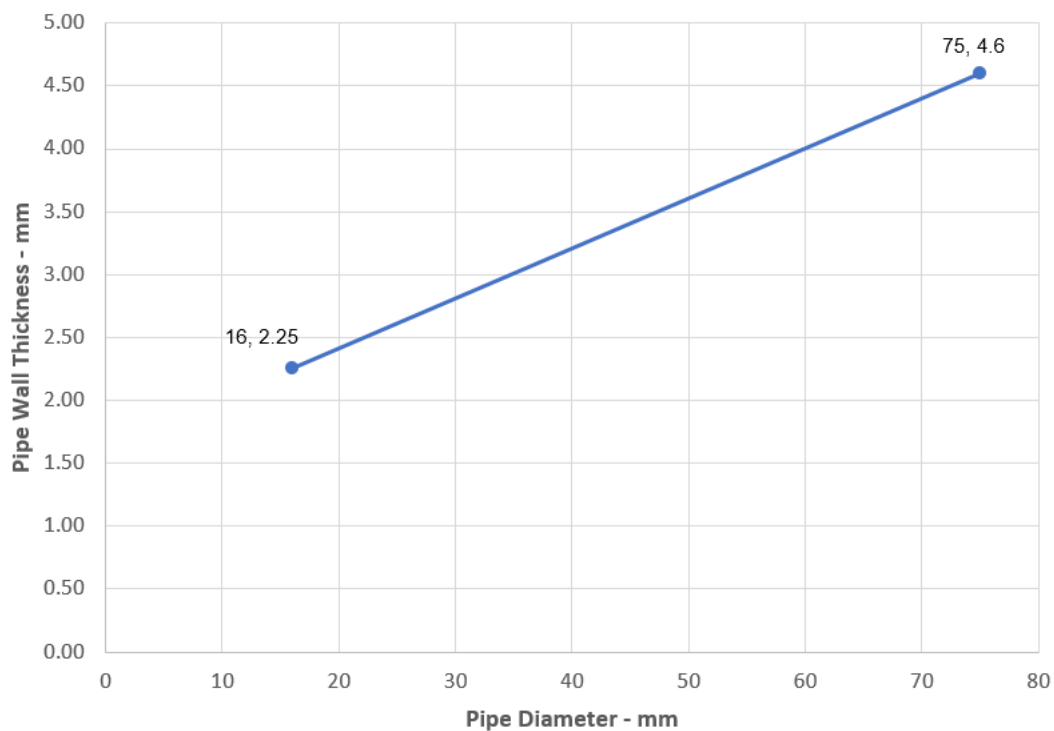
20537727
2021.12 , ver. 1
1549

FOR NÆRMERE INFORMASJON:

Sika Norge AS
Sanitetsveien 1,
NO-2013 SKJETTEN, Norge

tlf. +47 67 06 79 00
www.sika.no

Alupex pipes 16-75 mm Diameter with Glass or Stonewool Insulation CS



Ytelseserklæring
Sikacrete-630 Fire+

20537727
2021.12 , ver. 1
1549

FOR NÆRMERE INFORMASJON:

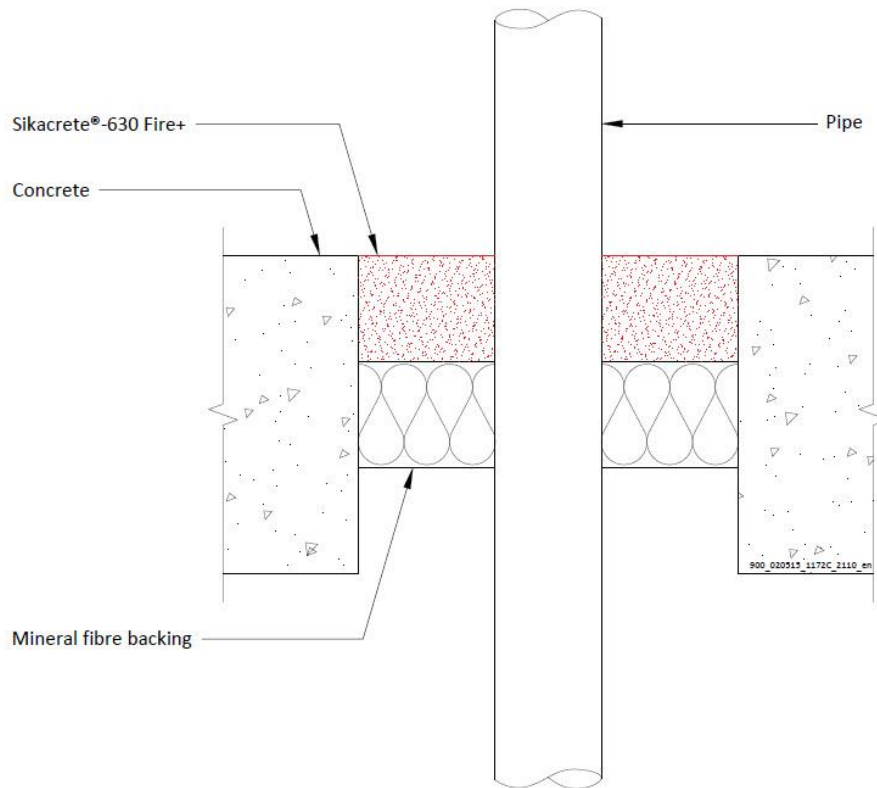
Sika Norge AS
Sanitetsveien 1,
NO-2013 SKJETTEN, Norge

tlf. +47 67 06 79 00
www.sika.no

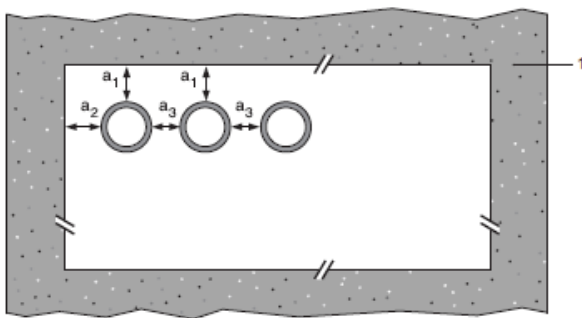
A.2.15 Pipe penetration seal with 50 mm deep Sikacrete-630 Fire+

Penetration Seal: Plastic pipes fitted at any position within the aperture (min. separation 30 mm from seal edges and 30 mm from other services), with min. 50 mm Sikacrete-630 Fire+ flush with the top of floor, backed with min. 50 mm stone wool min. 150 kg/m³

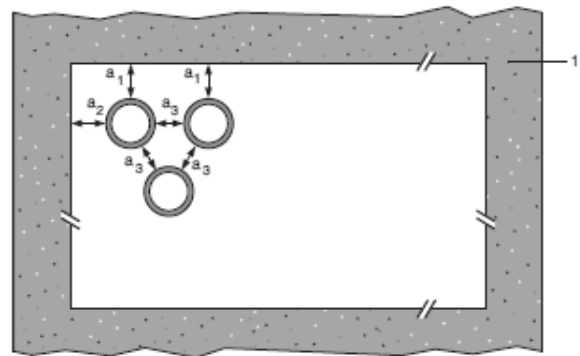
Construction details:



Configuration 1



Configuration 2



Key

- 1 Supporting construction
- a1 Pipe / top edge of seal separation
- a2 Pipe / side edge of seal separation

Ytelseserklæring
Sikacrete-630 Fire+

20537727
2021.12 , ver. 1
1549

**FOR NÆRMERE
INFORMASJON:**

Sika Norge AS
Sanitetsveien 1,
NO-2013 SKJETTEN, Norge

tlf. +47 67 06 79 00
www.sika.no

a3 Pipe / pipe separation

A.2.15.1 Single sided penetration seal with pipes

Services	Wrap	Maximum aperture	Classification
40 mm diameter /3 mm wall PP pipes according to EN 1451-1	None	As section 2. 4)	EI 120 C/C
40 mm diameter /4 mm wall PE pipes according to EN 1519-1, EN 12201-2 and EN 12006-1\$, ABS according to EN 1455-1 and pipes made from SAN+PVC according to EN 1565-1			
110 mm diameter /4.3 mm wall PE pipes according to EN 1519-1, EN 12201-2 and EN 12006-1\$, ABS according to EN 1455-1 and pipes made from SAN+PVC according to EN 1565-1	50 x 1.8mm		EI 60 C/C

Ytelseserklæring
Sikacrete-630 Fire+

20537727
2021.12 , ver. 1
1549

FOR NÆRMERE INFORMASJON:

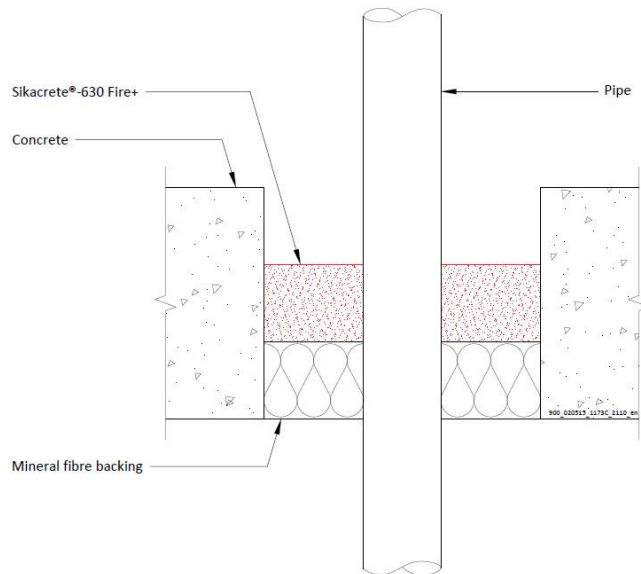
Sika Norge AS
Sanitetsveien 1,
NO-2013 SKJETTEN, Norge

tlf. +47 67 06 79 00
www.sika.no

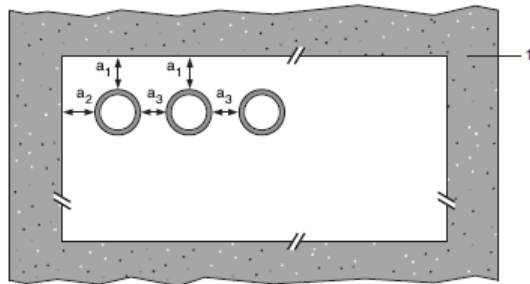
A.2.16 Pipe penetration seal with 50 mm deep Sikacrete-630 Fire+

Penetration Seal: Combustible pipes sealed with Sikacrete-630 Fire+, to either side of the floor, backed with stone wool board min. 150 kg/m³. Minimum separation between pipes of 30 mm (a₃) and from seal edges 30 mm (a₁ & a₂). Maximum seal size as section 2. 4).

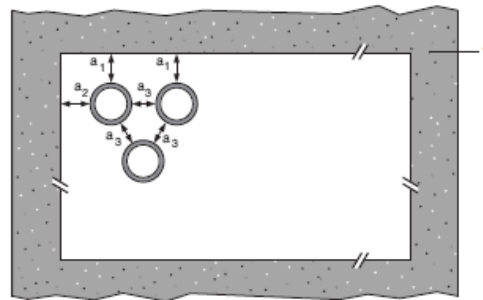
Construction details:



Configuration 1



Configuration 2



Key

- 1 Supporting construction
- a1 Pipe / top edge of seal separation
- a2 Pipe / side edge of seal separation
- a3 Pipe / pipe separation

A.2.16.1 Single side penetration seal with cables

Services	Seal Depth	Permitted configuration for seal separation	Classification
PVC-U pipes according to EN 1329-1, EN 1452-2 and EN 1453-1 [^] , PVC-C according to EN 1566-1			

Ytelseserklæring
Sikacrete-630 Fire+

20537727
2021.12 , ver. 1
1549

FOR NÆRMERE INFORMASJON:

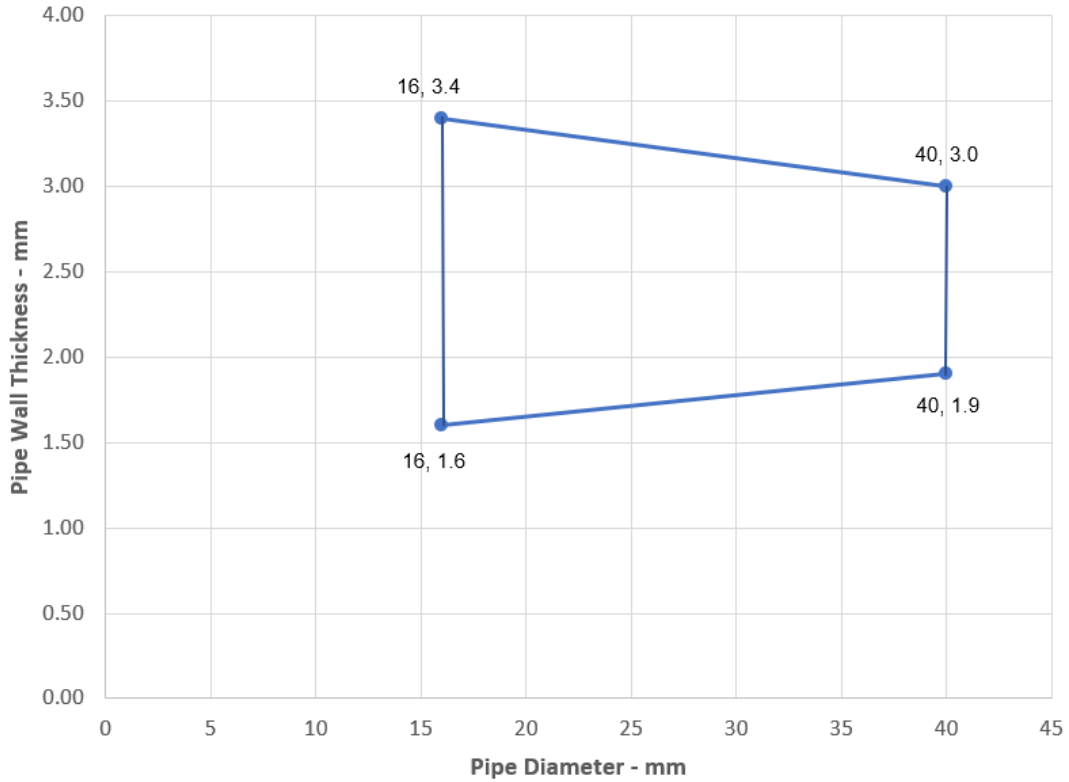
Sika Norge AS
Sanitetsveien 1,
NO-2013 SKJETTEN, Norge

tlf. +47 67 06 79 00
www.sika.no

Diameter 16 mm, wall thickness 1.6 – 3.4 mm, to diameter 40 mm, wall thickness 1.9-3.0 mm*	Min. 50 mm	1 & 2 between all specified pipes	EI 120 U/C, C/C
--	------------	-----------------------------------	------------------------

* See below graph for intermediate sizes

PVC Pipes - EI 120 - U/C



Ytelseserklæring
Sikacrete-630 Fire+

20537727
2021.12 , ver. 1
1549

FOR NÆRMERE INFORMASJON:

Sika Norge AS
Sanitetsveien 1,
NO-2013 SKJETTEN, Norge

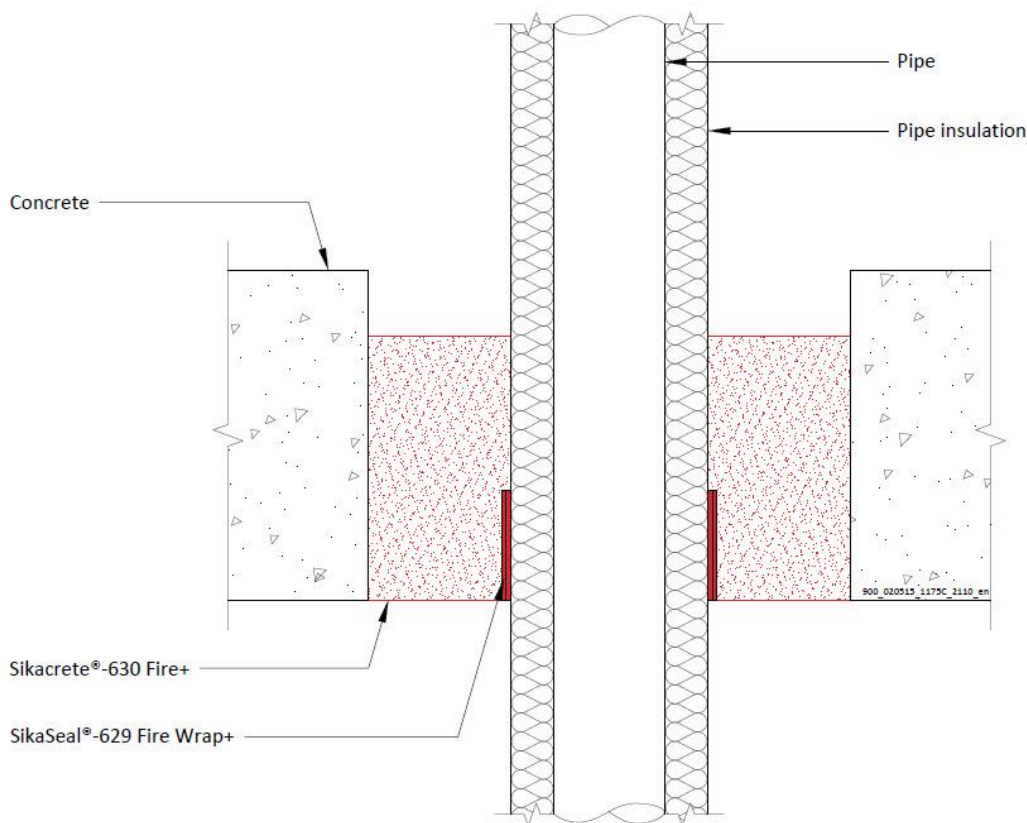
tlf. +47 67 06 79 00
www.sika.no

A.3 Rigid floor constructions according to 1.2.1 with floor thickness of minimum 120 mm

A.3.1 Pipe penetration seal with 120 mm deep Sikacrete-630 Fire+

Penetration Seal: CS (Continuous Sustained) insulated plastic pipes fitted at any position within the aperture (min. separation 30 mm from seal edges and 30 mm from other services), with min. 120 mm Sikacrete-630 Fire+ to either surface of the floor or anywhere between. SikaSeal-629 Fire Wrap+ are required to be fitted around combustible pipe insulation to the bottom of the seal, as indicated below. Maximum seal size as section 2. 4).

Construction details:



A.3.1.1 Single sided penetration seal with pipes

Services	Outer diameter including insulation	Pipe wrap	Pipe insulation	Classification
PE pipes according to EN 1519-1, EN 12201-2 and EN 12006-1, ABS according to EN 1455-1 and pipes made from SAN+PVC according to EN 1565-1				
Maximum 160 mm diameter pipe*	Maximum 68 mm diameter	50 x 3.6 mm (2 x 1.8 layers)	9-50 mm Elastomeric insulation minimum class B-s3,d0 or foil faced phenolic foam insulation	EI 240 C/C
	Maximum 178 mm diameter	75 x 10.8 mm (6 x 1.8 layers)		
	Maximum 260 mm diameter	75 x 18.0 mm (10 x 1.8 layers)	EI 120 C/C	
PP pipes according to EN 1852-1: 2009				

Ytelseserklæring
Sikacrete-630 Fire+

20537727
2021.12 , ver. 1
1549

FOR NÆRMERE INFORMASJON:

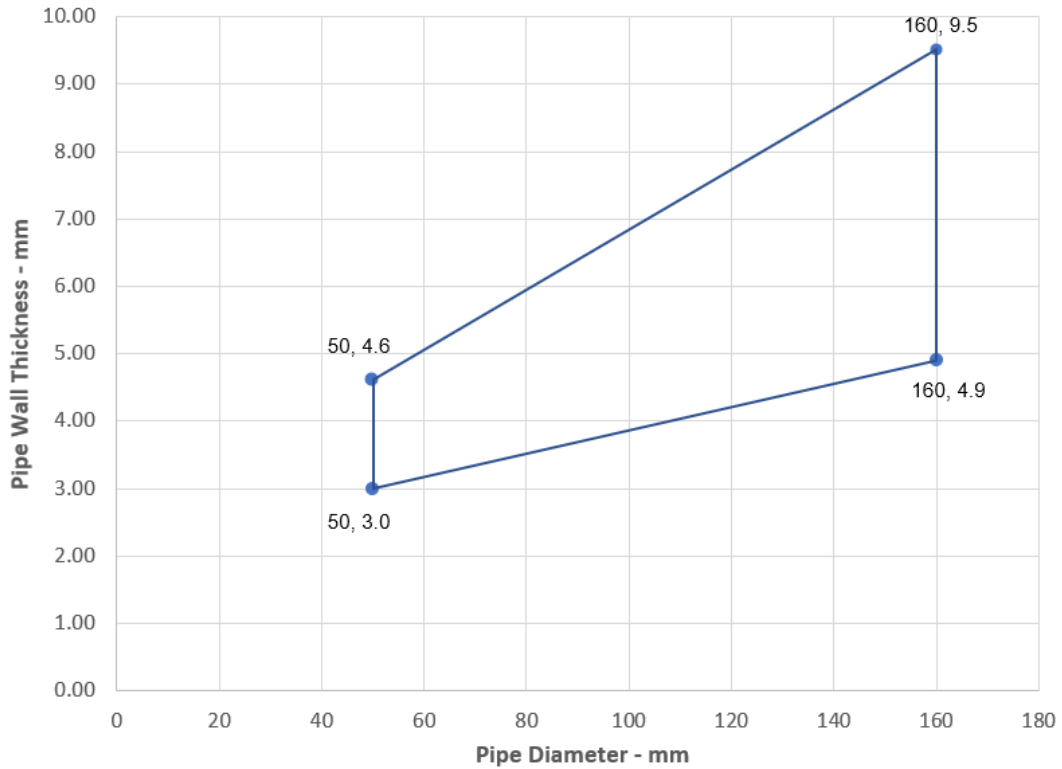
Sika Norge AS
Sanitetsveien 1,
NO-2013 SKJETTEN, Norge

tlf. +47 67 06 79 00
www.sika.no

Maximum 160 mm diameter pipe*	Maximum 68 mm diameter	50 x 3.6 mm (2 x 1.8 layers)	9-50 mm Elastomeric insulation minimum class B-s3,d0 or foil faced phenolic foam insulation	E 240 C/C, EI 180 C/C
	Maximum 178 mm diameter	75 x 10.8 mm (6 x 1.8 layers)		EI 240 C/C
	Maximum 260 mm diameter	75 x 18.0 mm (10 x 1.8 layers)		EI 120 C/C

*See below graph for interpolation pipe sizes

PE pipes 50-160 mm Diameter with Insulation CS



Ytelseserklæring
Sikacrete-630 Fire+

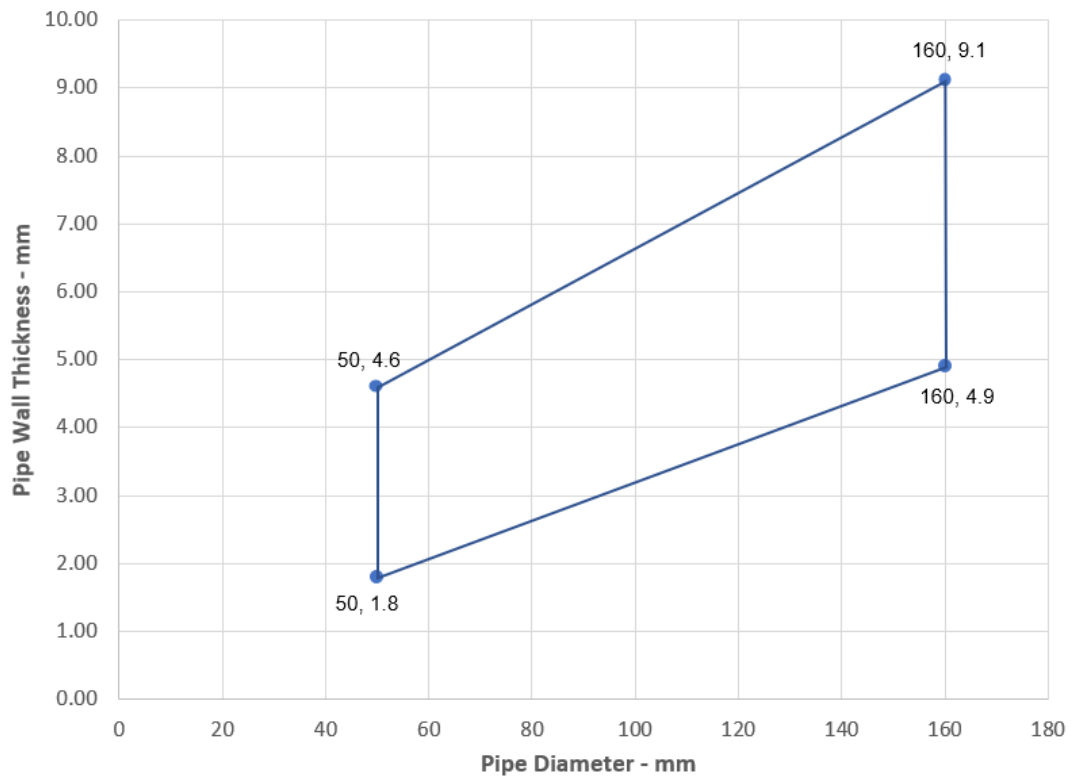
20537727
2021.12 , ver. 1
1549

FOR NÆRMERE INFORMASJON:

Sika Norge AS
Sanitetsveien 1,
NO-2013 SKJETTEN, Norge

tlf. +47 67 06 79 00
www.sika.no

PP pipes 50-160 mm Diameter with Insulation CS



Ytelseserklæring
Sikacrete-630 Fire+

20537727
2021.12 , ver. 1
1549

FOR NÆRMERE INFORMASJON:

Sika Norge AS
Sanitetsveien 1,
NO-2013 SKJETTEN, Norge

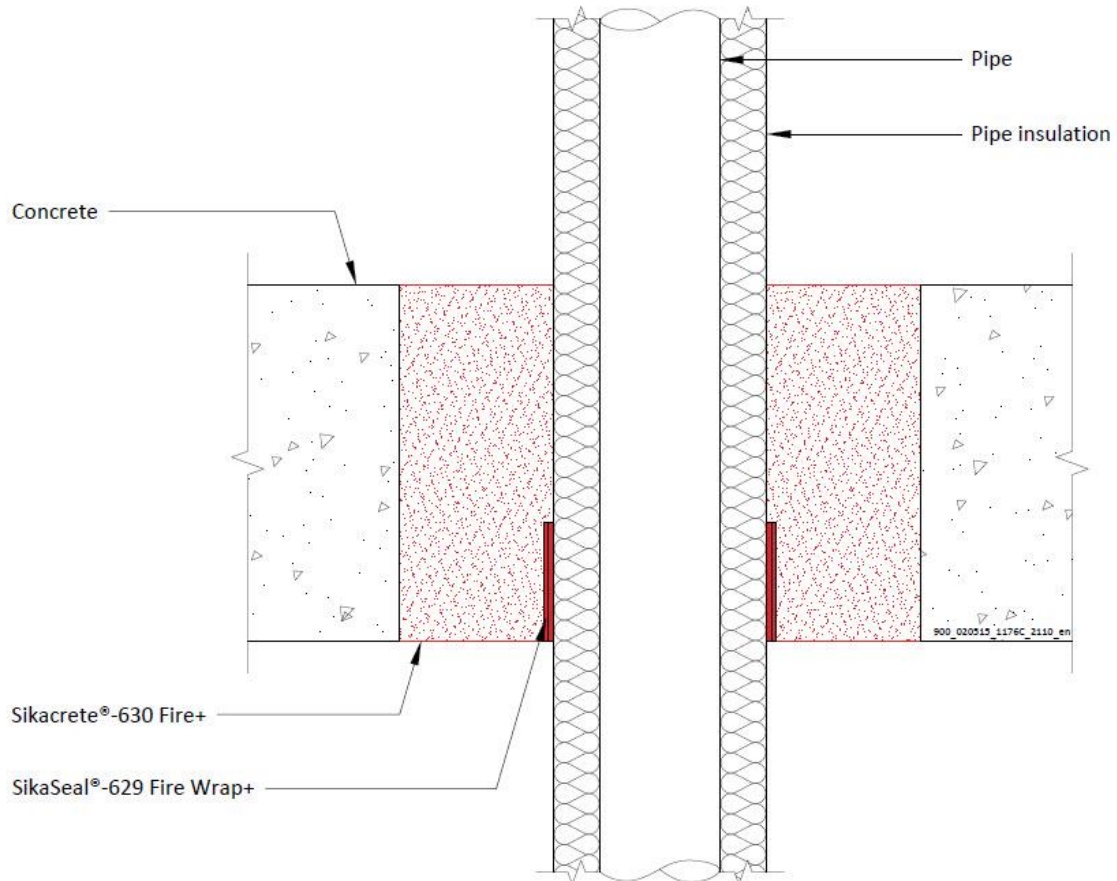
tlf. +47 67 06 79 00
www.sika.no

A.4 Rigid floor constructions according to 1.2.1 with floor thickness of minimum 150 mm

A.4.1 Pipe penetration seal with 150 mm deep Sikacrete-630 Fire+

Penetration Seal: CS (Continuous Sustained) insulated metallic pipes fitted at any position within the aperture (min. separation 30 mm from seal edges and 30 mm from other services), with min. 150 mm Sikacrete-630 Fire+ to either surface of the floor or anywhere between. SikaSeal-629 Fire Wrap+ are required to be fitted around combustible pipe insulation. Maximum seal size as section 2. 4).

Construction details:



A.4.1.1 Single side penetration seal with pipes

Services	Wrap	Insulation	Classification
Mild or stainless steel pipes			
12 mm diameter/ 1.0 mm wall	1 off 50 x 1.8 mm SikaSeal-629 Fire	9 mm PE foam insulation	EI 180 C/U
Maximum 76 mm diameter/ 1.5-14.2 mm wall*	Wrap+, fitted at soffit		E 180 C/U EI 60 C/U

Ytelseserklæring
Sikacrete-630 Fire+

20537727
2021.12 , ver. 1
1549

FOR NÆRMERE INFORMASJON:

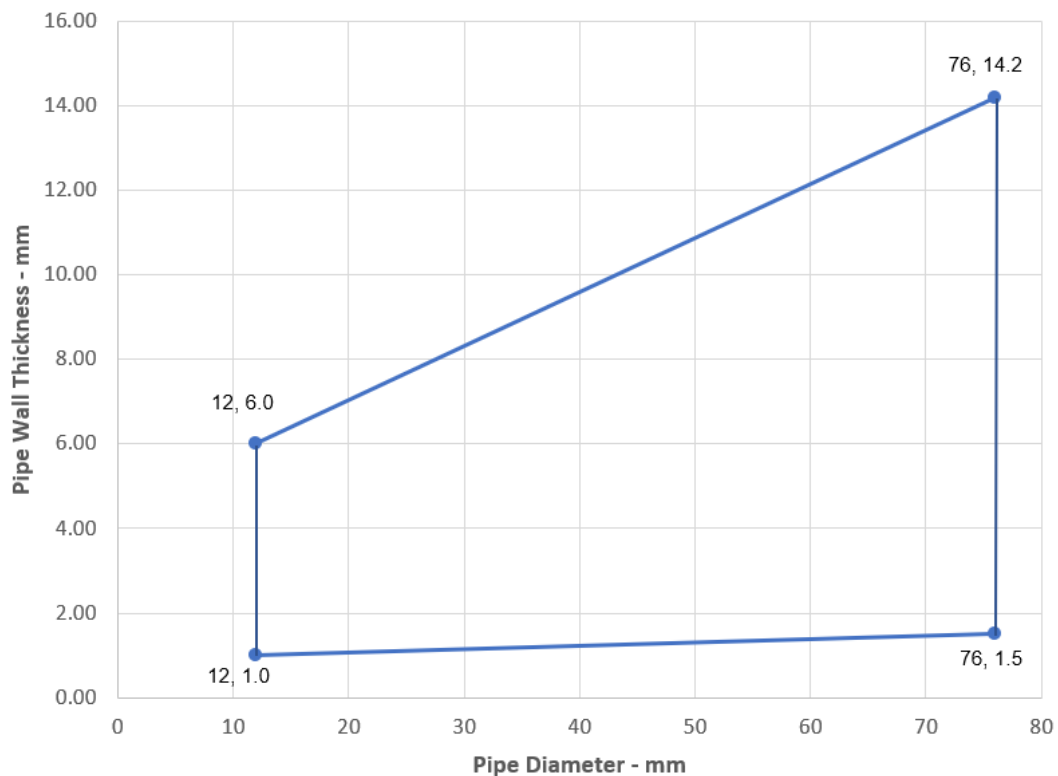
Sika Norge AS
Sanitetsveien 1,
NO-2013 SKJETTEN, Norge

tlf. +47 67 06 79 00
www.sika.no

	2 off 50 x 1.8 mm SikaSeal-629 Fire Wrap+ fitted at soffit	9-30 mm PE foam insulation	
--	---	-------------------------------	--

* See below graph for intermediate sizes

Steel Pipes 12-76 with PE Pipe Ins / Wrap - C/U



Ytelseserklæring
Sikacrete-630 Fire+

20537727
2021.12 , ver. 1
1549

FOR NÆRMERE INFORMASJON:

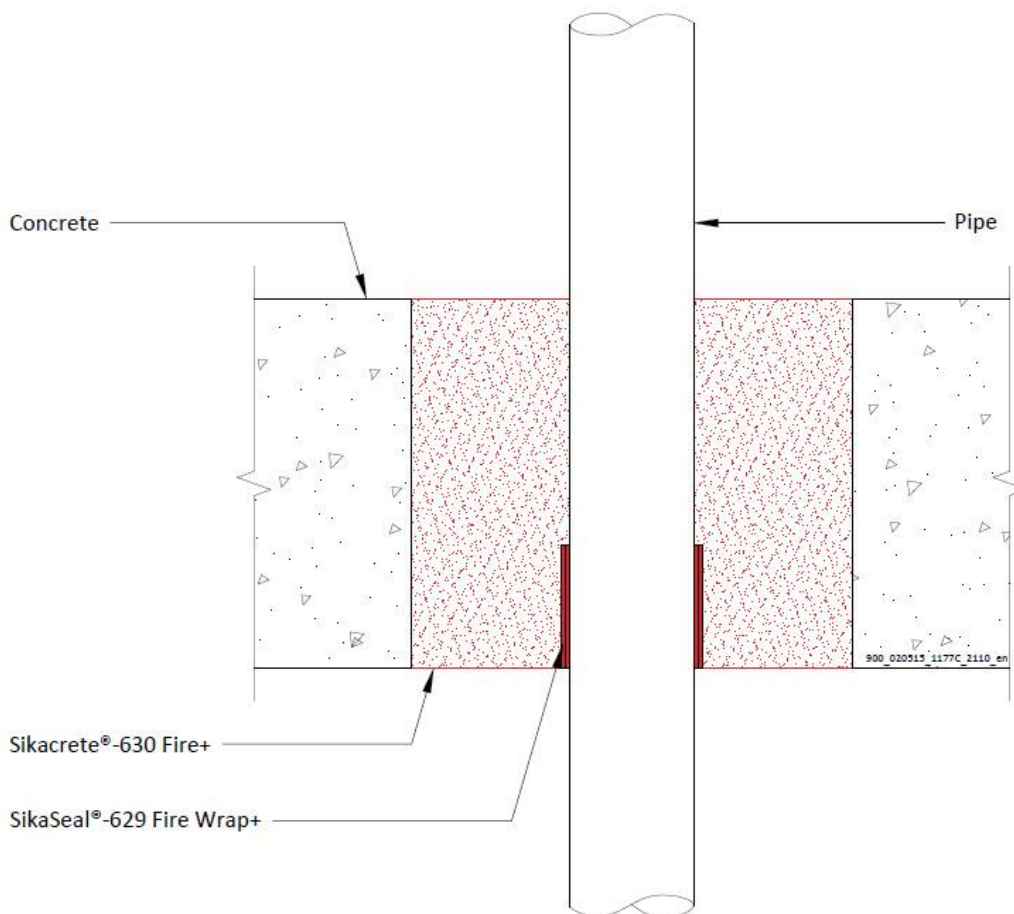
Sika Norge AS
Sanitetsveien 1,
NO-2013 SKJETTEN, Norge

tlf. +47 67 06 79 00
www.sika.no

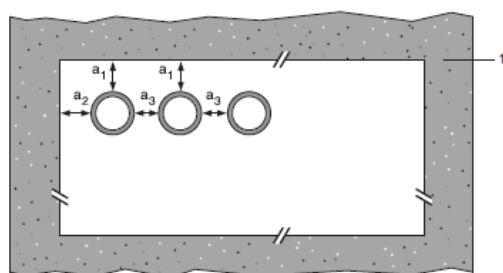
A.4.2 Pipe penetration seal with 150 mm deep Sikacrete-630 Fire+

Penetration Seal: Plastic pipes fitted at any position within the aperture (min. separation 30 mm from seal edges and from other services), with 150 mm Sikacrete-630 Fire+ to either surface of the floor or anywhere between. SikaSeal-629 Fire Wrap+ are required to be fitted to the bottom of the seal, as indicated below. Maximum seal size as section 2. 4).

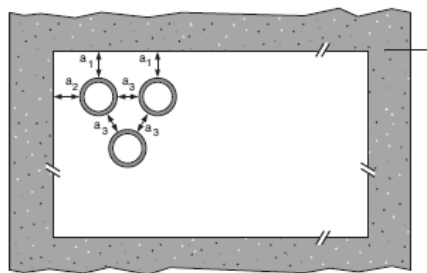
Construction details:



Configuration 1



Configuration 2



Key

- 1 Supporting construction
- a1 Pipe / top edge of seal separation

Ytelseserklæring
Sikacrete-630 Fire+

20537727
2021.12 , ver. 1
1549

**FOR NÆRMERE
INFORMASJON:**

Sika Norge AS
Sanitetsveien 1,
NO-2013 SKJETTEN, Norge

tlf. +47 67 06 79 00
www.sika.no

a2 Pipe / side edge of seal separation
a3 Pipe / pipe separation

A.4.2.1

Services	Wrap	Permitted configuration for seal separation	Classification
PVC-U pipes according to EN 1329-1, EN 1452-1 and EN 1453-1, PVC-C according to EN 1566-1			
Up to 40 mm diameter/1.8-3.7 mm wall*	50 x 1.8	1 & 2	EI 120 U/U
Up to 125 mm diameter / 4.8-7.4 mm wall*	50 x 7.2 mm		EI 60 U/U
Up to 160 mm diameter/9.5 mm wall*	75 x 7.2 mm		E 120 U/U, EI 30 U/U
PP pipes according to EN 1451-1			
Up to 40 mm diameter/1.8-5.5 mm wall*	50 x 1.8	1 & 2	EI 120 U/U
Up to 125 mm diameter / 11.4 mm wall*	50 x 7.2 mm		EI 240 U/U
Up to 160 mm diameter/14.6 mm wall*	75 x 7.2 mm		EI 240 U/U
PE pipes according to EN 1519-1, EN 12201-2 and EN 12666-1, ABS according to EN 1455-1 and pipes made from SAN+PVC according to EN 1565-1			
Up to 40 mm diameter/2.4-3.7 mm wall*	50 x 1.8 mm	1 & 2	EI 240 U/U
Up to 110 mm diameter/3.4-10 mm wall*	75 x 5.4 mm		EI 240 U/U
Up to 125 mm diameter/11.4 mm wall*	50 x 7.2 mm		EI 240 U/U
Up to 160 mm diameter/4.9-14.6 mm wall*	75 x 7.2 mm		EI 120 U/U

* Typical pipe diameters shown, see below graph for intermediate sizes

Ytelseserklæring
Sikacrete-630 Fire+

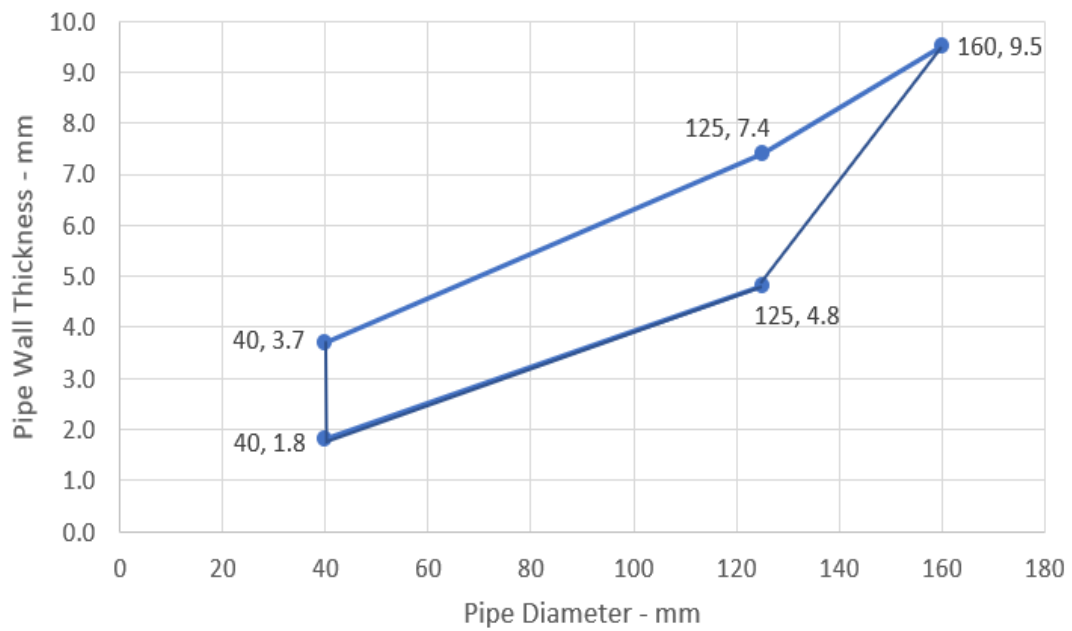
20537727
2021.12 , ver. 1
1549

FOR NÆRMERE INFORMASJON:

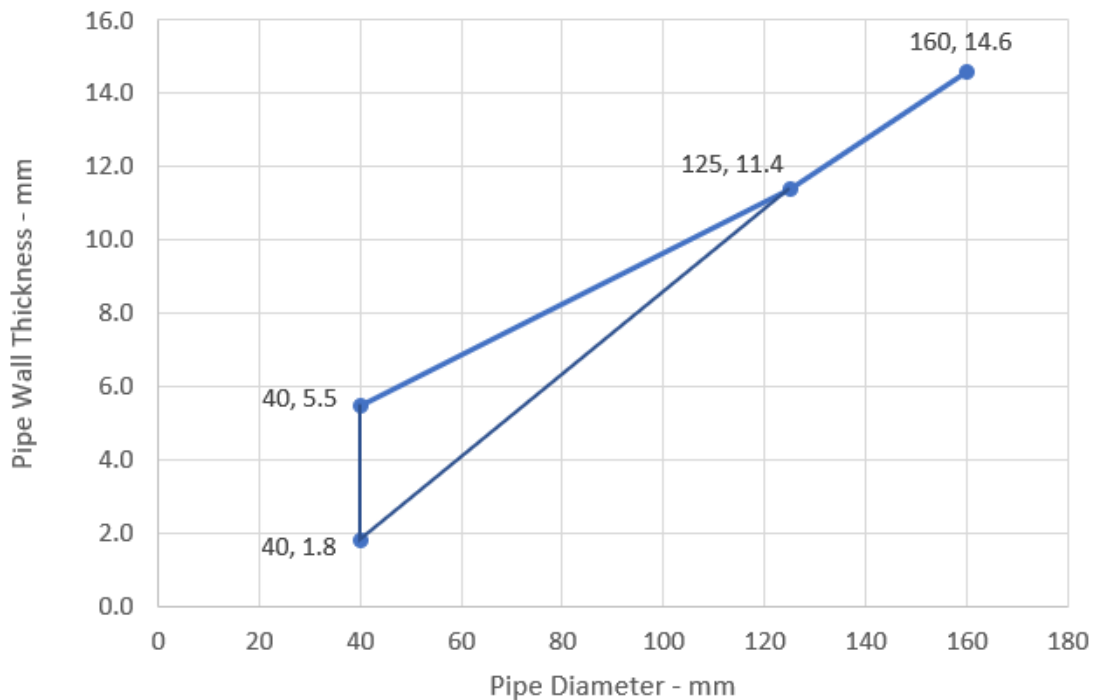
Sika Norge AS
Sanitetsveien 1,
NO-2013 SKJETTEN, Norge

tlf. +47 67 06 79 00
www.sika.no

PVC-U Pipes - E 60 U/U, EI 30 U/U



PP Pipes - E 120 U/U



Ytelseserklæring
Sikacrete-630 Fire+

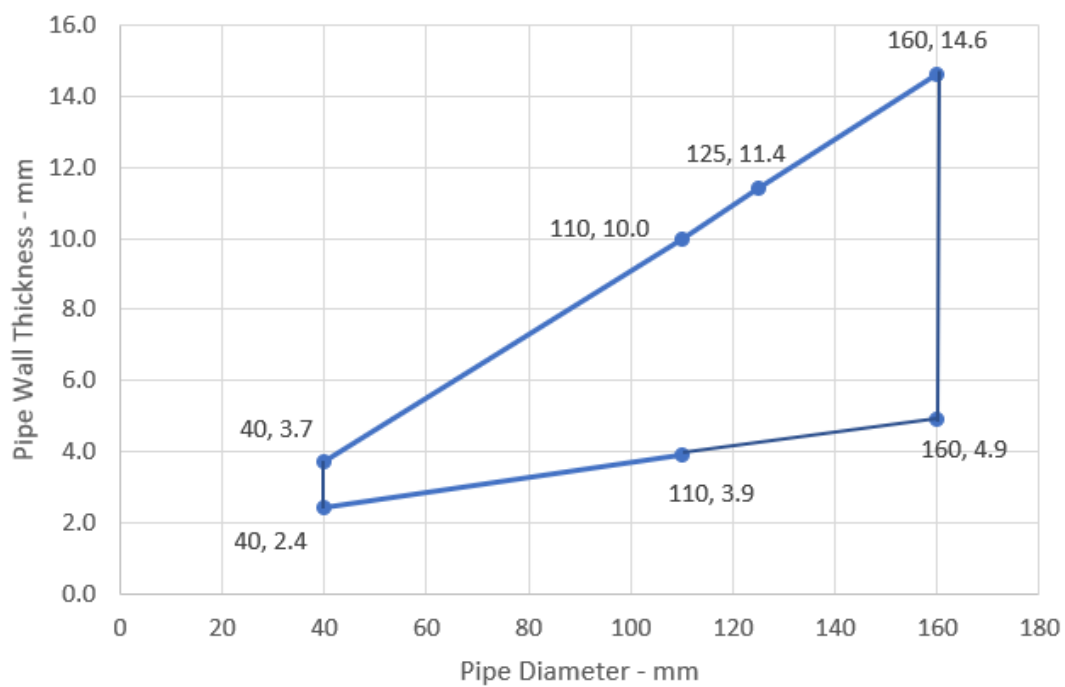
20537727
2021.12 , ver. 1
1549

FOR NÆRMERE INFORMASJON:

Sika Norge AS
Sanitetsveien 1,
NO-2013 SKJETTEN, Norge

tlf. +47 67 06 79 00
www.sika.no

PE Pipes - EI 120 U/U



Ytelseserklæring
Sikacrete-630 Fire+

20537727
2021.12 , ver. 1
1549

FOR NÆRMERE INFORMASJON:

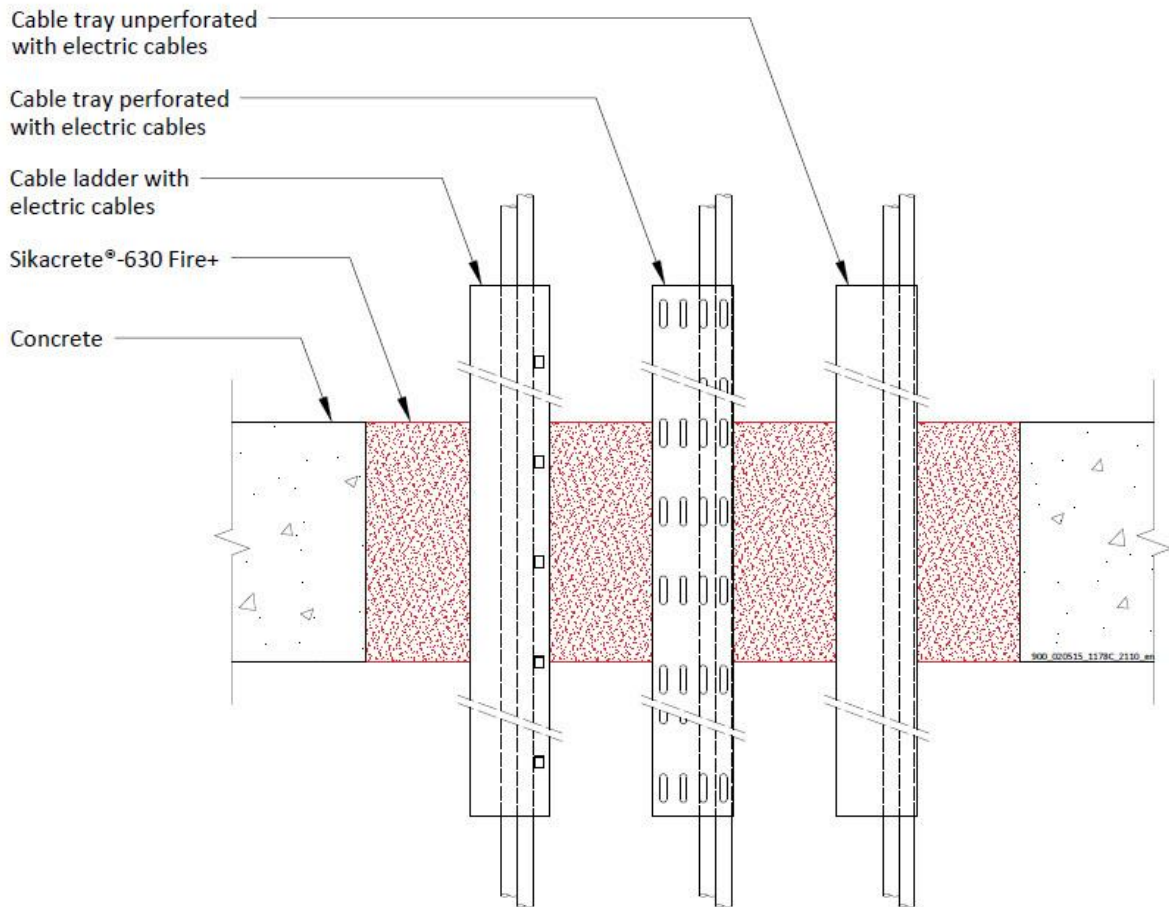
Sika Norge AS
Sanitetsveien 1,
NO-2013 SKJETTEN, Norge

tlf. +47 67 06 79 00
www.sika.no

A.4.3 Cable penetration seal with 150 mm deep Sikacrete-630 Fire+

Penetration Seal: Cables fitted with Sikacrete-630 Fire+ to either side of floor. Maximum seal size as section 2. 4) and minimum separation between cables and the edge of the seal of 30 mm.

Construction details:



A.4.3.1 Single side penetration seal with cables

Services	Mortar depth	Backing	Insulation	Classification
Blank seals	Min. 150 mm	None	None	EI 240
Electric cables up to 21 mm diameter, single or in a bundle.				E 240 EI 120
Steel cable trays and ladders up to 500 mm wide				E 240 EI 90
Electric cables 22-50 mm diameter, single or in a bundle.				E 90 EI 60
Electric cables 51-80 mm diameter, single or in a bundle.				

Ytelseserklæring
Sikacrete-630 Fire+

20537727
2021.12 , ver. 1
1549

**FOR NÆRMERE
INFORMASJON:**

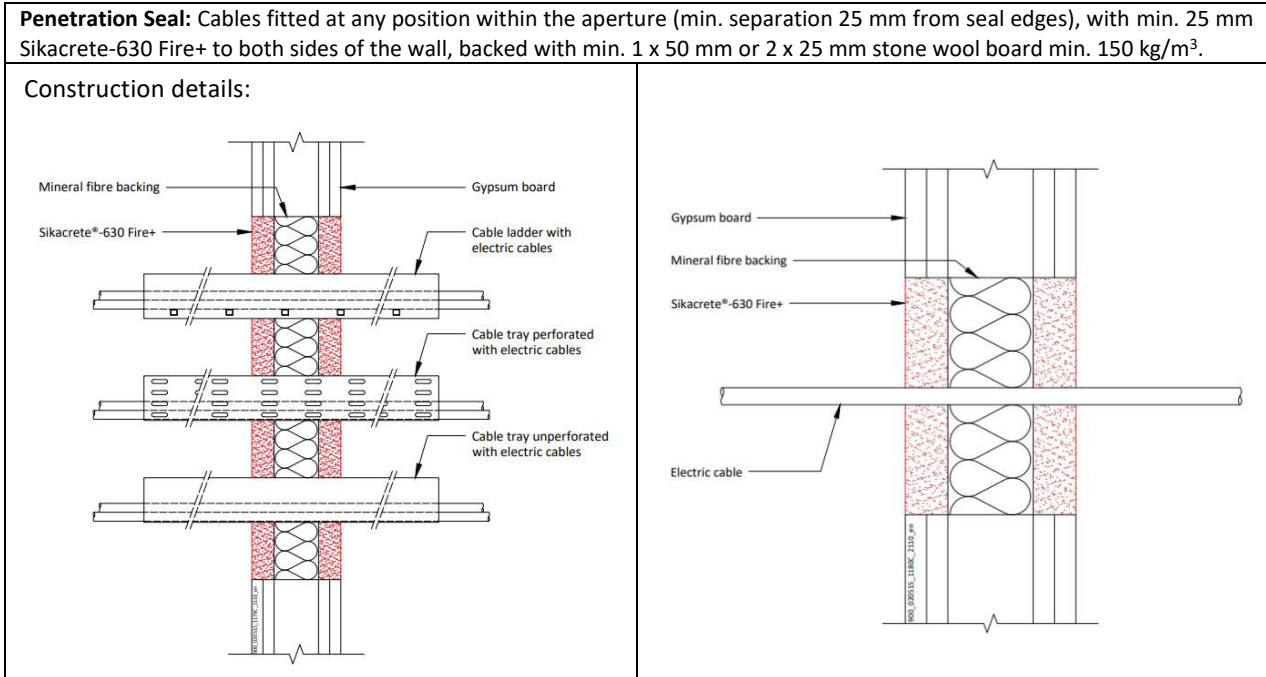
Sika Norge AS
Sanitetsveien 1,
NO-2013 SKJETTEN, Norge

tlf. +47 67 06 79 00
www.sika.no

Unsheathed wire up to 24 mm diameter					EI 120
--------------------------------------	--	--	--	--	--------

A.5 Flexible and rigid wall constructions according to 1.2.1 with wall thickness of min. 100 mm

A.5.1 Cable penetration seal with 25 mm deep Sikacrete-630 Fire+ to both faces backed with 50 mm mineral fibre board



A.5.1.1 Double side penetration seal with cables

Services	Maximum aperture	Classification
None (blank)	As section 2. 4)	EI 120
Single electrical cables up to 21 mm Ø (min.100 separation from other services)		E 120, EI 90
Electrical cables up to 80 mm Ø (single, bundled and on trays)		E 120, EI 60
Steel cable trays & ladders		E 120 C/U, EI 60 C/U
Steel conduits up to 16 mm Ø		E 120 C/U, EI 45 C/U
copper conduits up to 16 mm Ø		E 120, EI 45
Unsheathed wires up to 24 mm Ø		EI 120 C/U, EI 120 C/C
PVC conduits up to 16 mm Ø		

Ytelseserklæring
Sikacrete-630 Fire+

20537727
2021.12 , ver. 1
1549

**FOR NÆRMERE
INFORMASJON:**

Sika Norge AS
Sanitetsveien 1,
NO-2013 SKJETTEN, Norge

tlf. +47 67 06 79 00
www.sika.no

Ytelseserklæring
Sikacrete-630 Fire+

20537727
2021.12 , ver. 1
1549

98/242

**FOR NÆRMERE
INFORMASJON:**

Sika Norge AS
Sanitetsveien 1,
NO-2013 SKJETTEN, Norge

tlf. +47 67 06 79 00
www.sika.no

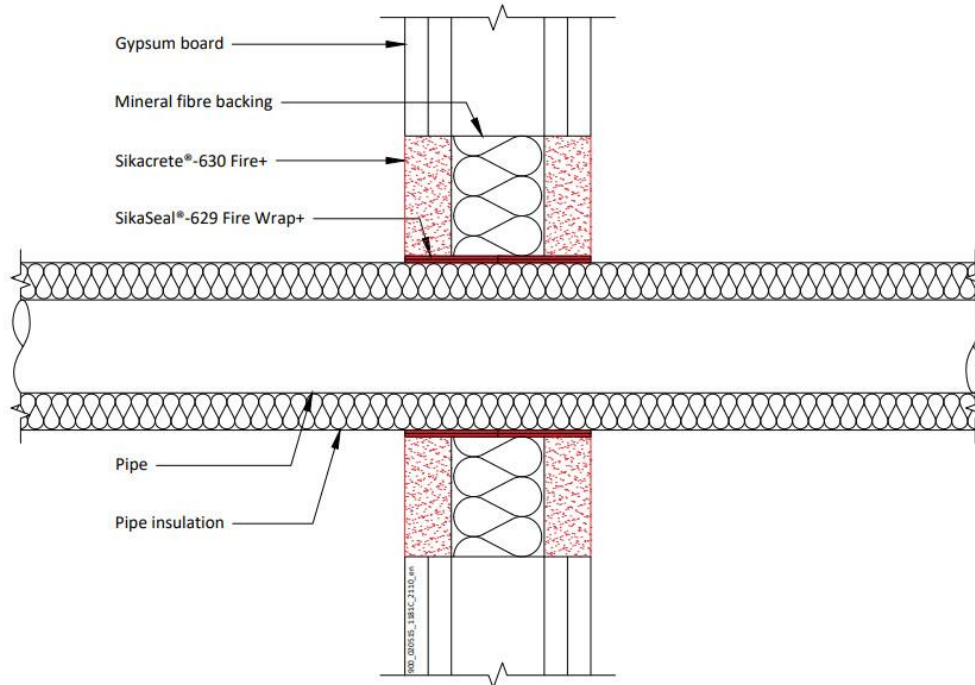
BUILDING TRUST



A.5.2 Pipe penetration seal with 25 mm deep Sikacrete-630 Fire+ to both faces backed with 50 mm mineral fibre board

Penetration Seal: CS (Continuous Sustained) insulated metallic pipes fitted at any position within the aperture (min. separation 30 mm from seal edges), with min. 25 mm Sikacrete-630 Fire+ to both sides of the wall, backed with min. 1 x 50 mm or 2 x 25 mm stone wool board min. 150 kg/m³ or min. 50 mm Sikacrete-630 Fire+ to both sides of the wall without backing*. SikaSeal-629 Fire Wrap+ are required to be fitted to both faces of the seal.

Construction details:



* Maximum seal size as section 2. 4)

A.5.2.1 Double side penetration seal with pipes

Services	Wrap	Insulation	Classification
Mild or stainless steel pipes			
40 mm diameter/1-14.2 mm wall	2 off 50 x 1.8 mm SikaSeal-629 Fire Wrap+, one fitted flush to each face of seal	13 mm Elastomeric insulation minimum class B-s3,d0 or PE Foam insulation	EI 120 C/U
40 mm diameter/1-14.2 mm wall*	2 off 50 x 3.6 mm SikaSeal-629 Fire Wrap+, one fitted flush to each face of seal		E 120 C/U, EI 60 C/U
50 mm diameter/1.3-14.2 mm wall*			
60 mm diameter/1.6-14.2 mm wall*			
75 mm diameter/2-14.2 mm wall*			
90 mm diameter/2.4-14.2 mm wall*			
100 mm diameter/2.7-14.2 mm wall*			

Ytelseserklæring
Sikacrete-630 Fire+

**FOR NÆRMERE
INFORMASJON:**

20537727
2021.12 , ver. 1
1549

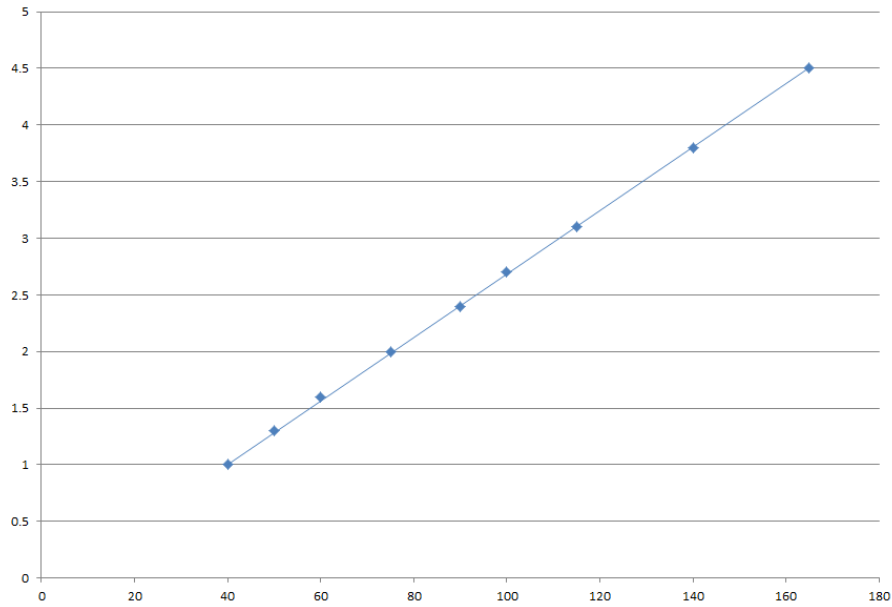
Sika Norge AS
Sanitetsveien 1,
NO-2013 SKJETTEN, Norge

tlf. +47 67 06 79 00
www.sika.no

115 mm diameter/3.1-14.2 mm wall*			
140 mm diameter/3.8-14.2 mm wall*			
165 mm diameter/ 4.5-14.2 mm wall*			

* Typical pipe diameters shown, see below graph for intermediate sizes

Pipe diameter vs Wall thickness



Ytelseserklæring
Sikacrete-630 Fire+

20537727
2021.12 , ver. 1
1549

**FOR NÆRMERE
INFORMASJON:**

Sika Norge AS
Sanitetsveien 1,
NO-2013 SKJETTEN, Norge

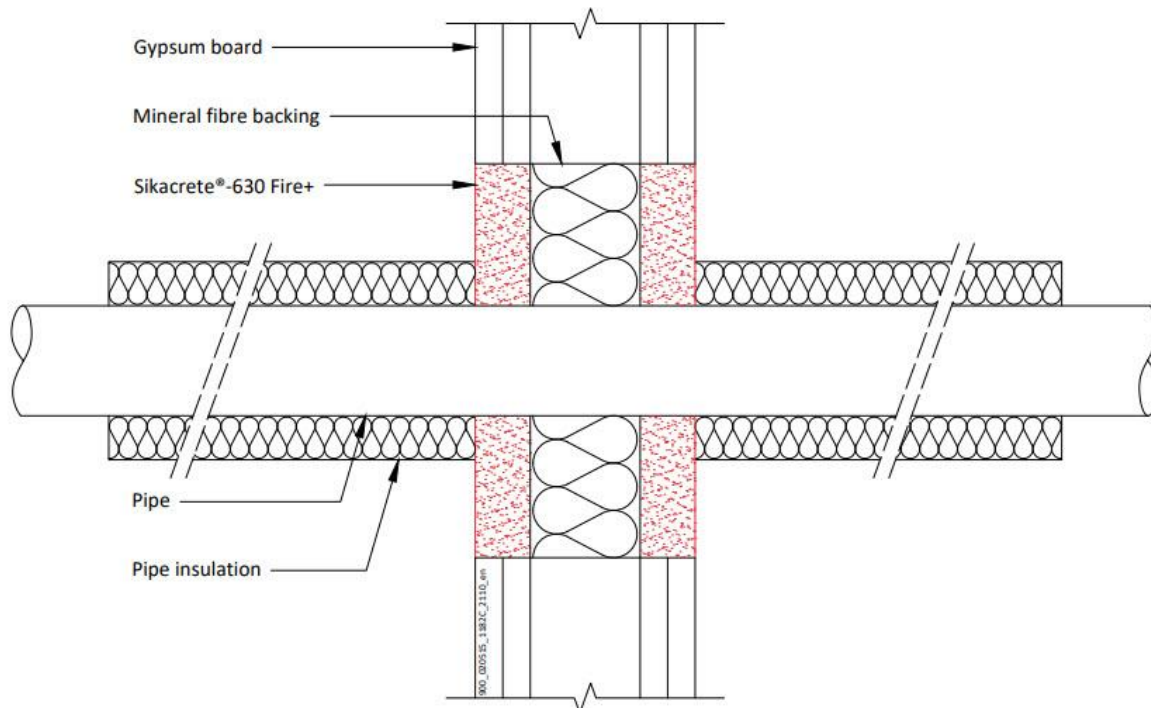
tlf. +47 67 06 79 00
www.sika.no



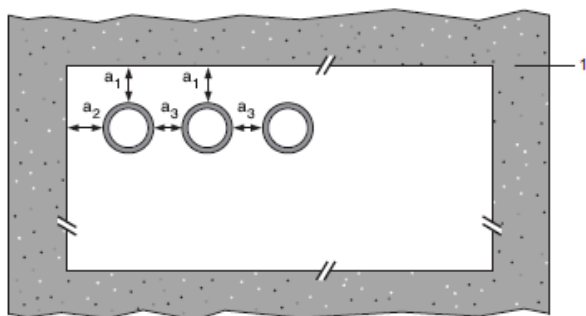
A.5.3 Pipe penetration seal with 25 mm deep Sikacrete-630 Fire+ to both faces backed with 50 mm mineral fibre board

Penetration Seal: 500 mm (min.)* LI (Local Interrupted) or CI (Continuous Interrupted) insulated metallic (and composite) pipes fitted at any position within the aperture (min. separation 30 mm from seal edges), with min. 25 mm Sikacrete-630 Fire+ to both sides of the wall backed with min. 1 x 50 mm or 2 x 25 mm stone wool board min. 150 kg/m³. Maximum seal size as section 2. 4).

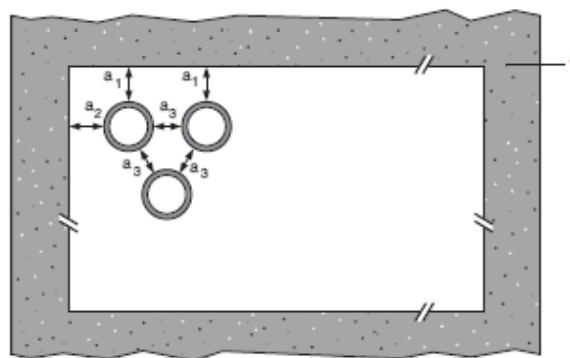
Construction details:



Configuration 1



Configuration 2



Key

- 1 Supporting construction
- a1 Pipe / top edge of seal separation
- a2 Pipe / side edge of seal separation
- a3 Pipe / pipe separation

Ytelseserklæring
Sikacrete-630 Fire+

20537727
2021.12 , ver. 1
1549

**FOR NÆRMERE
INFORMASJON:**

Sika Norge AS
Sanitetsveien 1,
NO-2013 SKJETTEN, Norge

tlf. +47 67 06 79 00
www.sika.no

* Minimum 600 mm long insulation required for Alupex pipe.

A.5.3.1 Double side penetration seal with pipes

Services	Insulation	Classification
Copper or steel pipes up to 54 mm diameter/1-14.2 mm wall	Min. 20 mm stone wool min. 80 kg/m ³	EI 120 C/C
Alupex composite pipe 75 mm diameter/7.5 mm wall	600 mm length of 25 mm Mineral Fibre BIO	EI 60 U/U, EI 60 U/C, EI 60 C/U. EI 60 C/C

Ytelseserklæring
Sikacrete-630 Fire+

20537727
2021.12 , ver. 1
1549

FOR NÆRMERE INFORMASJON:

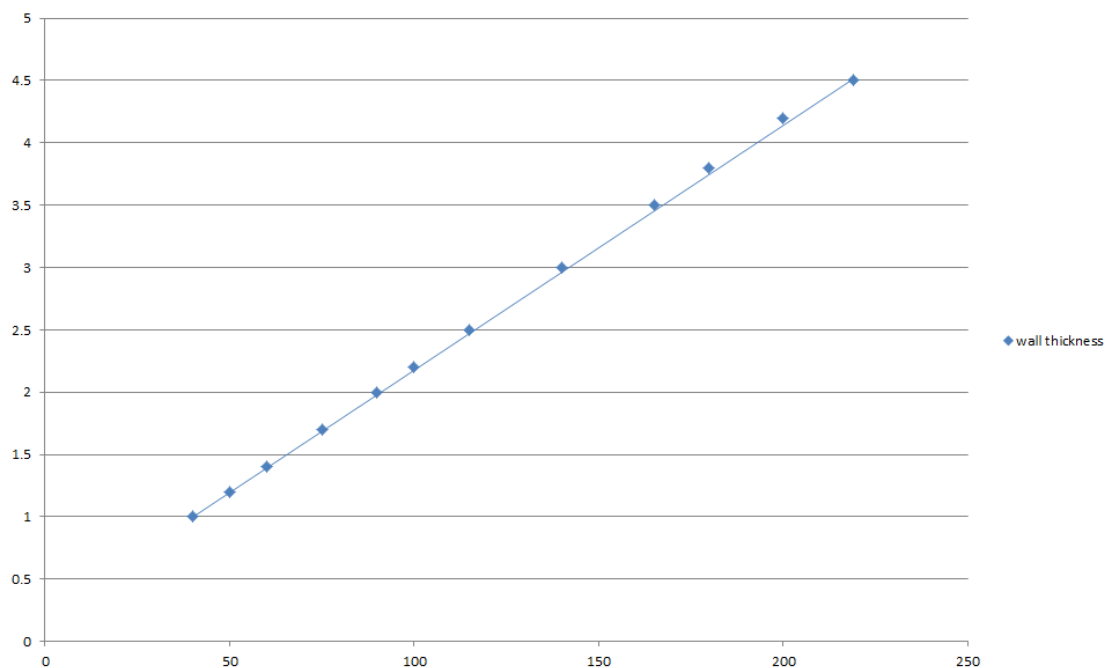
Sika Norge AS
Sanitetsveien 1,
NO-2013 SKJETTEN, Norge

tlf. +47 67 06 79 00
www.sika.no

Services	Insulation, minimum thickness and density	Classification
Mild or stainless steel pipe		
40 mm diameter/1-14.2 mm wall	20 mm stone wool 80 kg/m ³	EI 120 C/U
40 mm diameter/1-14.2 mm wall*	30 mm stone wool 80 kg/m ³	E 120 C/U, EI 90 C/U
50 mm diameter/1.2-14.2 mm wall*		
60 mm diameter/1.4-14.2 mm wall*		
75 mm diameter/1.7-14.2 mm wall*		
90 mm diameter/2-14.2 mm wall*		
100 mm diameter/2.2-14.2 mm wall*		
115 mm diameter/2.5-14.2 mm wall*		
140 mm diameter/3-14.2 mm wall*		
165 mm diameter/3.5-14.2 mm wall*		
180 mm diameter/3.8-14.2 mm wall*		
200 mm diameter/4.2-14.2 mm wall*		
219 mm diameter/4.5-14.2 mm wall*		

* Typical pipe diameters shown, see below graph for intermediate sizes

Pipe diameter vs Wall thickness



Ytelseserklæring
Sikacrete-630 Fire+

20537727
2021.12 , ver. 1
1549

**FOR NÆRMERE
INFORMASJON:**

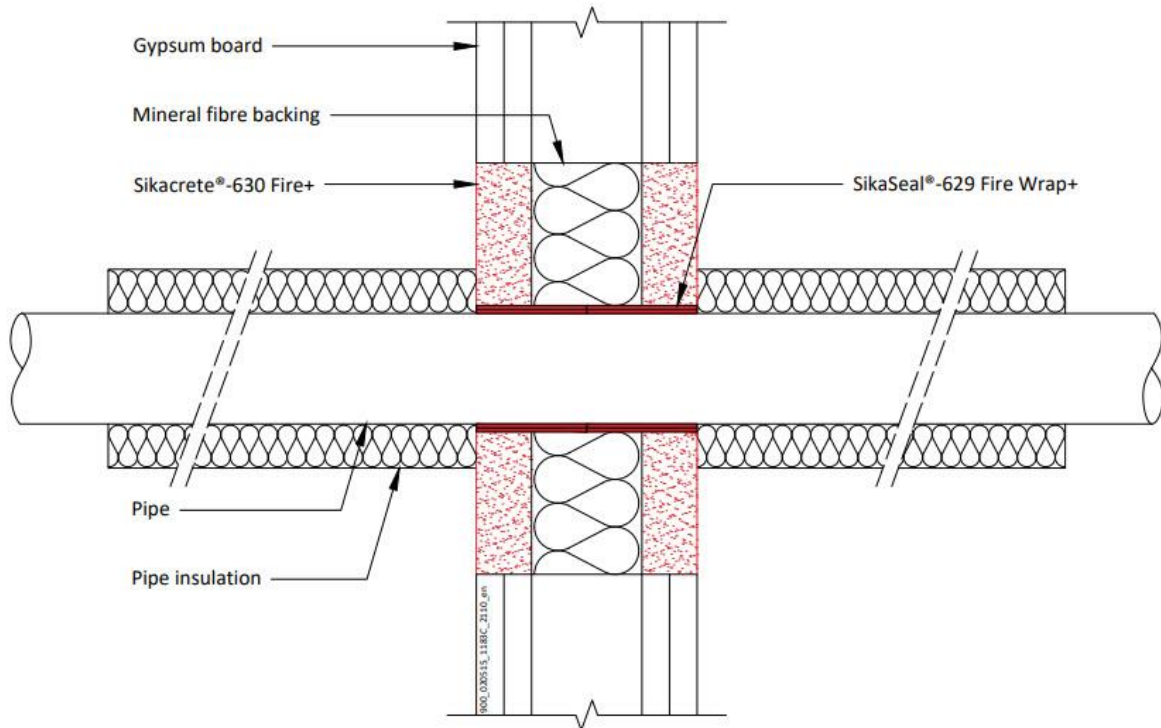
Sika Norge AS
Sanitetsveien 1,
NO-2013 SKJETTEN, Norge

tlf. +47 67 06 79 00
www.sika.no

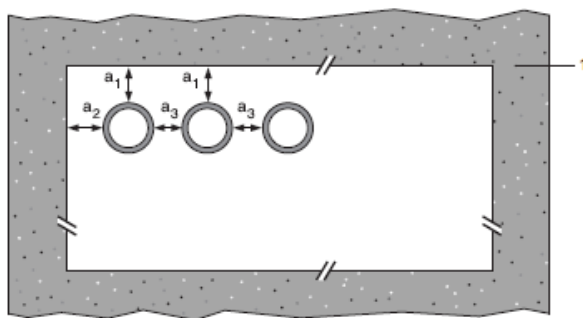
A.5.4 Pipe penetration seal with 25 mm deep Sikacrete-630 Fire+ to both faces backed with 50 mm mineral fibre board

Penetration Seal: 500 mm (min.)* LI (Local Interrupted) or CI (Continuous Interrupted) insulated metallic (and composite) pipes fitted at any position within the aperture (min. separation 30 mm from seal edges), with min. 25 mm Sikacrete-630 Fire+ to both sides of the wall backed with min. 1 x 50 mm or 2 x 25 mm stone wool board min. 150 kg/m³. Maximum seal size as section 2. 4)

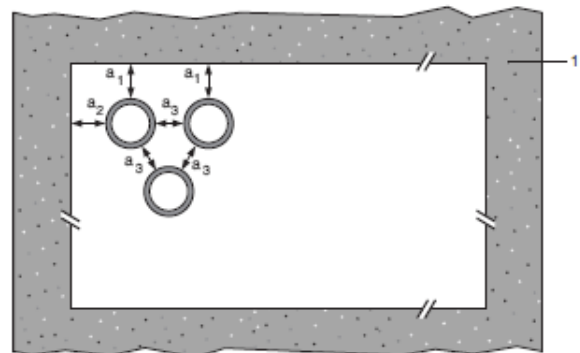
Construction details:



Configuration 1



Configuration 2



Key

- 1 Supporting construction
- a1 Pipe / top edge of seal separation
- a2 Pipe / side edge of seal separation

Ytelseserklæring
Sikacrete-630 Fire+

20537727
2021.12 , ver. 1
1549

**FOR NÆRMERE
INFORMASJON:**

Sika Norge AS
Sanitetsveien 1,
NO-2013 SKJETTEN, Norge

tlf. +47 67 06 79 00
www.sika.no

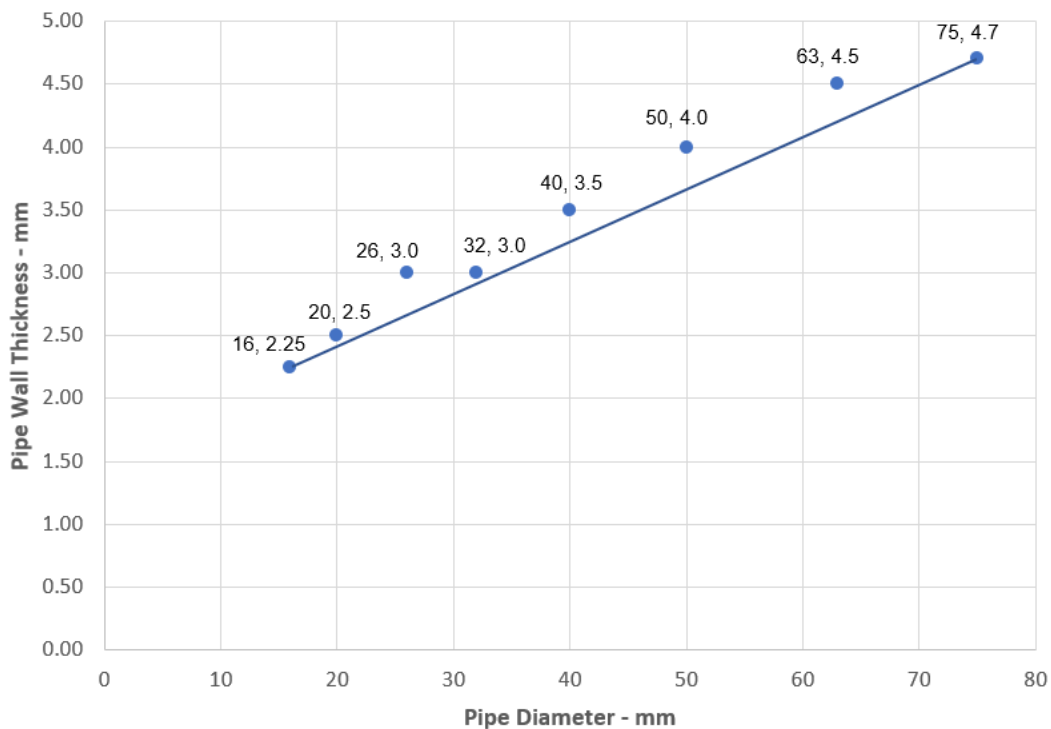
a3 Pipe / pipe separation

A.5.4.1 Double side penetration seal with pipes

Services	Insulation	Classification
Alupex pipes	Minimum 20 mm stone wool, minimum 80 kg/m ³	EI 120 C/C
16 mm diameter/2.25 mm wall		
20 mm diameter/2.5 mm wall		
26 mm diameter/3 mm wall		
32 mm diameter/3 mm wall		
40 mm diameter/3.5 mm wall		
50 mm diameter/4 mm wall		
63 mm diameter/4.5 mm wall		
75 mm diameter/4.7 mm wall		

* Typical pipe diameters shown, see below graph for intermediate sizes

**Pipe diameter vs Wall thickness - Alupex Pipes
with Insulation LI**



Ytelseserklæring
Sikacrete-630 Fire+

20537727
2021.12 , ver. 1
1549

**FOR NÆRMERE
INFORMASJON:**

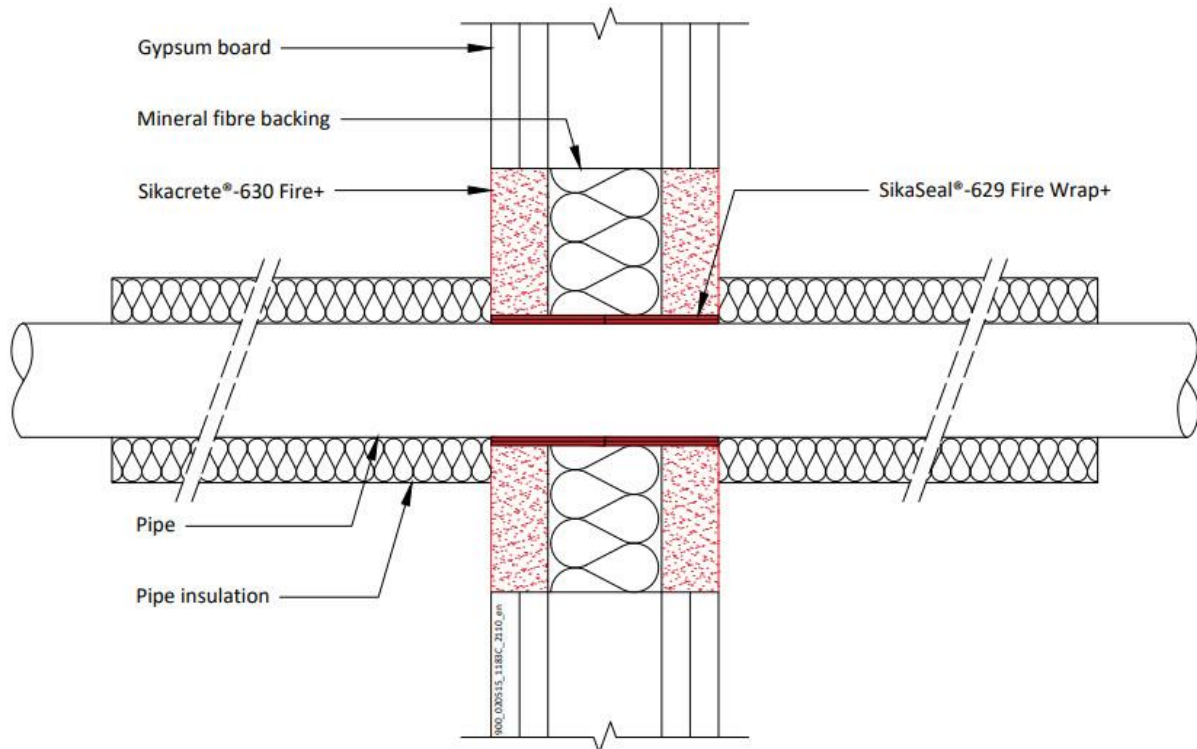
Sika Norge AS
Sanitetsveien 1,
NO-2013 SKJETTEN, Norge

tlf. +47 67 06 79 00
www.sika.no

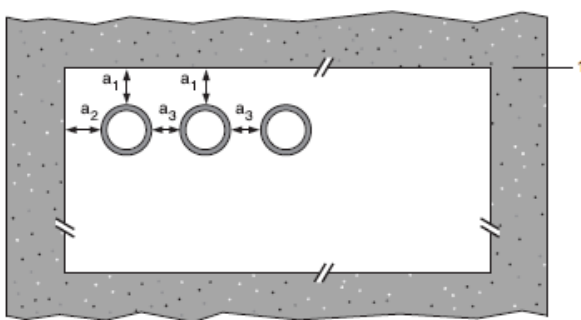
A.5.5 Pipe penetration seal with 25 mm deep Sikacrete-630 Fire+ to both faces backed with 50 mm mineral fibre board

Penetration Seal: CS (Continuous Sustained) insulated metallic and composite pipes fitted at any position within the aperture (min. separation 25 mm from seal edges), with min. 25 mm Sikacrete-630 Fire+ to both sides of the wall, backed with min. 25 mm stone wool min. 150 kg/m³. SikaSeal-629 Fire Wrap+ are required to be fitted to both faces of the seal. Maximum seal size as section 2. 4).

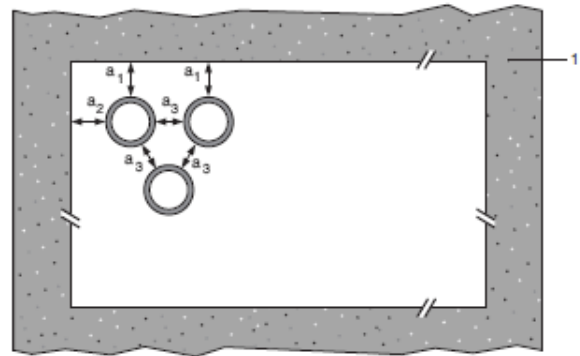
Construction details:



Configuration 1



Configuration 2



Key

- 1 Supporting construction
- a1 Pipe / top edge of seal separation
- a2 Pipe / side edge of seal separation
- a3 Pipe / bottom edge of seal separation

Ytelseserklæring
Sikacrete-630 Fire+

20537727
2021.12, ver. 1
1549

**FOR NÆRMERE
INFORMASJON:**

Sika Norge AS
Sanitetsveien 1,
NO-2013 SKJETTEN, Norge

tlf. +47 67 06 79 00
www.sika.no

a3 Pipe / pipe separation

Ytelseserklæring
Sikacrete-630 Fire+

20537727
2021.12 , ver. 1
1549

107/242

**FOR NÆRMERE
INFORMASJON:**

Sika Norge AS
Sanitetsveien 1,
NO-2013 SKJETTEN, Norge

tlf. +47 67 06 79 00
www.sika.no

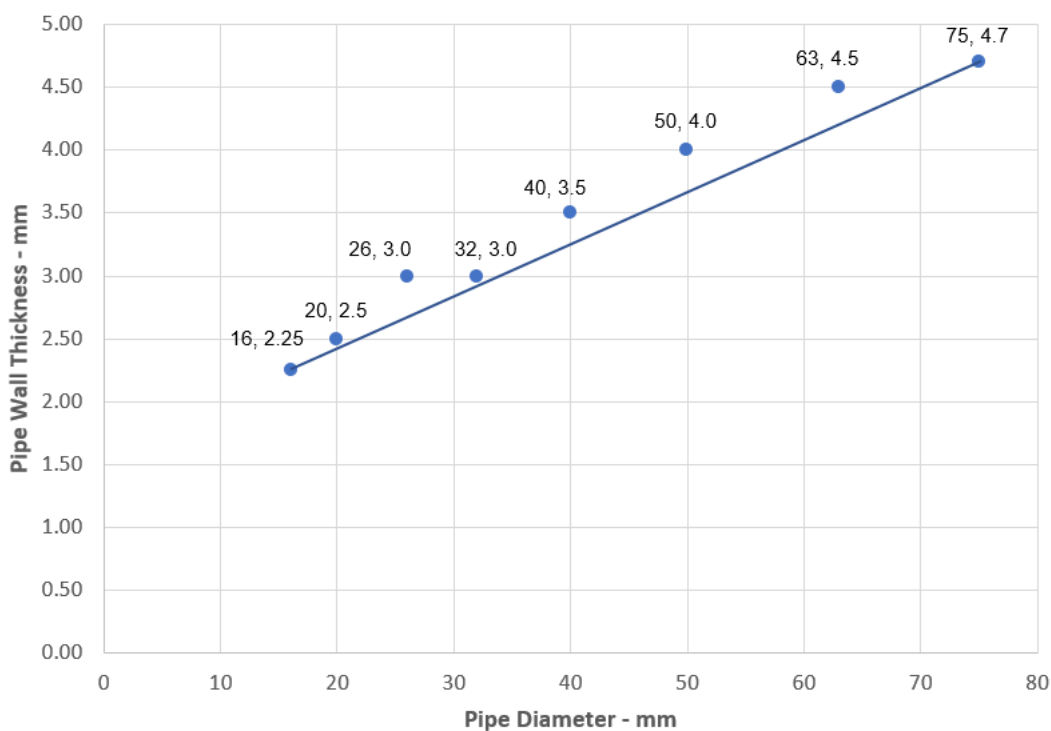
BUILDING TRUST



A.5.5.1 Double side penetration seal with pipes

Services	Wrap	Insulation	Classification
Copper and steel pipes			
12-54 mm diameter/1-1.2 mm wall	50 x 3.6 mm SikaSeal-629 Fire Wrap+ fitted to both sides of the seal	9-25 mm Elastomeric insulation minimum class B-s3,d0 or PE Foam insulation	EI 120 C/C
Alupex pipes			
16 mm diameter/2.25 mm wall	50 x 3.6 mm SikaSeal-629 Fire Wrap+ fitted to both sides of the seal	9-25 mm Elastomeric insulation minimum class B-s3,d0 or PE Foam insulation	EI 120 C/C
20 mm diameter/2.5 mm wall			
26 mm diameter/3 mm wall			
32 mm diameter/3 mm wall			
40 mm diameter/3.5 mm wall			
50 mm diameter/4 mm wall			
63 mm diameter/4.5 mm wall			
75 mm diameter/4.7 mm wall			

Pipe diameter vs Wall thickness - Alupex Pipes with Insulation CS



Ytelseserklæring
Sikacrete-630 Fire+

20537727
2021.12 , ver. 1
1549

FOR NÆRMERE INFORMASJON:

Sika Norge AS
Sanitetsveien 1,
NO-2013 SKJETTEN, Norge

tlf. +47 67 06 79 00
www.sika.no

Ytelseserklæring
Sikacrete-630 Fire+

20537727
2021.12 , ver. 1
1549

109/242

**FOR NÆRMERE
INFORMASJON:**

Sika Norge AS
Sanitetsveien 1,
NO-2013 SKJETTEN, Norge

tlf. +47 67 06 79 00
www.sika.no

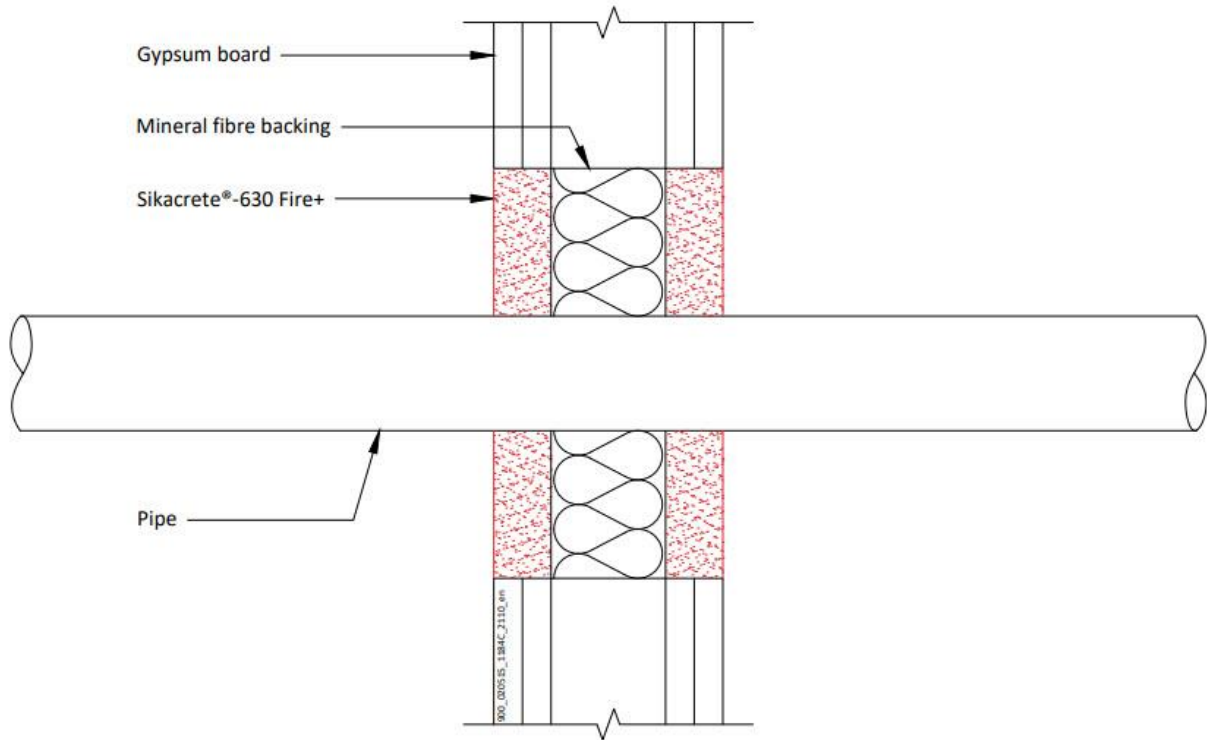
BUILDING TRUST



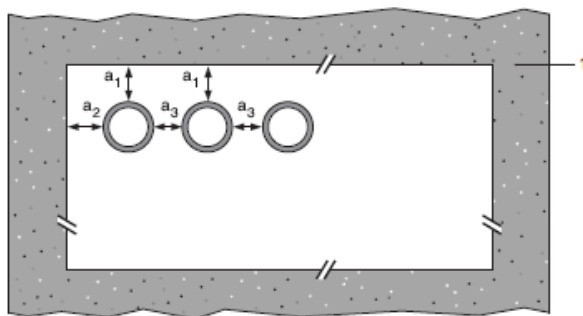
A.5.6 Pipe penetration seal with 25 mm deep Sikacrete-630 Fire+ to both faces backed with 50 mm mineral fibre board

Penetration Seal: Combustible pipes sealed with Sikacrete-630 Fire+, to both sides of the wall, backed with stone wool board min. 140 kg/m³. Minimum separation between pipes of 30 mm (a₃) and from seal edges 30 mm (a₁ & a₂). Maximum seal size as section 2. 4).

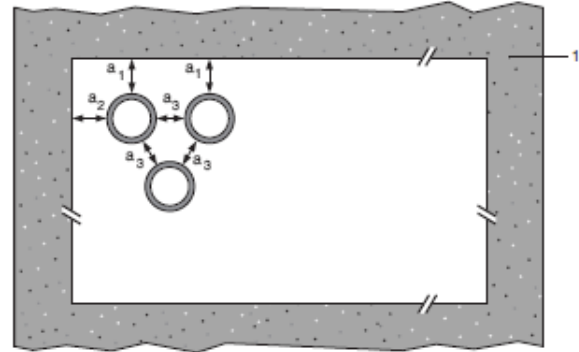
Construction details:



Configuration 1



Configuration 2



Key

- 1 Supporting construction
- a1 Pipe / top edge of seal separation
- a2 Pipe / side edge of seal separation
- a3 Pipe / pipe separation

Ytelseserklæring
Sikacrete-630 Fire+

20537727
2021.12 , ver. 1
1549

**FOR NÆRMERE
INFORMASJON:**

Sika Norge AS
Sanitetsveien 1,
NO-2013 SKJETTEN, Norge

tlf. +47 67 06 79 00
www.sika.no

Ytelseserklæring
Sikacrete-630 Fire+

20537727
2021.12 , ver. 1
1549

111/242

**FOR NÆRMERE
INFORMASJON:**

Sika Norge AS
Sanitetsveien 1,
NO-2013 SKJETTEN, Norge

tlf. +47 67 06 79 00
www.sika.no

BUILDING TRUST



A.5.6.1 Double side penetration seal with pipes

Services	Seal Depth	Permitted configuration for seal separation	Classification
PVC-U pipes according to EN 1329-1, EN 1452-2 and EN 1453-1, PVC-C according to EN 1566-1			
Diameter up to 32 mm, wall thickness 1.6 – 2.4 mm	Min. 25 mm	1 & 2 between all specified pipes	EI 120 U/C, C/C
PE pipes according to EN 1519-1, EN 12201-2 and EN 12006-1, ABS according to EN 1455-1 and pipes made from SAN+PVC according to EN 1565-1			
Diameter up to 32 mm, wall thickness 1.8 – 3.0 mm	Min. 25 mm	1 & 2 between all specified pipes	EI 120 U/C, C/C
PP pipes according to EN 1852-1: 2009			
Diameter up to 32 mm, wall thickness 1.9 – 4.4 mm	Min. 25 mm	1 & 2 between all specified pipes	EI 120 U/C, C/C

Ytelseserklæring
Sikacrete-630 Fire+

20537727
2021.12 , ver. 1
1549

FOR NÆRMERE INFORMASJON:

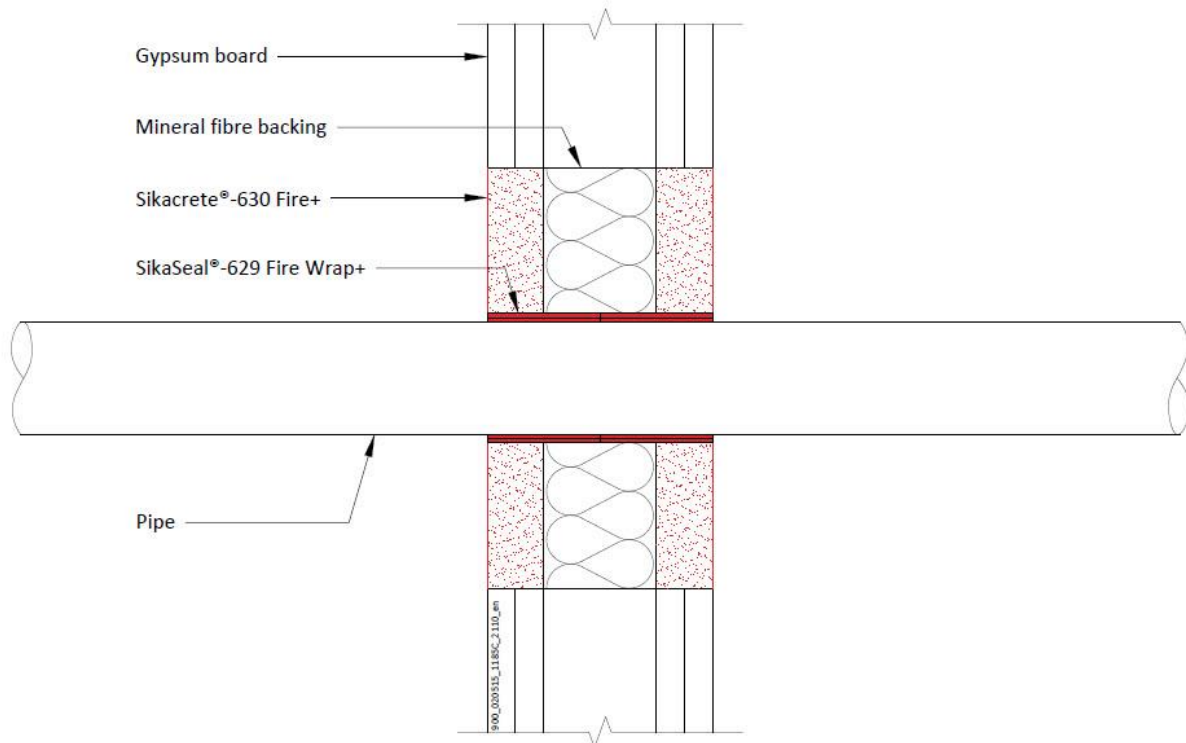
Sika Norge AS
Sanitetsveien 1,
NO-2013 SKJETTEN, Norge

tlf. +47 67 06 79 00
www.sika.no

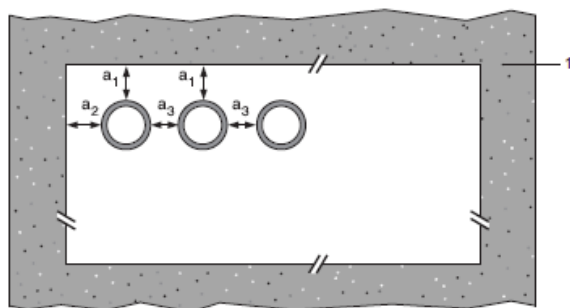
A.5.7 Pipe penetration seal with 25 mm deep Sikacrete-630 Fire+ to both faces backed with 50 mm mineral fibre board

Penetration Seal: Combustible pipes sealed with SikaSeal-629 Fire Wrap+, installed into Sikacrete-630 Fire+ seals. Minimum separation between penetration seals and seal edges of 30 mm. Minimum seal size as section 2. 4).

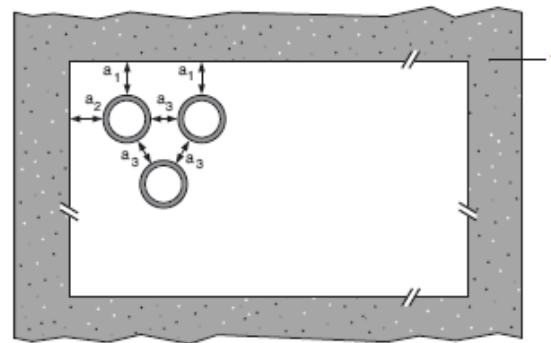
Construction details:



Configuration 1



Configuration 2



Key

- 1 Supporting construction
- a1 Pipe / top edge of seal separation
- a2 Pipe / side edge of seal separation
- a3 Pipe / pipe separation

* Partition wall must incorporate a full fill core insulation of Stonewool (35kg/m3 density)

Ytelseserklæring
Sikacrete-630 Fire+

20537727
2021.12 , ver. 1
1549

**FOR NÆRMERE
INFORMASJON:**

Sika Norge AS
Sanitetsveien 1,
NO-2013 SKJETTEN, Norge

tlf. +47 67 06 79 00
www.sika.no

Ytelseserklæring
Sikacrete-630 Fire+

20537727
2021.12 , ver. 1
1549

114/242

**FOR NÆRMERE
INFORMASJON:**

Sika Norge AS
Sanitetsveien 1,
NO-2013 SKJETTEN, Norge

tlf. +47 67 06 79 00
www.sika.no

BUILDING TRUST



A.5.7.1 Double side penetration seal with pipes

Services	Wraps (both sides)	Permitted configuration for seal separation	Classification
PVC-U pipes according to EN 1329-1, EN 1452-2 and EN 1453-1 and PVC-C according to EN 1566-1			
Diameter up to 40 mm, wall thickness 3.0 – 4.3 mm	50 x 1.8 mm (1 layer)	1 & 2 between PVC-U/PVC-C, PE/ABS/SAN+PVC and PP pipes in any combination	E 120 U/C, E 120 C/U, EI 60 U/C, EI 60 C/C
Diameter up to 110 mm, wall thickness 2.7 - 6.6 mm	50 x 3.6 mm (2 x 1.8 layer)		E 120 U/C, E 120 C/C EI 90 U/C, EI 90 C/C
Diameter up to 125 mm, wall thickness 3.7 – 7.4 mm	50 x 5.4 mm (3 x 1.8 layer)		EI 120 U/C, EI 120 C/C
Diameter up to 160 mm, wall thickness 3.2 - 9.5 mm	50 x 7.2 mm (4 x 1.8 layer)		EI 60 U/C, EI 60 C/C
PE pipes according to EN 1519-1, EN 12201-2 and EN 12006-1, ABS according to EN 1455-1 and pipes made from SAN+PVC according to EN 1565-1			
Diameter up to 40 mm, wall thickness 3.2 – 3.7 mm	50 x 1.8 mm (1 layer)	1 & 2 between PVC-U/PVC-C, PE/ABS/SAN+PVC and PP pipes in any combination	EI 120 U/C, EI 120 C/C
Diameter up to 110 mm, wall thickness 4.2 - 10 mm	50 x 3.6 mm (2 x 1.8 layer)		EI 60 U/C, EI 60 C/C
Diameter up to 125 mm, wall thickness 12 mm	50 x 5.4 mm (3 x 1.8 layer)		EI 120 U/C, EI 120 C/C
Diameter up to 160 mm, wall thickness 4.9 – 12.0 mm	50 x 7.2 mm (4 x 1.8 layer)		E 120 U/C, E 120 C/C
Diameter up to 160 mm, wall thickness 12.0 mm			EI 90 U/C, EI 90 C/C
PP pipes according to EN 1852-1: 2009			
Diameter up to 40 mm, wall thickness 4.0 – 5.5 mm	50 x 1.8 mm (1 layer)	1 & 2 between PVC-U/PVC-C, PE/ABS/SAN+PVC and PP pipes in any combination	EI 120 U/C, EI 120 C/C
Diameter up to 110 mm, wall thickness 6.6 mm	50 x 3.6 mm (2 x 1.8 layer)		E 120 U/C, E 120 C/C EI 90 U/C, EI 90 C/C
Diameter up to 125 mm, wall thickness 17.1 mm	50 x 5.4 mm (3 x 1.8 layer)		E 120 U/C, E 120 C/C EI 90 U/C, EI 90 C/C
Diameter up to 160 mm, wall thickness 4.0 - 21.9 mm	50 x 7.2 mm (4 x 1.8 layer)		E 120 U/C, E 120 C/C
Diameter up to 160 mm, wall thickness 21.9 mm			EI 60 U/C, EI 60 C/C

Ytelseserklæring
Sikacrete-630 Fire+

20537727
2021.12 , ver. 1
1549

FOR NÆRMERE INFORMASJON:

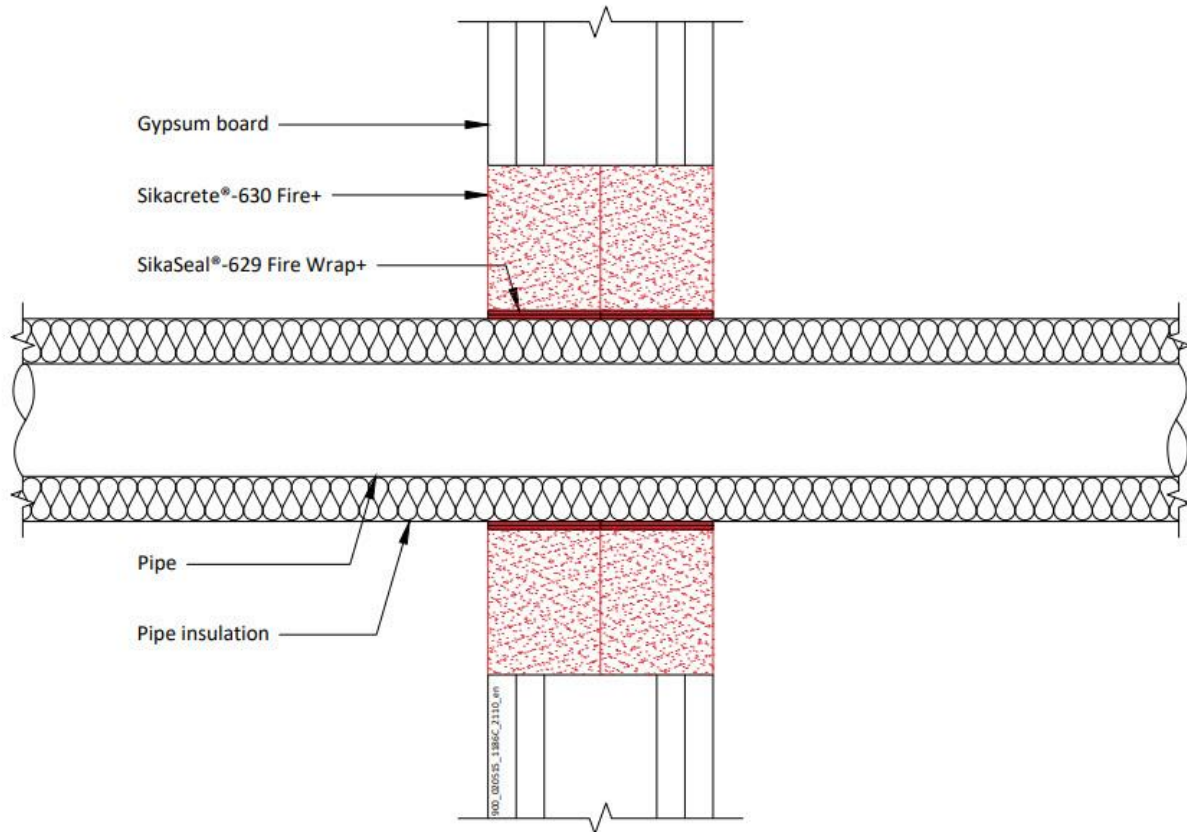
Sika Norge AS
Sanitetsveien 1,
NO-2013 SKJETTEN, Norge

tlf. +47 67 06 79 00
www.sika.no

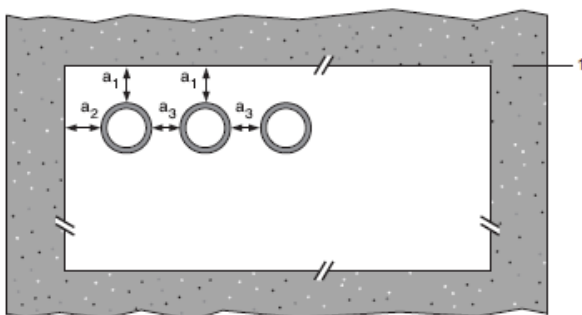
A.5.8 Pipe penetration seal with 50 mm deep Sikacrete-630 Fire+ to both faces

Penetration Seal: CS (Continuous Sustained) insulated metallic pipes fitted at any position within the aperture (min. separation 30 mm from seal edges), min. 50 mm Sikacrete-630 Fire+ to both sides of the wall without backing*. SikaSeal-629 Fire Wrap+ are required to be fitted to both faces of the seal.

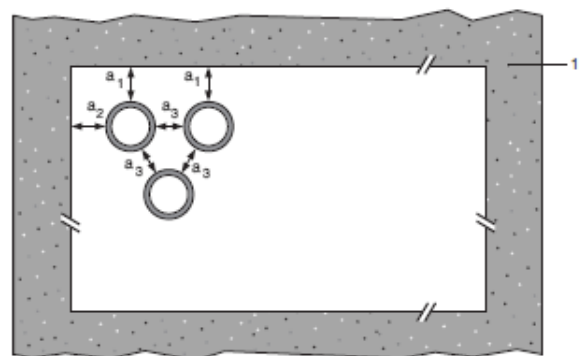
Construction details:



Configuration 1



Configuration 2



Ytelseserklæring
Sikacrete-630 Fire+

20537727
2021.12 , ver. 1
1549

**FOR NÆRMERE
INFORMASJON:**

Sika Norge AS
Sanitetsveien 1,
NO-2013 SKJETTEN, Norge

tlf. +47 67 06 79 00
www.sika.no

Key

1 Supporting construction

a1 Pipe / top edge of seal separation

a2 Pipe / side edge of seal separation

a3 Pipe / pipe separation

* Maximum seal size as section 2. 4)

Ytelseserklæring
Sikacrete-630 Fire+

20537727
2021.12 , ver. 1
1549

117/242

**FOR NÆRMERE
INFORMASJON:**

Sika Norge AS
Sanitetsveien 1,
NO-2013 SKJETTEN, Norge

tlf. +47 67 06 79 00
www.sika.no

BUILDING TRUST

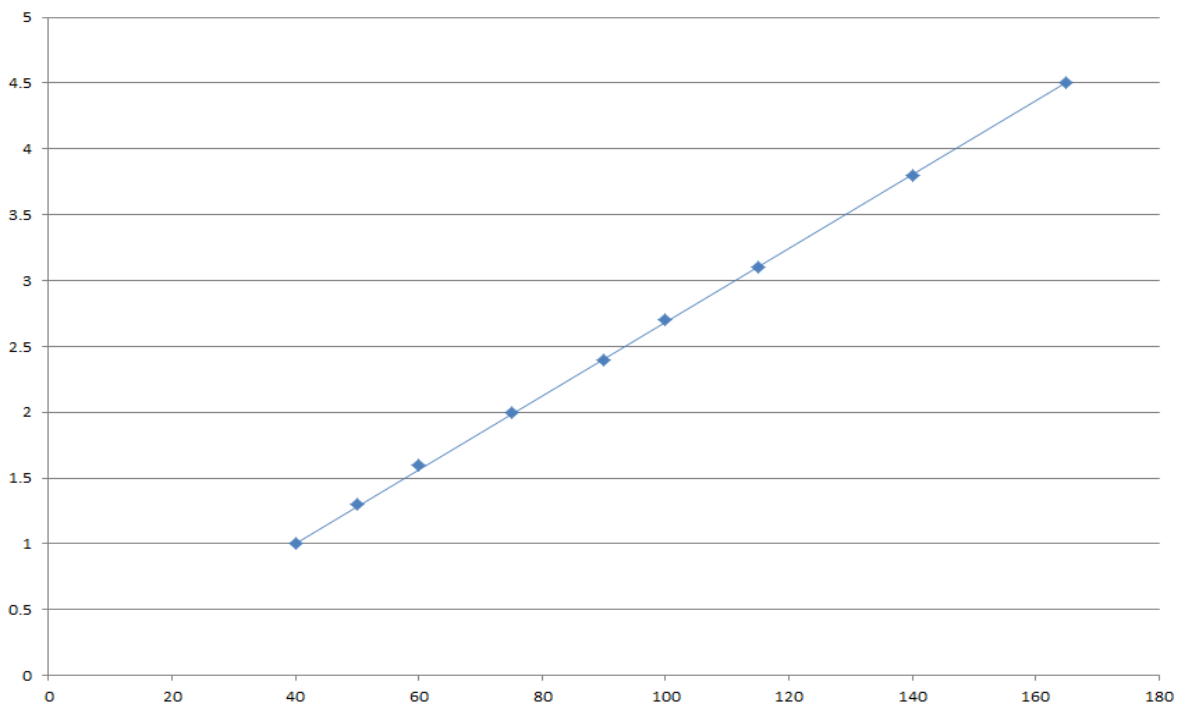


A.5.8.1 Double side penetration seal with pipes

Services	Wrap	Insulation	Classification
Mild or stainless steel pipe			
40 mm diameter/1-14.2 mm wall*	2 off 50 x 3.6 mm SikaSeal-629 Fire Wrap+, one fitted flush to each face of seal	13 -32 mm Elastomeric insulation minimum class B-s3,d0 or PE Foam insulation	E 120 C/U, EI 60 C/U
50 mm diameter/1.3-14.2 mm wall*			
60 mm diameter/1.6-14.2 mm wall*			
75 mm diameter/2-14.2 mm wall*			
90 mm diameter/2.4-14.2 mm wall*			
100 mm diameter/2.7-14.2 mm wall*			
115 mm diameter/3.1-14.2 mm wall*			
140 mm diameter/3.8-14.2 mm wall*			
165 mm diameter/ 4.5-14.2 mm wall*			

* Typical pipe diameters shown, see below graph for intermediate sizes

Pipe diameter vs Wall thickness



Ytelseserklæring
Sikacrete-630 Fire+

20537727
2021.12 , ver. 1
1549

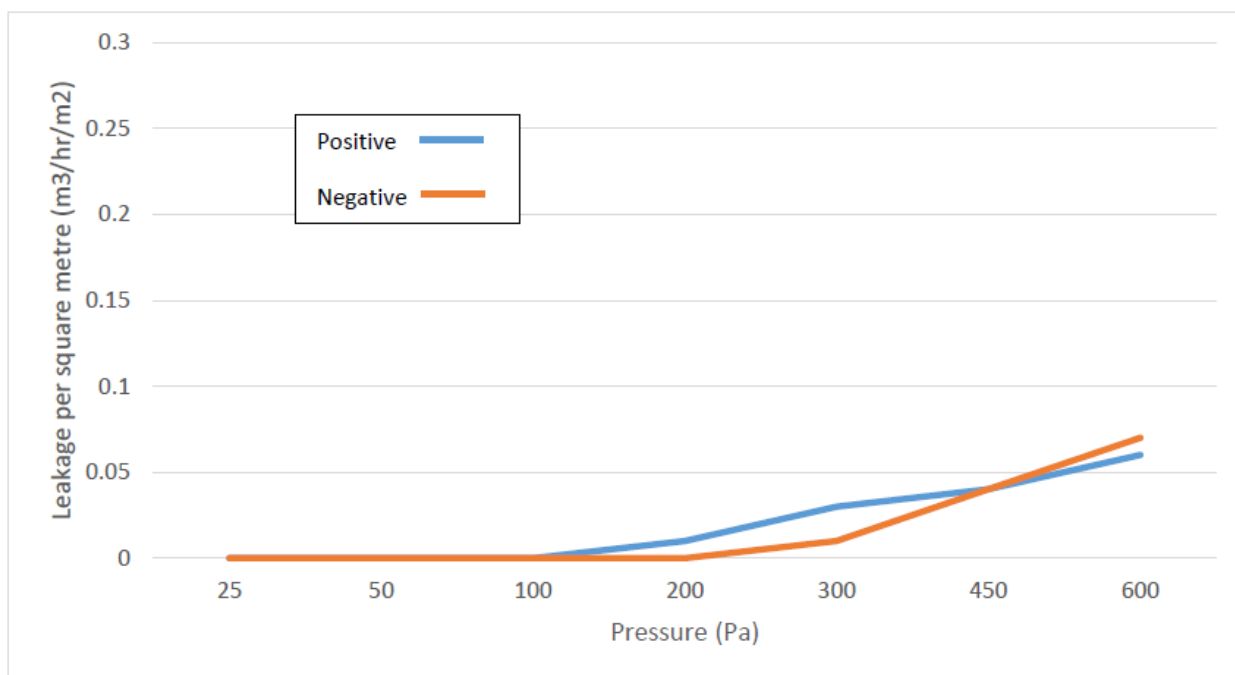
**FOR NÆRMERE
INFORMASJON:**

Sika Norge AS
Sanitetsveien 1,
NO-2013 SKJETTEN, Norge

tlf. +47 67 06 79 00
www.sika.no

1 ANNEX B – AIR PERMEABILITY – SIKACRETE-630 FIRE+

Product tested	1200 mm high x 600 mm wide x 50 mm deep Sikacrete-630 Fire+		
Summary of testing procedure		Result	
	Pressure (Pa)	Leakage (m ³ /h)	Leakage (m ³ /m ² /h)
Results under negative chamber pressure	25	0.00	0.00
	50	0.00	0.00
	100	0.00	0.00
	200	0.00	0.00
	300	0.01	0.01
	450	0.03	0.04
	600	0.05	0.07
Results under positive chamber pressure	25	0.00	0.00
	50	0.00	0.00
	100	0.00	0.00
	200	0.01	0.01
	300	0.02	0.03
	450	0.03	0.04
	600	0.04	0.06



Ytelseserklæring
Sikacrete-630 Fire+

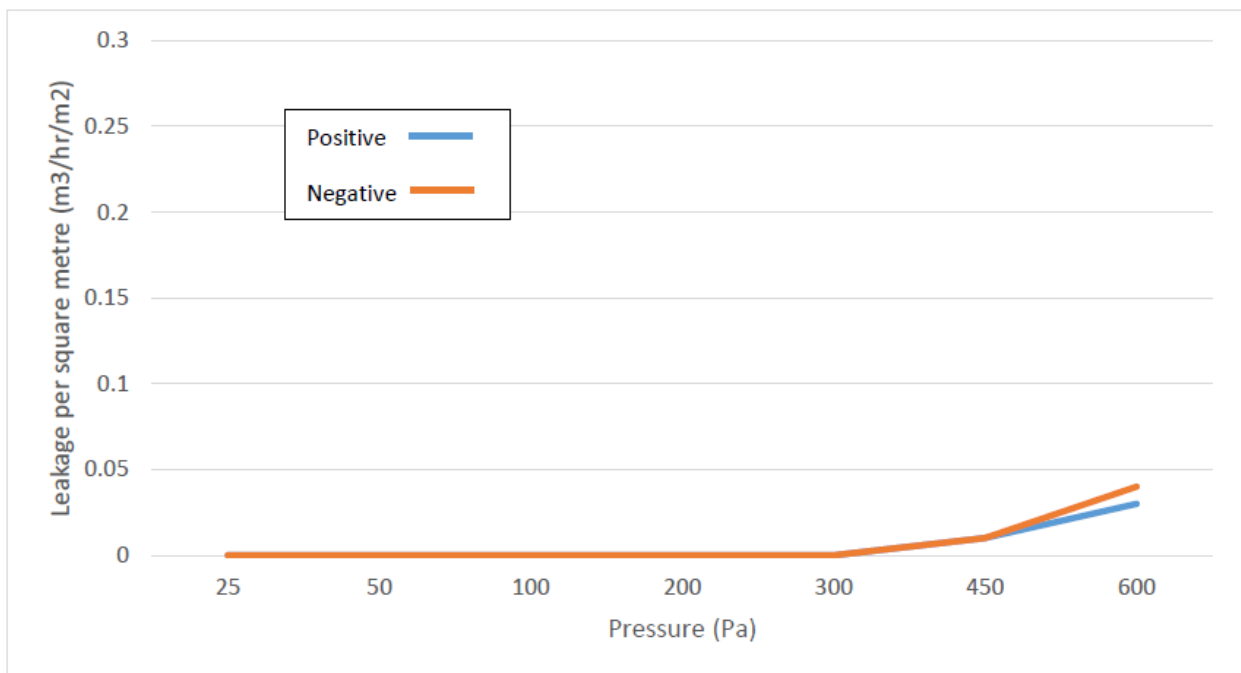
20537727
2021.12 , ver. 1
1549

FOR NÆRMERE INFORMASJON:

Sika Norge AS
Sanitetsveien 1,
NO-2013 SKJETTEN, Norge

tlf. +47 67 06 79 00
www.sika.no

Product tested	600 mm high x 600 mm wide x 100 mm deep Sikacrete-630 Fire+ inc. 110 mm plastic pipe with 2no layers 50 mm x 1.8 mm SikaSeal-629 Fire Wrap+ cast to one face in centre of seal		
Summary of testing procedure		Result	
	Pressure (Pa)	Leakage (m³/h)	Leakage (m³/m²/h)
Results under negative chamber pressure	25	0.00	0.00
	50	0.00	0.00
	100	0.00	0.00
	200	0.00	0.00
	300	0.00	0.00
	450	0.01	0.01
	600	0.03	0.04
Results under positive chamber pressure	25	0.00	0.00
	50	0.00	0.00
	100	0.00	0.00
	200	0.00	0.00
	300	0.00	0.00
	450	0.01	0.01
	600	0.02	0.03



Ytelseserklæring
Sikacrete-630 Fire+

20537727
2021.12 , ver. 1
1549

**FOR NÆRMERE
INFORMASJON:**

Sika Norge AS
Sanitetsveien 1,
NO-2013 SKJETTEN, Norge

tlf. +47 67 06 79 00
www.sika.no

**8 RELEVANT TEKNISK DOKUMENTASJON OG/ELLER
SPESIFIKK TEKNISK DOKUMENTASJON**

The performance of the product identified above is in conformity with the set of declared performance/s. This declaration of performance is issued, in accordance with Regulation (EU) No 305/2011, under the sole responsibility of the manufacturer identified above.

Undertegnet for og på vegne av produsenten av:

Navn : Tomasz Gutowski
Function: Corporate Standardization
and Approvals
At Warsaw on 08 December 2021

Navn : Maciej Michalewski
Function: Standardization and Approvals
At Warsaw on 08 December 2021

.....

End of information as required by Regulation (EU) No 305/2011

Ytelseserklæring
Sikacrete-630 Fire+

20537727
2021.12 , ver. 1
1549


**FOR NÆRMERE
INFORMASJON:**

Sika Norge AS
Sanitetsveien 1,
NO-2013 SKJETTEN, Norge

tlf. +47 67 06 79 00
www.sika.no



FULL CE-MERKING

 21
Sika Services AG, Zurich, Switzerland
20537727
Resistance to fire - Annex A
Resistance to fire – Annex B
Mechanical resistance and stability / Resistance to impact/movement / Adhesion - Suitable for use in walls and floors in Zone Types I, II, III & IV*
Durability Z ₂
Airborne sound insulation - Rw 48 (-1;-3) dB

*) at dimensions up to 2.4 and with soft and hard body impact

2.4 Specification of the intended uses of the product in accordance with the applicable European Assessment Document (Hereinafter EAD): EAD 350454-00-1104

The system Sikacrete-630 Fire+ may be used to seal apertures in the separating element up to 2400 mm wide by 1200 mm high in a wall, and 2400 mm by 1200 mm in a floor. The additional sizes that are permitted in floors are:

Width (mm)	Length (mm)
1100	2900
1000	4000
900	7000
≤ 800	∞ (infinite)

The minimum permitted separation between adjacent seals/apertures is 200 mm. Services within the system Sikacrete-630 Fire+ seal do not require a minimum separation, except where specifically detailed in Annex A.

Ytelseserklæring
Sikacrete-630 Fire+

20537727
2021.12 , ver. 1
1549

FOR NÆRMERE INFORMASJON:

Sika Norge AS
Sanitetsveien 1,
NO-2013 SKJETTEN, Norge

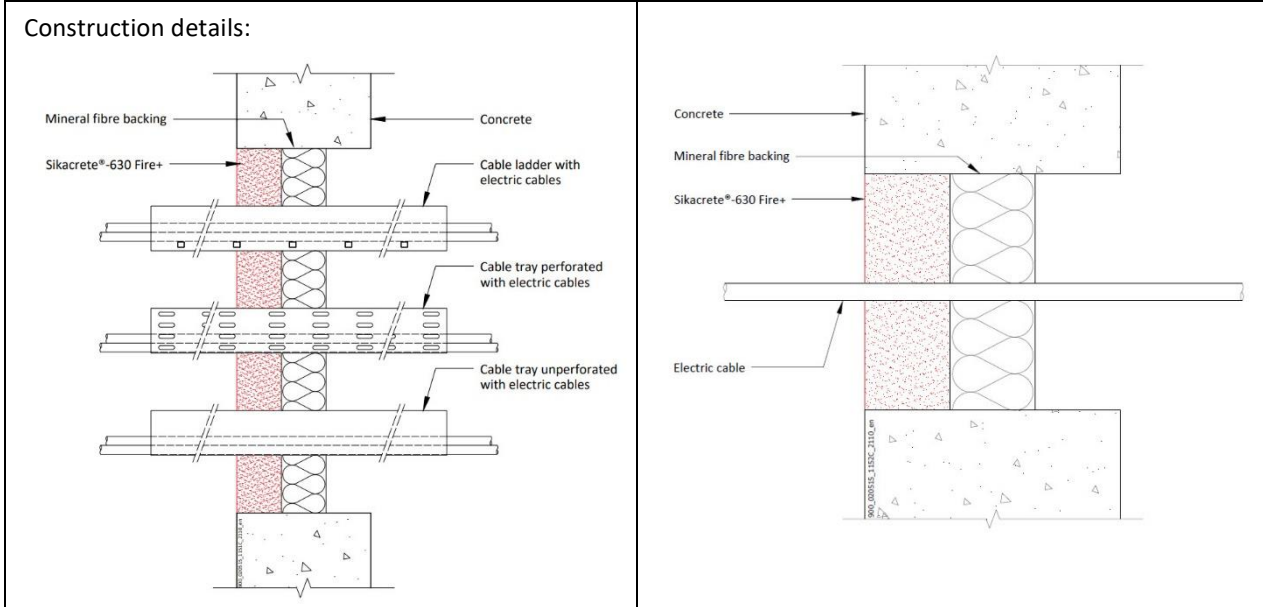
tlf. +47 67 06 79 00
www.sika.no

ANNEX A – RESISTANCE TO FIRE CLASSIFICATION – SIKACRETE-630 FIRE+

A.1 Rigid wall constructions according to 1.2.1 with wall thickness of minimum 150 mm

A.1.1 Cable penetration seal with 50 mm deep Sikacrete-630 Fire+ backed with mineral fibre board

Penetration Seal: Cables fitted at any position within the aperture (min. separation 25 mm from seal edges), with min. 50 mm Sikacrete-630 Fire+ to either side of the wall (or at any position in between), backed with min. 50 mm stone wool board min. 150 kg/m³.



A.1.1.1 Single side penetration seal with cables

Services	Maximum aperture	Classification
None (blank)	As section 2. 4)	E 180, EI 120
Single electrical cables up to 21 mm Ø		E 180, EI 60
Single electrical cables up to 21 mm Ø	80 x 80 mm	E 240, EI 60
Electrical cables up to 21 mm Ø (single, bundled and on trays)	As section 2. 4)	E 180, EI 60
Electrical cables up to 50 mm Ø (single, bundled and on trays)		E 180, EI 45
Electrical cables up to 80 mm Ø (single, bundled and on trays)		E 120, EI 45
Telecommunication cables up to 21 mm Ø (single or bundles up to 100 mm Ø)		E 180, EI 90
Steel cable trays & ladders		E 180, EI 60
Non-sheathed wires up to 17 mm Ø		E 180, EI 45
Non-sheathed wires up to 24 mm Ø		E 180, EI 30
Copper conduits up to 16 mm Ø		E 180 C/U, EI 30 C/U
Steel conduits up to 16 mm Ø		E 180 C/U, EI 60 C/U

Ytelseserklæring
Sikacrete-630 Fire+

20537727
2021.12 , ver. 1
1549

FOR NÆRMERE INFORMASJON:

Sika Norge AS
Sanitetsveien 1,
NO-2013 SKJETTEN, Norge

tlf. +47 67 06 79 00
www.sika.no

PVC conduits up to 16 mm \emptyset

E 180 C/U, E 180 C/C,
EI 60 C/U, EI 60 C/C

Ytelseserklæring
Sikacrete-630 Fire+

20537727
2021.12 , ver. 1
1549

**FOR NÆRMERE
INFORMASJON:**

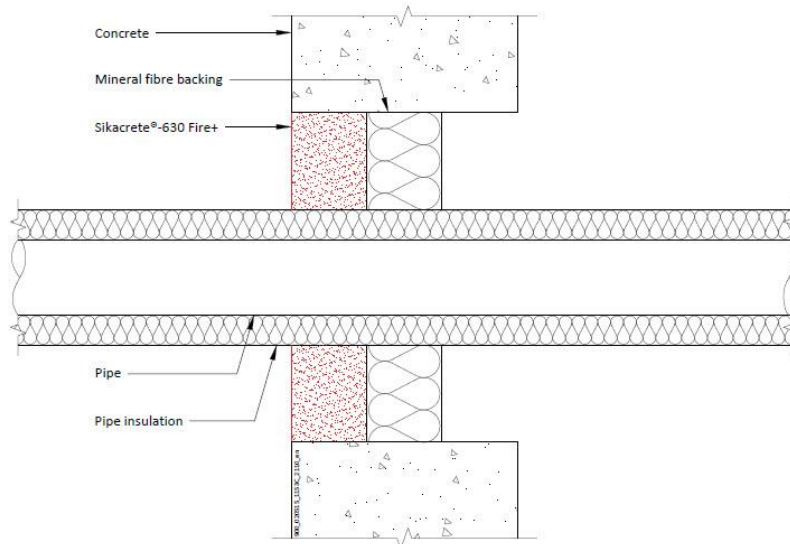
Sika Norge AS
Sanitetsveien 1,
NO-2013 SKJETTEN, Norge

tlf. +47 67 06 79 00
www.sika.no

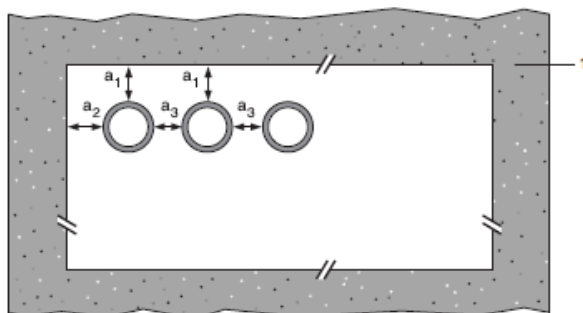
A.1.2 Pipe penetration seal with 50 mm deep Sikacrete-630 Fire+ backed with mineral fibre board

Penetration Seal: CS (Continuous Sustained) insulated metallic pipes fitted at any position within the aperture (min. separation 30 mm from seal edges, with min. 50 mm Sikacrete-630 Fire+ to either sides of the wall (or any position in between), backed with min. 50 mm stone wool min. 150 kg/m³.

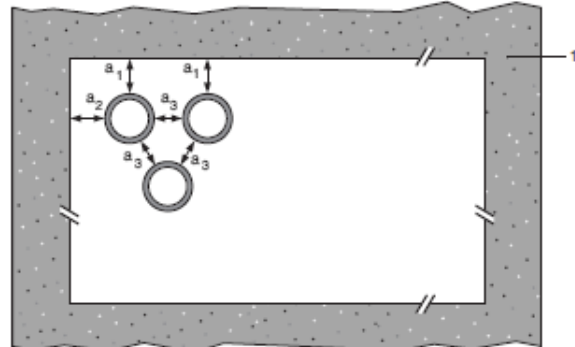
Construction details:



Configuration 1



Configuration 2



Key

- 1 Supporting construction
- a1 Pipe / top edge of seal separation
- a2 Pipe / side edge of seal separation
- a3 Pipe / pipe separation

A.1.2.1 Single side penetration seal with pipes

Services	Maximum aperture	Insulation	Classification
----------	------------------	------------	----------------

Ytelseserklæring
Sikacrete-630 Fire+

20537727
2021.12 , ver. 1
1549

FOR NÆRMERE INFORMASJON:

Sika Norge AS
Sanitetsveien 1,
NO-2013 SKJETTEN, Norge

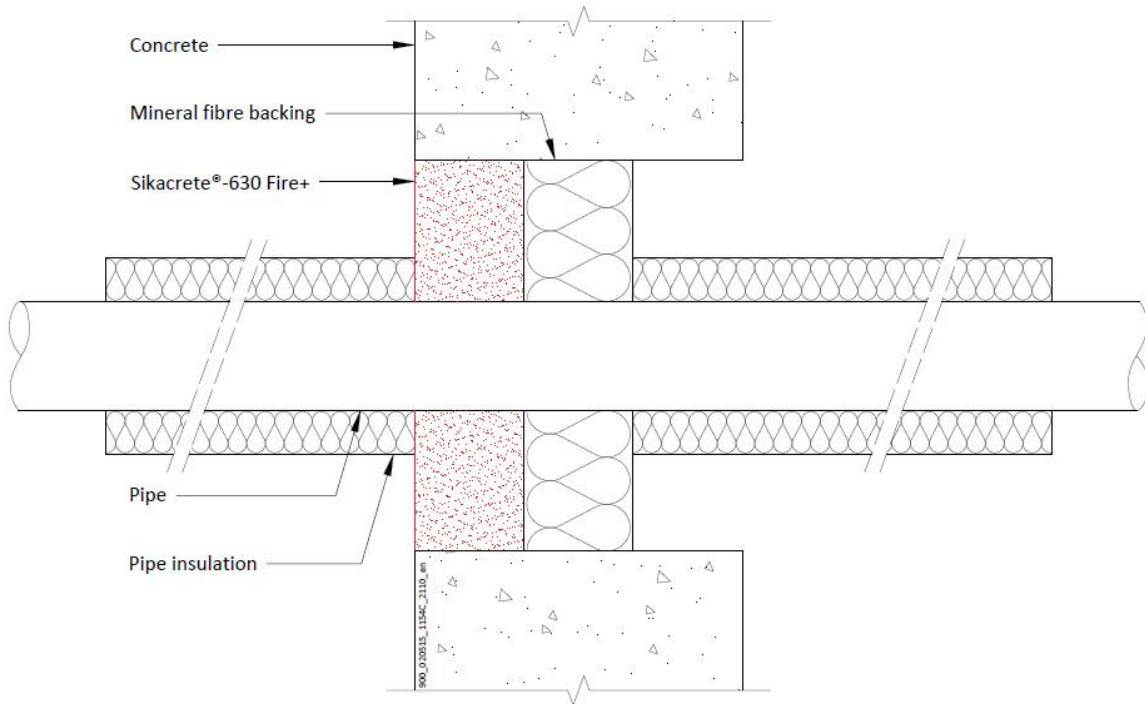
tlf. +47 67 06 79 00
www.sika.no

Steel pipes 219 diameter/ 5-14.2 mm wall	As section 2. 4)	30 mm stone wool min. 80 kg/m ³	E 120 C/U, EI 90 C/U
---	---------------------	---	----------------------

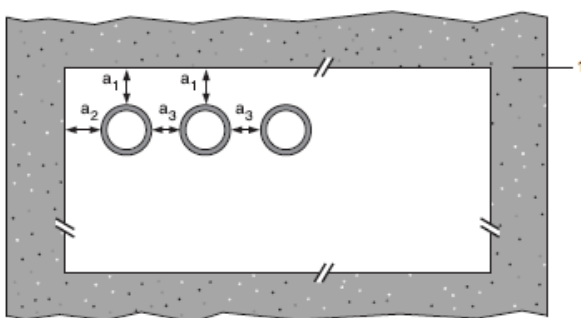
A.1.3 Pipe penetration seal with 50 mm deep Sikacrete-630 Fire+ backed with mineral fibre board

Penetration Seal: LI (Local Interrupted) or CI (Continuous Interrupted) insulated metallic and composite pipes fitted at any position within the aperture (min. separation 30 mm from seal edges, with min. 50 mm Sikacrete-630 Fire+ to either sides of the wall (or any position in between), backed with min. 50 mm stone wool min. 150 kg/m³).

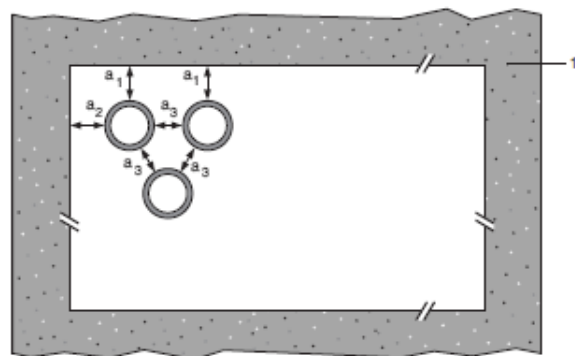
Construction details:



Configuration 1



Configuration 2



Ytelseserklæring
Sikacrete-630 Fire+

20537727
2021.12 , ver. 1
1549

**FOR NÆRMERE
INFORMASJON:**

Sika Norge AS
Sanitetsveien 1,
NO-2013 SKJETTEN, Norge

tlf. +47 67 06 79 00
www.sika.no

Key

1 Supporting construction

a1 Pipe / top edge of seal separation

a2 Pipe / side edge of seal separation

a3 Pipe / pipe separation

Ytelseserklæring
Sikacrete-630 Fire+

20537727
2021.12 , ver. 1
1549

127/242

**FOR NÆRMERE
INFORMASJON:**

Sika Norge AS
Sanitetsveien 1,
NO-2013 SKJETTEN, Norge

tlf. +47 67 06 79 00
www.sika.no

BUILDING TRUST



A.1.3.1 Single side penetration seal with pipes

Services	Maximum aperture	Insulation, minimum length, thickness and density	Classification
Copper or steel pipes up to 12 mm diameter/ 0.9-5 mm wall	70 x 70 mm	1000 mm long, 20 mm stone wool 80 kg/m ³	EI 240 C/C
Copper or steel pipes up to 54 mm diameter/ 1-14.2 mm wall	115 x 115 mm	1000 mm long, 20 mm stone wool 80 kg/m ³	E 240 C/C, EI 120 C/C
Copper or steel pipes up to 54 mm diameter/ 1-14.2 mm wall	As section 2. 4)	1000 mm long, 20 mm stone wool 80 kg/m ³	E 180 C/C, EI 120 C/C
75 mm Alupex composite pipes with 7.5 mm wall		600 mm long, 32 mm Elastomeric insulation minimum class B-s3,d0	EI 60 C/C

Services	Maximum aperture	Insulation, minimum length, thickness and density	Classification
Mild or stainless steel pipes			
40 mm diameter/1.5-14.2 mm wall*	100 x 100 mm	1000 mm long, 20 mm Stone wool insulation 80 kg/m ³	EI 240 C/U
40 mm diameter/1.5-14.2 mm wall*	As section 2. 4)	1000 mm long, 30 mm Stone wool insulation 80 kg/m ³	E 180 C/U, EI 120 C/U
40 mm diameter/1.5-14.2 mm wall*			E 120 C/U, EI 90 C/U
50 mm diameter/1.7-14.2 mm wall*			
60 mm diameter/1.9-14.2 mm wall*			
75 mm diameter/2.2-14.2 mm wall*			
90 mm diameter/2.5-14.2 mm wall*			
100 mm diameter/2.7-14.2 mm wall*			
115 mm diameter/3-14.2 mm wall*			
140 mm diameter/3.5-14.2 mm wall*			
165 mm diameter/ 3.9-14.2 mm wall*			
180 mm diameter/ 4.2-14.2 mm wall*			
200 mm diameter/ 4.6-14.2 mm wall*			
219 mm diameter/ 5.0-14.2 mm wall*			

* Typical pipe diameters shown, see below graph for intermediate sizes

Ytelseserklæring
Sikacrete-630 Fire+

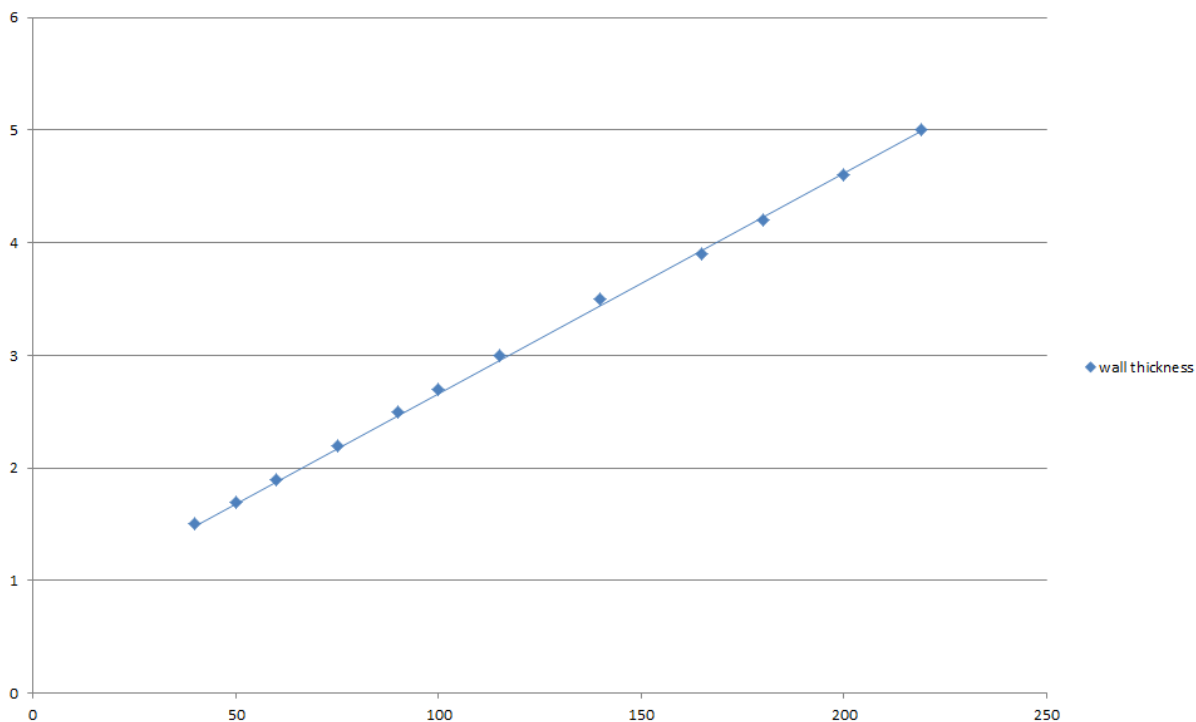
20537727
2021.12 , ver. 1
1549

FOR NÆRMERE INFORMASJON:

Sika Norge AS
Sanitetsveien 1,
NO-2013 SKJETTEN, Norge

tlf. +47 67 06 79 00
www.sika.no

Pipe diameter vs Wall thickness



Ytelseserklæring
Sikacrete-630 Fire+

20537727
2021.12 , ver. 1
1549

**FOR NÆRMERE
INFORMASJON:**

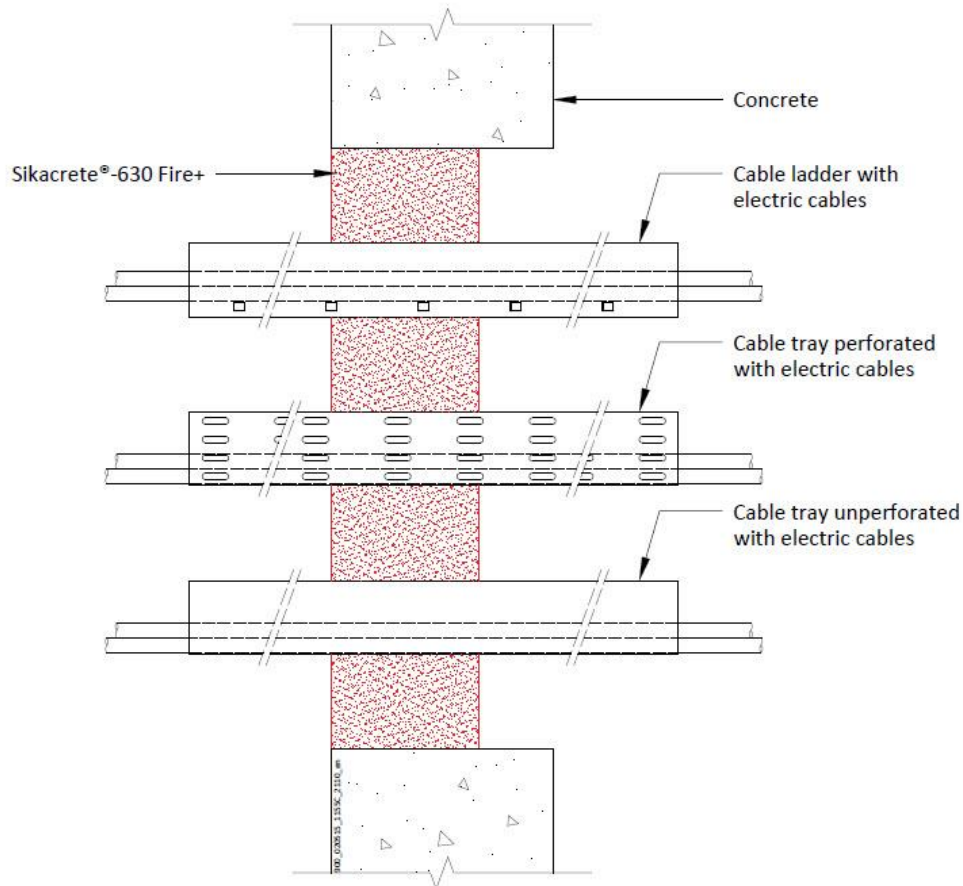
Sika Norge AS
Sanitetsveien 1,
NO-2013 SKJETTEN, Norge

tlf. +47 67 06 79 00
www.sika.no

A.1.4 Cable penetration seal with 100 mm deep Sikacrete-630 Fire+

Penetration Seal: Cables fitted at any position within the aperture (min. separation 25 mm from seal edges), with min. 100 mm Sikacrete-630 Fire+ to either side of the wall (or at any position in between).

Construction details:



A.1.4.1 Single side penetration seal with cables

Services	Maximum aperture	Classification
None (blank)	As section 2. 4)	EI 240
Electrical cables up to 21 mm Ø (single, bundled and on trays)		E 240, EI 60
Electrical cables up to 80 mm Ø (single, bundled and on trays)		
Cables up to 21mm Ø in tied bundles up to 100mm Ø		EI 120
Steel cable trays & ladders		E 120, EI 60
Non-sheathed cables up to 24 mm Ø		
Copper conduits up to 16 mm Ø		E 180 C/U, EI 30 C/U
Steel conduits up to 16 mm Ø		E 180 C/U, EI 60 C/U

Ytelseserklæring
Sikacrete-630 Fire+

20537727
2021.12 , ver. 1
1549

FOR NÆRMERE INFORMASJON:

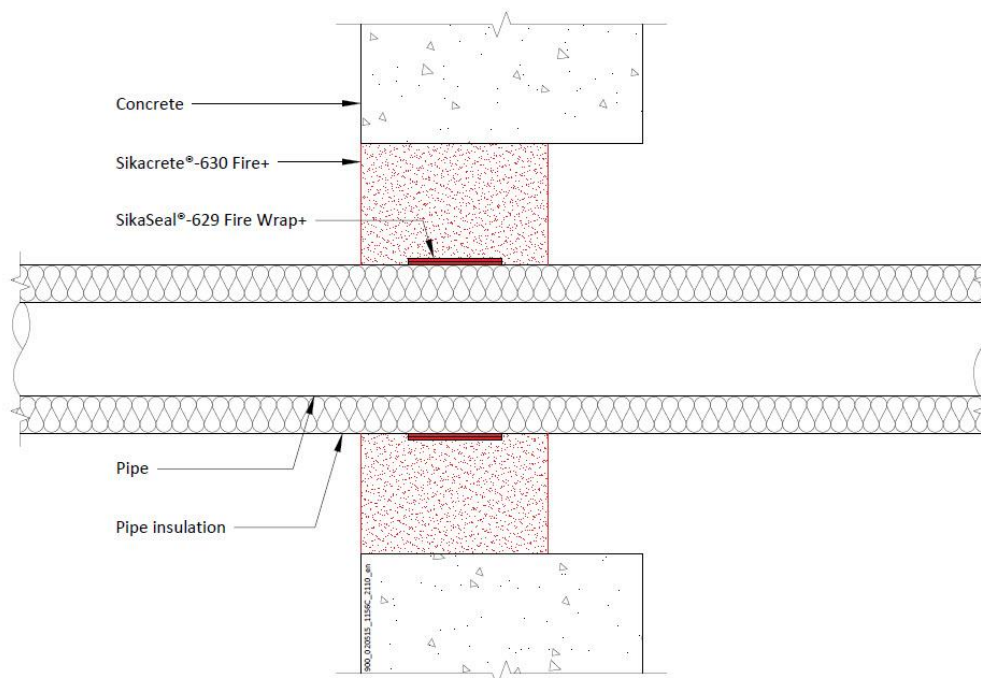
Sika Norge AS
Sanitetsveien 1,
NO-2013 SKJETTEN, Norge

tlf. +47 67 06 79 00
www.sika.no

A.1.5 Pipe penetration seal with 100 mm deep Sikacrete-630 Fire+

Penetration Seal: CS (Continuous Sustained) insulated metallic pipes fitted at any position within the aperture (min. separation 10 mm from seal edges), with min. 100 mm Sikacrete-630 Fire+ to either side of the wall. SikaSeal-629 Fire Wrap+ are required to be centrally within the seal for pipes with combustible insulation. Maximum seal size as section 2. 4).

Construction details:



A.1.5.1 Single side penetration seal with pipes

Services	Wrap	Insulation	Classification
Mild or stainless steel pipes			
40 mm diameter/1.5-14.2 mm wall	1 off 50 x 3.6mm SikaSeal-629 Fire Wrap+, fitted central	13 mm Elastomeric insulation minimum class B-s3,d0	EI 240 C/U
165 mm diameter/4.5-14.2 mm wall		9 mm Elastomeric insulation minimum class B-s3,d0	E 240 C/U, EI 30 C/U
40 mm diameter/1.5-14.2 mm wall*	1 off 50 x 1.8mm SikaSeal-629 Fire Wrap+, fitted central	13 -19 mm Elastomeric insulation minimum class B-s3,d0	E 240 C/U, EI 60 C/U
50 mm diameter/1.6-14.2 mm wall*			
60 mm diameter/1.7-14.2 mm wall*			
75 mm diameter/1.9-14.2 mm wall*			

Ytelseserklæring
Sikacrete-630 Fire+

20537727
2021.12 , ver. 1
1549

FOR NÆRMERE INFORMASJON:

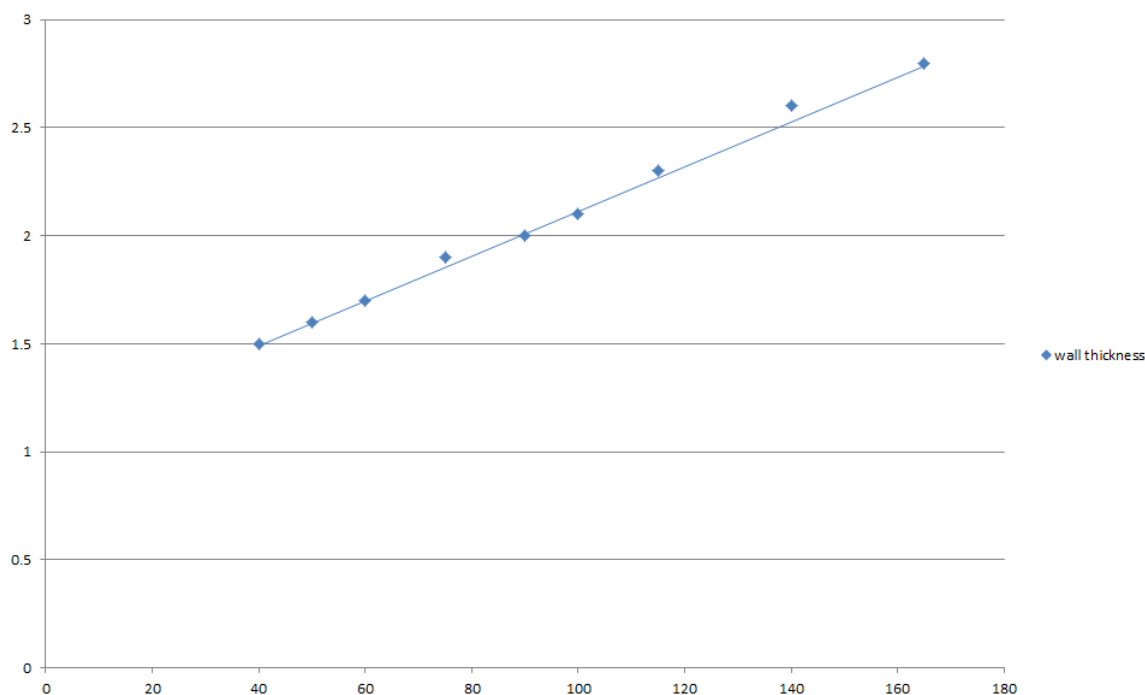
Sika Norge AS
Sanitetsveien 1,
NO-2013 SKJETTEN, Norge

tlf. +47 67 06 79 00
www.sika.no

90 mm diameter/2-14.2 mm wall*			
100 mm diameter/2.1-14.2 mm wall*			
115 mm diameter/2.3-14.2 mm wall*			
140 mm diameter/2.6-14.2 mm wall*			
165 mm diameter/2.8-14.2 mm wall*			

* Typical pipe diameters shown, see below graph for intermediate sizes

Pipe diameter vs Wall thickness



Services	Wrap	Insulation	Classification
Mild or stainless steel pipes			
40 mm diameter/1.5-14.2 mm wall*	1 off 50 x 3.6mm SikaSeal-629 Fire Wrap+, fitted central	13-25 mm Elastomeric insulation minimum class B- s3,d0	E 180 C/U, EI 60 C/U
50 mm diameter/1.8-14.2 mm wall*			
60 mm diameter/2-14.2 mm wall*			
75 mm diameter/2.3-14.2 mm wall*			
90 mm diameter/2.7-14.2 mm wall*			
100 mm diameter/2.9-14.2 mm wall*			
115 mm diameter/3.3-14.2 mm wall*			
140 mm diameter/3.9-14.2 mm wall*			

Ytelseserklæring
Sikacrete-630 Fire+

20537727
2021.12 , ver. 1
1549

**FOR NÆRMERE
INFORMASJON:**

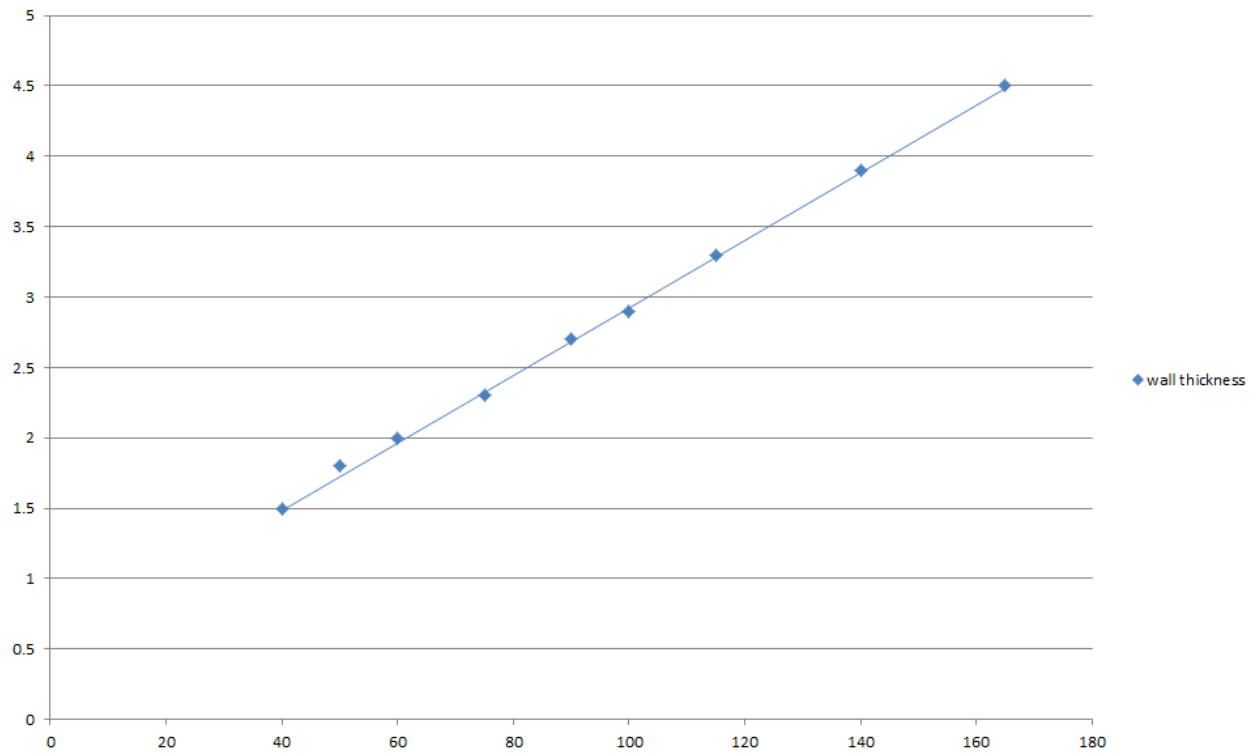
Sika Norge AS
Sanitetsveien 1,
NO-2013 SKJETTEN, Norge

tlf. +47 67 06 79 00
www.sika.no

165 mm diameter/4.5-14.2 mm wall*			
-----------------------------------	--	--	--

* Typical pipe diameters shown, see below graph for intermediate sizes

Pipe diameter vs Wall thickness



Ytelseserklæring
Sikacrete-630 Fire+

20537727
2021.12 , ver. 1
1549

**FOR NÆRMERE
INFORMASJON:**

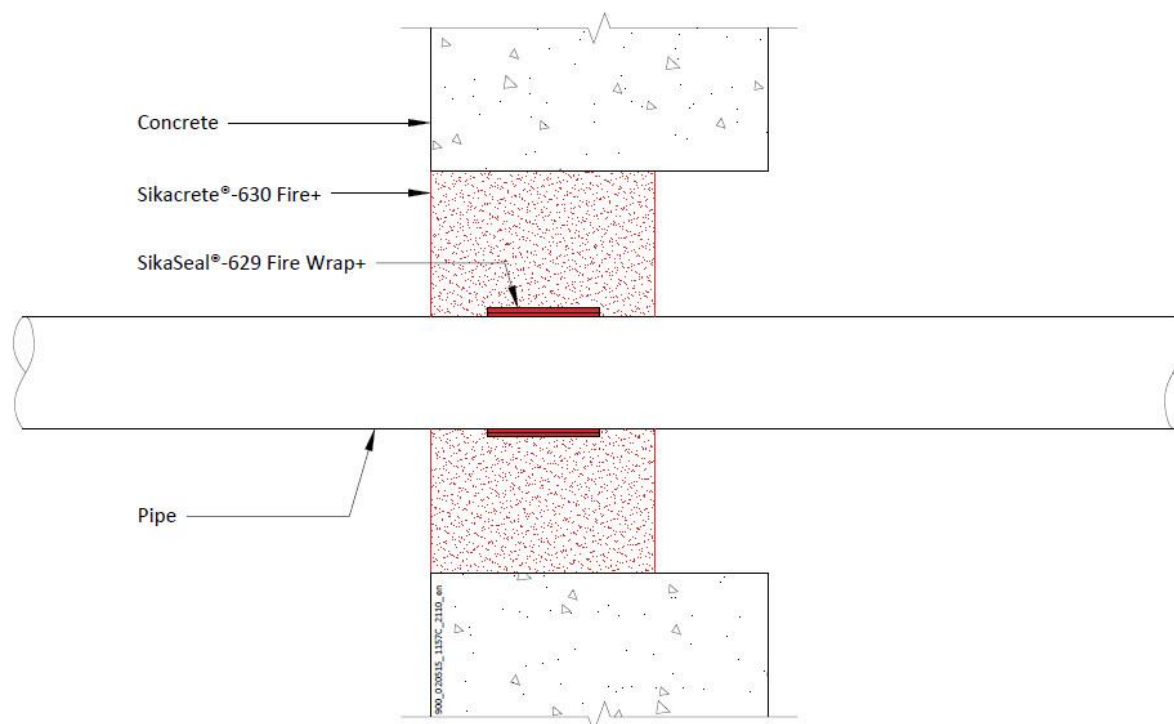
Sika Norge AS
Sanitetsveien 1,
NO-2013 SKJETTEN, Norge

tlf. +47 67 06 79 00
www.sika.no

A.1.6 Pipe penetration seal with 100 mm deep Sikacrete-630 Fire+

Penetration Seal: plastic pipes fitted at any position within the aperture (min. separation 10 mm from seal edges), with min. 100 mm Sikacrete-630 Fire+ to either side of the wall. SikaSeal-629 Fire Wrap+ are required to be centrally within the seal. Maximum seal size as section 2. 4).

Construction details:



A.1.6.1 Single side penetration seal with pipes

Services	Wrap	Insulation	Classification
PVC-U pipes according to EN 1329-1, EN 1452-2 and EN 1453-1, PVC-C according to EN 1566-1			
315 mm diameter/9.2 mm wall	1 off 75 x 18 mm SikaSeal-629 Fire Wrap+, fitted central	None	EI 120 C/C

Ytelseserklæring
Sikacrete-630 Fire+

20537727
2021.12 , ver. 1
1549

FOR NÆRMERE INFORMASJON:

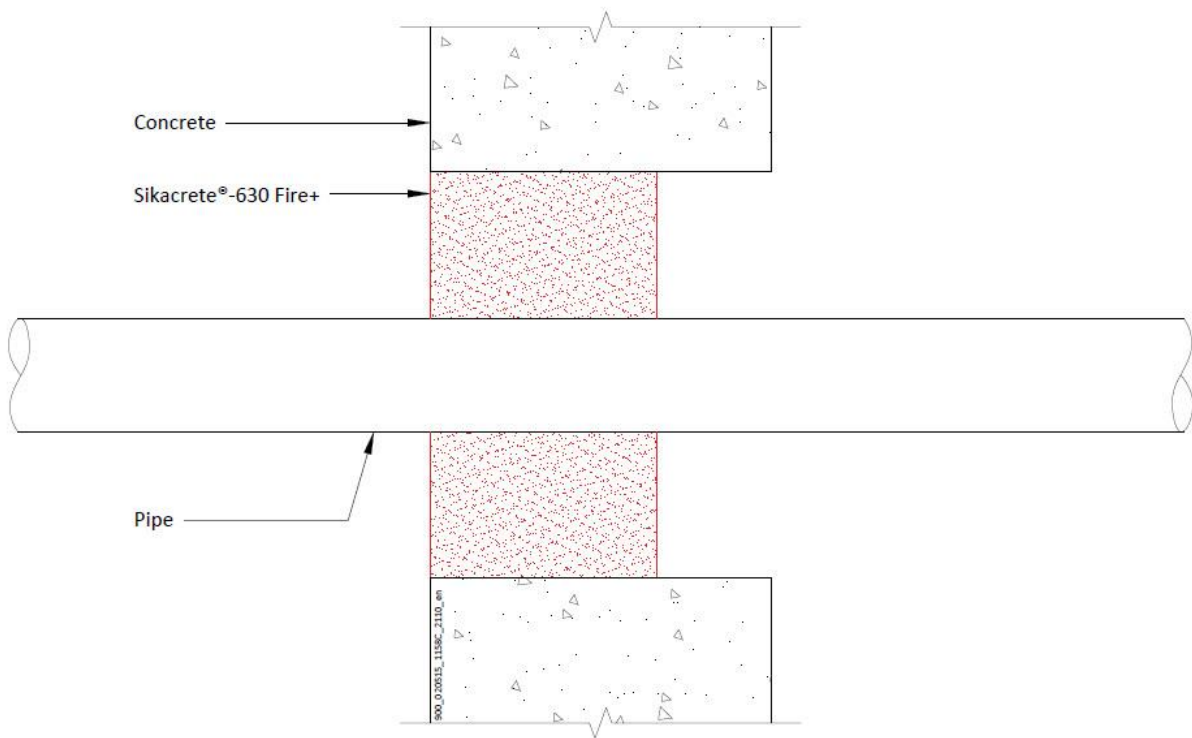
Sika Norge AS
Sanitetsveien 1,
NO-2013 SKJETTEN, Norge

tlf. +47 67 06 79 00
www.sika.no

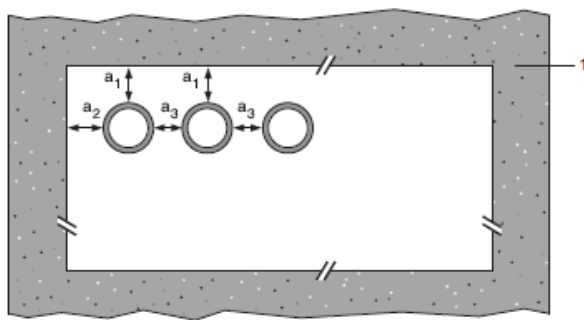
A.1.7 Pipe penetration seal with 100 mm deep Sikacrete-630 Fire+

Penetration Seal: Combustible pipes sealed with Sikacrete-630 Fire+, to either side of the wall. Minimum separation between pipes of 30 mm (a_3) and from seal edges 30 mm (a_1 & a_2). Maximum seal size as section 2. 4).

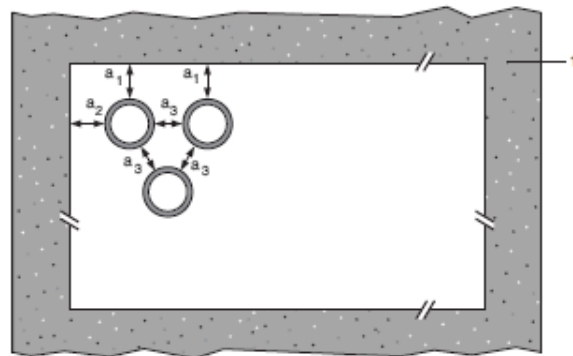
Construction details:



Configuration 1



Configuration 2



Key

- 1 Supporting construction
- a1 Pipe / top edge of seal separation
- a2 Pipe / side edge of seal separation
- a3 Pipe / pipe separation

Ytelseserklæring
Sikacrete-630 Fire+

20537727
2021.12 , ver. 1
1549

**FOR NÆRMERE
INFORMASJON:**

Sika Norge AS
Sanitetsveien 1,
NO-2013 SKJETTEN, Norge

tlf. +47 67 06 79 00
www.sika.no

Ytelseserklæring
Sikacrete-630 Fire+

20537727
2021.12 , ver. 1
1549

136/242

**FOR NÆRMERE
INFORMASJON:**

Sika Norge AS
Sanitetsveien 1,
NO-2013 SKJETTEN, Norge

tlf. +47 67 06 79 00
www.sika.no

BUILDING TRUST



A.1.7.1 Single side penetration seal with pipes

Services	Seal Depth, minimum	Permitted configuration for seal separation	Classification
PVC-U pipes according to EN 1329-1, EN 1452-2 and EN 1453-1^, PVC-C according to EN 1566-1			
Diameter up to 32 mm, wall thickness 1.6 – 2.4 mm	100 mm	1 & 2	EI 120 U/C, C/C
PE pipes according to EN 1519-1, EN 12201-2 and EN 12006-1 [§] , ABS according to EN 1455-1 and pipes made from SAN+PVC according to EN 1565-1			
Diameter up to 32 mm, wall thickness 1.8 – 3.0 mm	100 mm	1 & 2	EI 120 U/C, C/C
PP pipes according to EN 1852-1: 2009			
Diameter up to 32 mm, wall thickness 1.9 – 4.4 mm	100 mm	1 & 2	EI 120 U/C, C/C

Ytelseserklæring
Sikacrete-630 Fire+

20537727
2021.12 , ver. 1
1549

FOR NÆRMERE INFORMASJON:

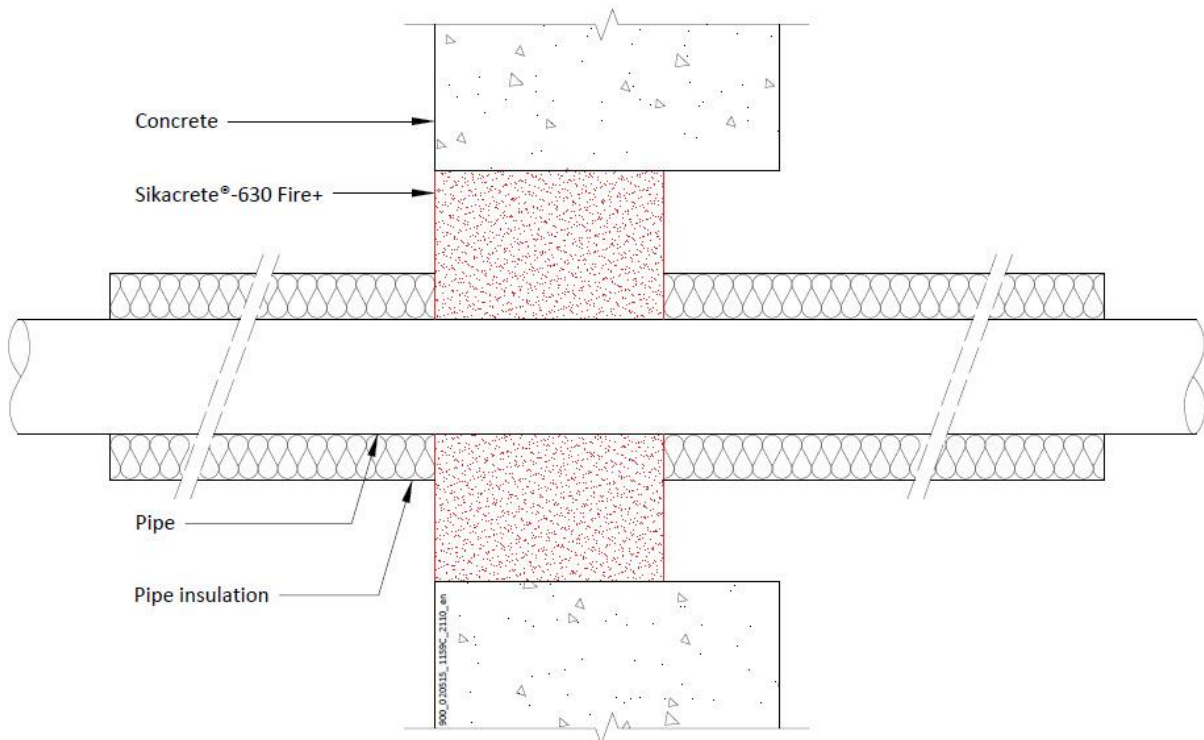
Sika Norge AS
Sanitetsveien 1,
NO-2013 SKJETTEN, Norge

tlf. +47 67 06 79 00
www.sika.no

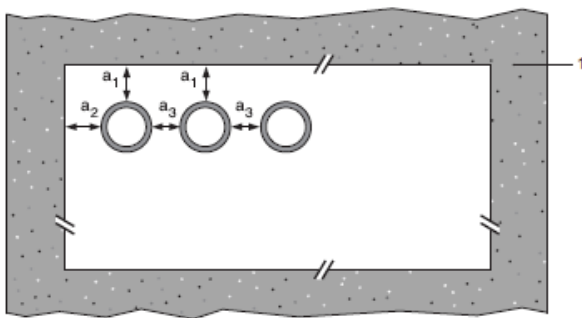
A.1.8 Pipe penetration seal with 100 mm deep Sikacrete-630 Fire+

Penetration Seal: 1000 mm (min.) LI (Local Interrupted) or CI (Continuous Interrupted) insulated metallic pipes fitted at any position within the aperture (min. separation 20 mm from seal edges, with min. 100 mm Sikacrete-630 Fire+ to either sides of the wall (or any position in between))

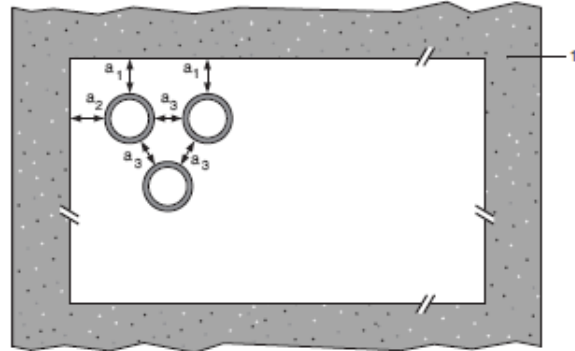
Construction details:



Configuration 1



Configuration 2



Key

- 1 Supporting construction
- a1 Pipe / top edge of seal separation
- a2 Pipe / side edge of seal separation
- a3 Pipe / pipe separation

Ytelseserklæring
Sikacrete-630 Fire+

20537727
2021.12 , ver. 1
1549

**FOR NÆRMERE
INFORMASJON:**

Sika Norge AS
Sanitetsveien 1,
NO-2013 SKJETTEN, Norge

tlf. +47 67 06 79 00
www.sika.no

Ytelseserklæring
Sikacrete-630 Fire+

20537727
2021.12 , ver. 1
1549

139/242

**FOR NÆRMERE
INFORMASJON:**

Sika Norge AS
Sanitetsveien 1,
NO-2013 SKJETTEN, Norge

tlf. +47 67 06 79 00
www.sika.no

BUILDING TRUST

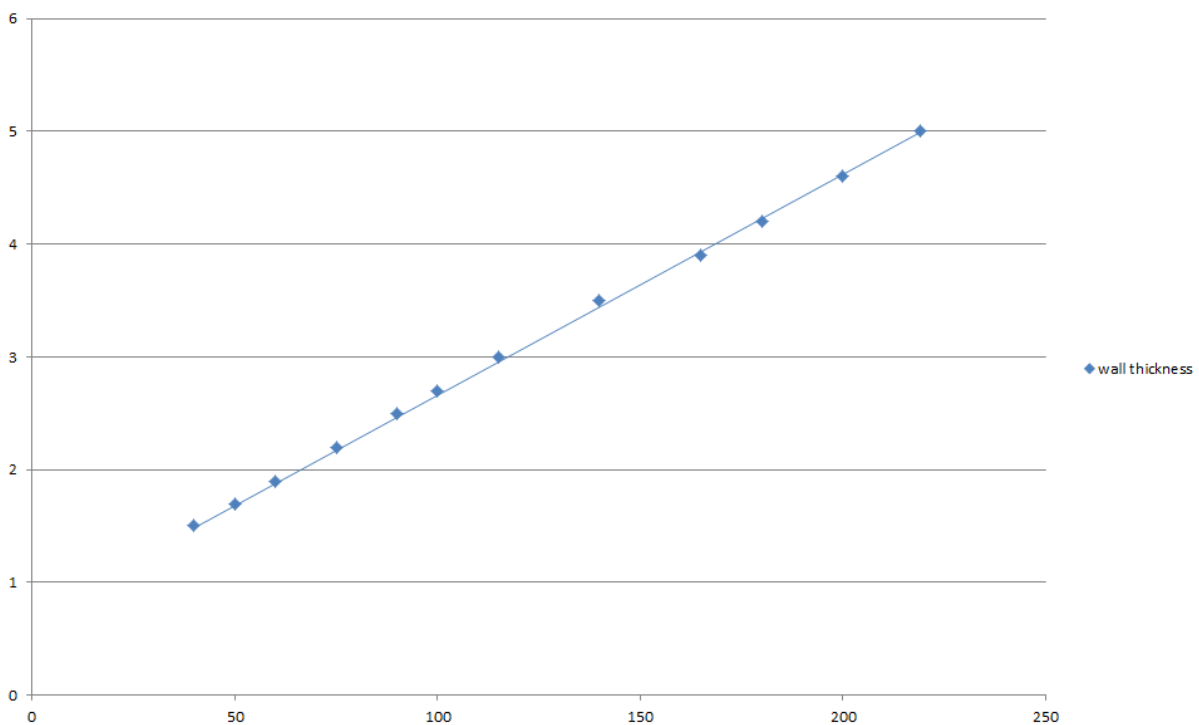


A.1.8.1 Single side penetration seal with pipes

Services	Maximum aperture	Insulation, minimum thickness and density	Classification
Mild or stainless steel pipes			
40 mm diameter/1.5-14.2 mm wall*	As section 2. 4)	20 mm Stone wool insulation 80 kg/m ³	EI 240 C/U
40 mm diameter/1.5-14.2 mm wall*		30 mm Stone wool insulation 80 kg/m ³	E 240 C/U, EI 120 C/U
50 mm diameter/1.7-14.2 mm wall*			
60 mm diameter/1.9-14.2 mm wall*			
75 mm diameter/2.2-14.2 mm wall*			
90 mm diameter/2.5-14.2 mm wall*			
100 mm diameter/2.7-14.2 mm wall*			
115 mm diameter/3-14.2 mm wall*			
140 mm diameter/3.5-14.2 mm wall*			
165 mm diameter/ 3.9-14.2 mm wall*			
180 mm diameter/ 4.2-14.2 mm wall*			
200 mm diameter/ 4.6-14.2 mm wall*			
219 mm diameter/ 5.0-14.2 mm wall*			

* Typical pipe diameters shown, see below graph for intermediate sizes

Pipe diameter vs Wall thickness



Ytelseserklæring
Sikacrete-630 Fire+

20537727
2021.12 , ver. 1
1549

**FOR NÆRMERE
INFORMASJON:**

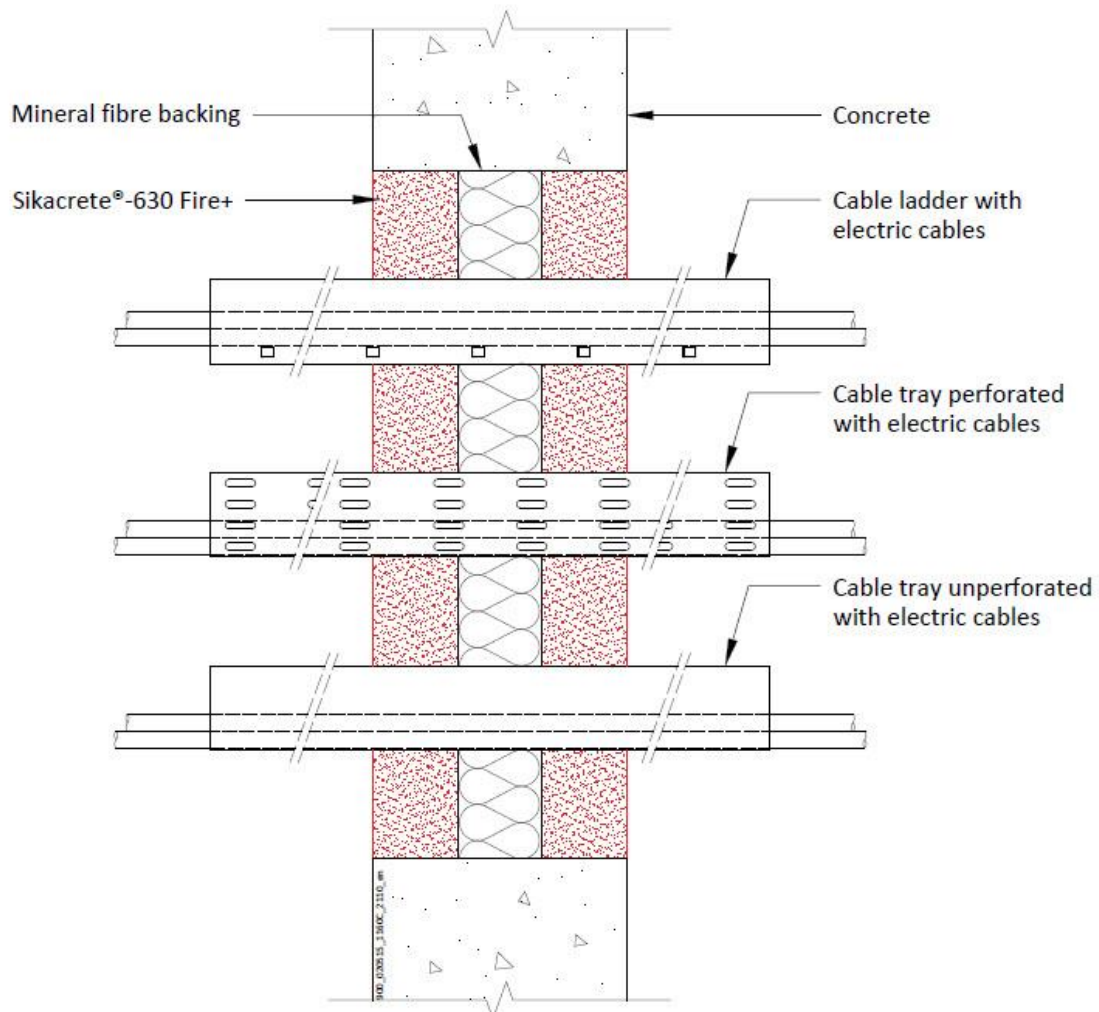
Sika Norge AS
Sanitetsveien 1,
NO-2013 SKJETTEN, Norge

tlf. +47 67 06 79 00
www.sika.no

A.1.9 Pipe penetration seal with 50 mm deep Sikacrete-630 Fire+ to both faces

Penetration Seal: Cables fitted with Sikacrete-630 Fire+ to both sides of the wall, backed with stone wool insulation board min. 150kg/m³. Maximum seal size as section 2. 4) and minimum separation between cables and the edge of the seal of 30 mm.

Construction details:



A.1.9.1 Single side penetration seal with pipes

Services	Mortar depth	Backing	Insulation	Classification
Blank seals	Min. 50 mm	Min. 50 mm Stone wool min. 150 kg/m ³	None	EI 240
Electric cables up to 80 mm diameter, single or in a bundle.				E 240 EI 60
Steel cable trays and ladders up to 500 mm wide				

Ytelseserklæring
Sikacrete-630 Fire+

20537727
2021.12 , ver. 1
1549

FOR NÆRMERE INFORMASJON:

Sika Norge AS
Sanitetsveien 1,
NO-2013 SKJETTEN, Norge

tlf. +47 67 06 79 00
www.sika.no

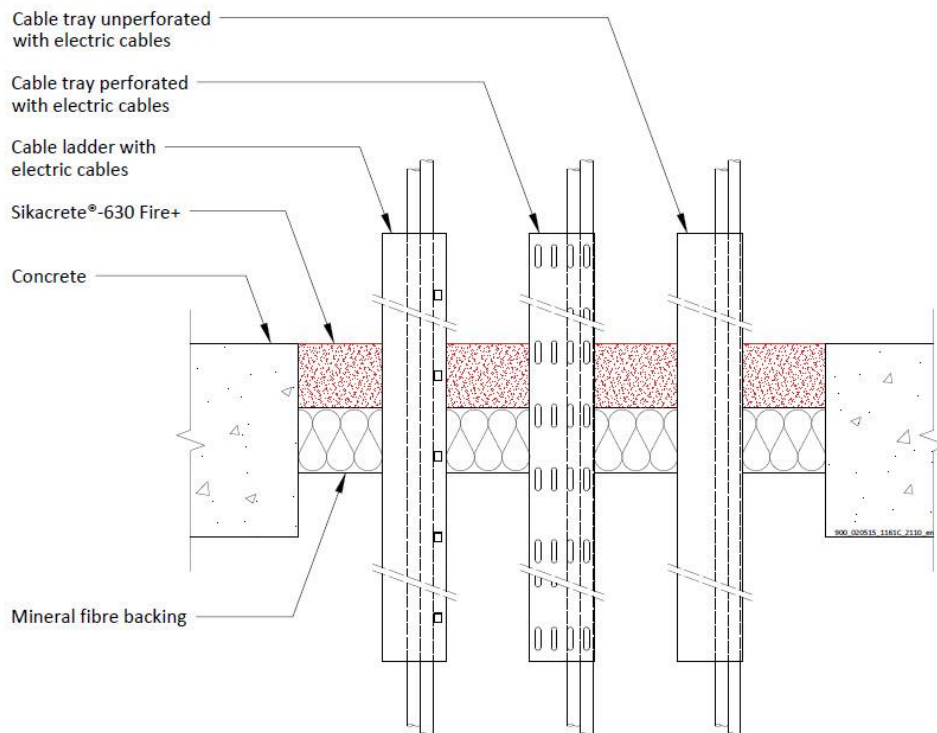
Telecoms cables up to 21 mm diameter, single or in a bundle up to 100 mm diameter				EI 60
Unsheathed wires up to 24 mm diameter				E 240 EI 120

A.2 Rigid floor constructions according to 1.2.1 with floor thickness of minimum 100 mm

A.2.1 Cable penetration seal with 50 mm deep Sikacrete-630 Fire+ backed with mineral fibre board

Penetration Seal: Cables fitted at any position within the aperture (min. separation 30 mm from seal edges), with min. 50 mm Sikacrete-630 Fire+ flush with the top of the floor, backed with min. 50 mm stone wool min. 150 kg/m³

Construction details:



A.2.1.1 Single side penetration seal with cables

Services	Maximum aperture	Classification
None (blank)	As section 2. 4)	EI 180
Single* electrical cables up to 21 mm Ø		E 180, EI 90
Electrical cables up to 21 mm Ø (single, bundled and on trays)		E 180, EI 60
Electrical cables up to 80 mm Ø (single, bundled and on trays)		E 90, EI 45

Ytelseserklæring
Sikacrete-630 Fire+

**FOR NÆRMERE
INFORMASJON:**

20537727
2021.12 , ver. 1
1549

Sika Norge AS
Sanitetsveien 1,
NO-2013 SKJETTEN, Norge

tlf. +47 67 06 79 00
www.sika.no

Cables up to 21mm Ø in tied bundles up to 100mm Ø		EI 180
Steel cable trays & ladders		E 90, EI 60
Non-sheathed wires up to 17 mm Ø		E 180, EI 60
Non-sheathed wires up to 24 mm Ø		E 180, EI 30
PVC conduits up to 16 mm Ø		EI 180 C/U, EI 180 C/C

* To be separated by at least 30 mm

Ytelseserklæring
Sikacrete-630 Fire+

20537727
2021.12 , ver. 1
1549

**FOR NÆRMERE
INFORMASJON:**

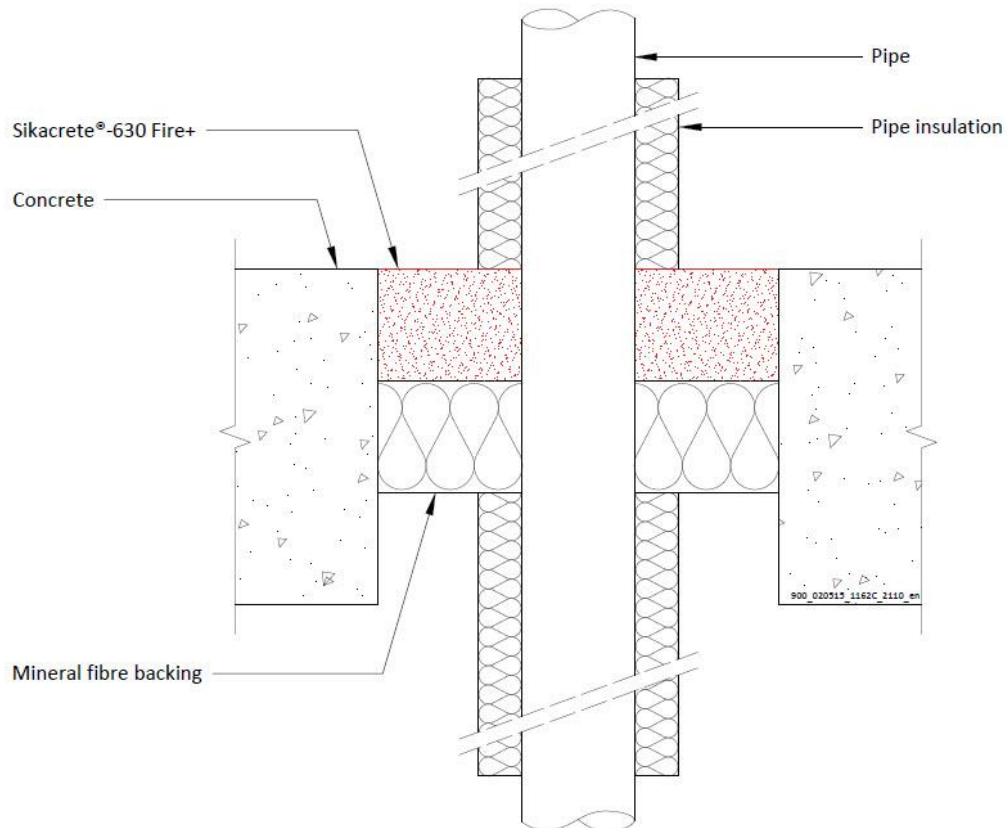
Sika Norge AS
Sanitetsveien 1,
NO-2013 SKJETTEN, Norge

tlf. +47 67 06 79 00
www.sika.no

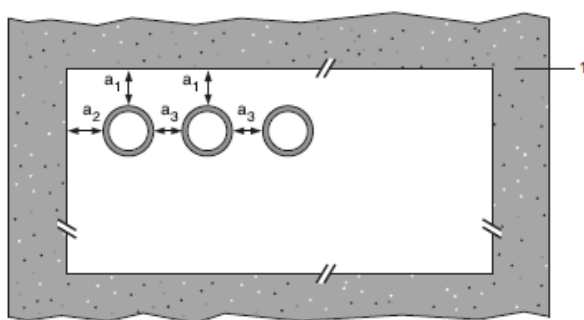
A.2.2 Pipe penetration seal with 50 mm deep Sikacrete-630 Fire+ backed with mineral fibre board

Penetration Seal: 1000 mm (min.) LI (Local Interrupted) or CI (Continuous Interrupted) insulated metallic pipes fitted at any position within the aperture (min. separation 30 mm from seal edges, with min. 50 mm Sikacrete-630 Fire+ flush with the top of floor, backed with min. 50 mm stone wool min. 150 kg/m³)

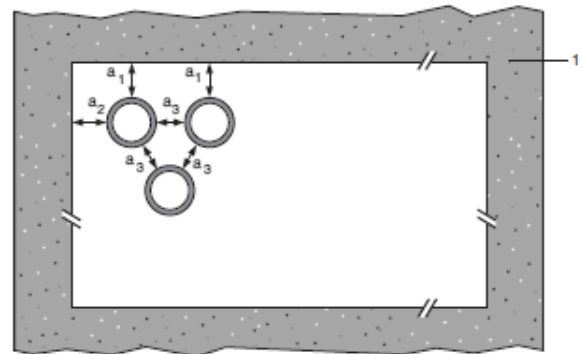
Construction details:



Configuration 1



Configuration 2



Key

- 1 Supporting construction
- a1 Pipe / top edge of seal separation
- a2 Pipe / side edge of seal separation

Ytelseserklæring
Sikacrete-630 Fire+

20537727
2021.12 , ver. 1
1549

**FOR NÆRMERE
INFORMASJON:**

Sika Norge AS
Sanitetsveien 1,
NO-2013 SKJETTEN, Norge

tlf. +47 67 06 79 00
www.sika.no

a3 Pipe / pipe separation

A.2.2.1 Single side penetration seal with pipes

Services	Maximum aperture	Insulation, minimum thickness and density	Classification
Copper or steel pipes up to 12 mm diameter/ 1-5 mm wall	70 x 70 mm	20 mm stone wool 80 kg/m ³	EI 240 C/C
Copper or steel pipes up to 54 mm diameter/ 1-14.2 mm wall	115 x 115 mm		E 240 C/C, EI 180 C/C
Copper or steel pipes up to 54 mm diameter/ 1-14.2 mm wall	As section 2. 4)		EI 180 C/C

Ytelseserklæring
Sikacrete-630 Fire+

20537727
2021.12 , ver. 1
1549

FOR NÆRMERE INFORMASJON:

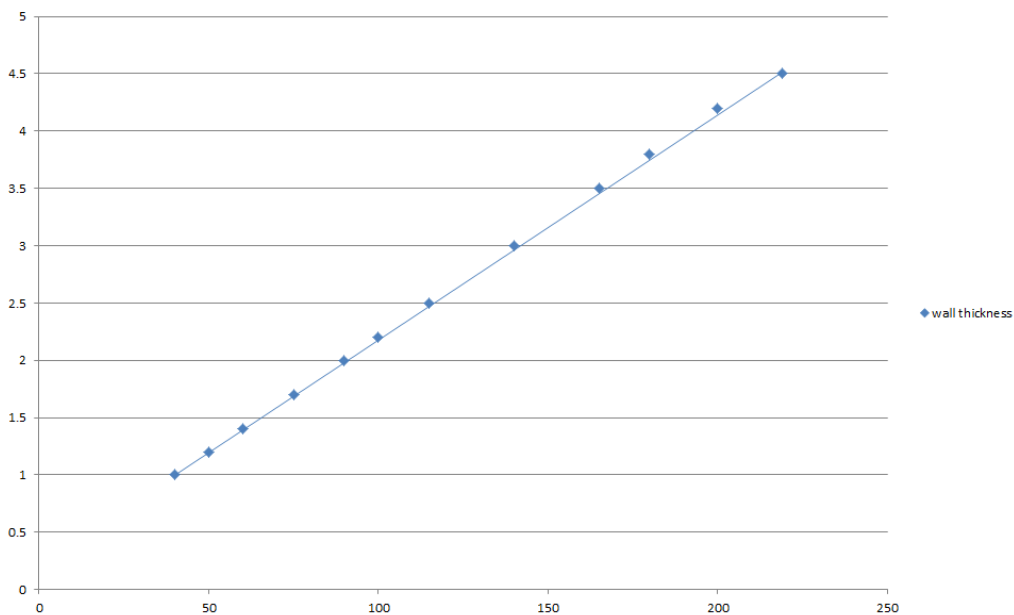
Sika Norge AS
Sanitetsveien 1,
NO-2013 SKJETTEN, Norge

tlf. +47 67 06 79 00
www.sika.no

Services	Maximum aperture	Insulation, minimum thickness and density	Classification
Mild or stainless steel pipes			
40 mm diameter/1-14.2 mm wall*	280 x 280 mm	20 mm Stone wool insulation 80 kg/m ³	EI 240 C/U
40 mm diameter/1-14.2 mm wall*		30 mm Stone wool insulation 80 kg/m ³	E 240 C/U, EI 90 C/U
50 mm diameter/1.2-14.2 mm wall*			
60 mm diameter/1.4-14.2 mm wall*			
75 mm diameter/1.7-14.2 mm wall*			
90 mm diameter/2-14.2 mm wall*			
100 mm diameter/2.2-14.2 mm wall*			
115 mm diameter/2.5-14.2 mm wall*			
140 mm diameter/3-14.2 mm wall*			
165 mm diameter/3.5-14.2 mm wall*			
180 mm diameter/3.8-14.2 mm wall*			
200 mm diameter/4.2-14.2 mm wall*			
219 mm diameter/4.5-14.2 mm wall*			

* Typical pipe diameters shown, see below graph for intermediate sizes

Pipe diameter vs Wall thickness



Ytelseserklæring
Sikacrete-630 Fire+

20537727
2021.12 , ver. 1
1549

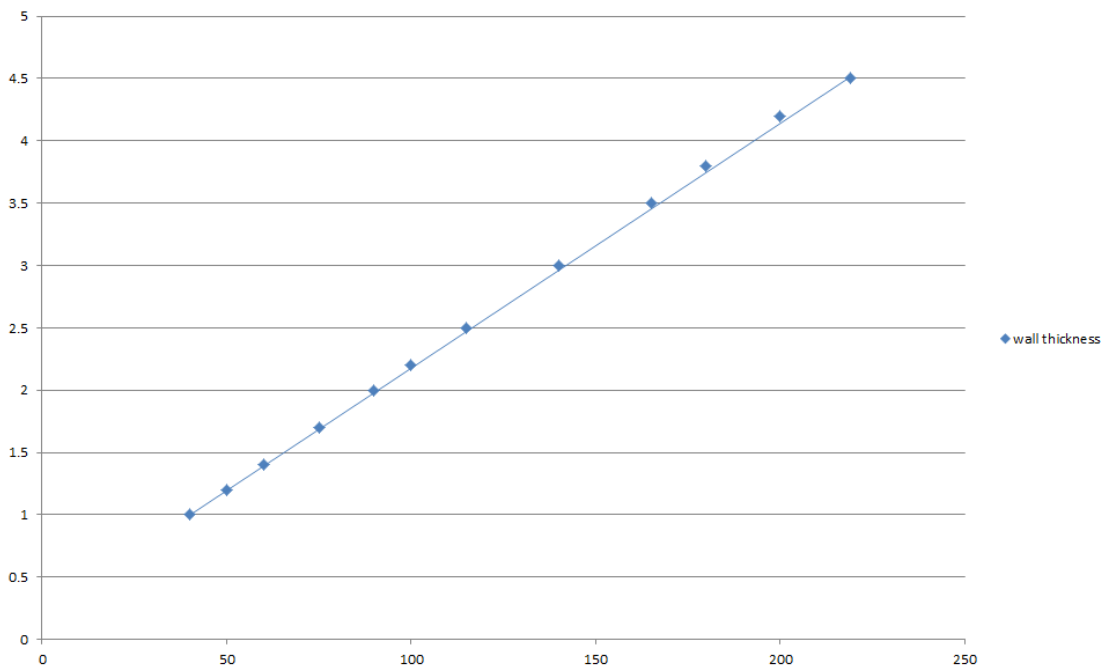
**FOR NÆRMERE
INFORMASJON:**

Sika Norge AS
Sanitetsveien 1,
NO-2013 SKJETTEN, Norge

tlf. +47 67 06 79 00
www.sika.no

Services	Maximum aperture	Insulation, minimum thickness and density	Classification
Mild or stainless steel pipes			
40 mm diameter/1-14.2 mm wall*	As section 2. 4)	20 mm Stone wool insulation 80 kg/m ³	EI 180 C/U
40 mm diameter/1-14.2 mm wall*			
50 mm diameter/1.2-14.2 mm wall*			
60 mm diameter/1.4-14.2 mm wall*			
75 mm diameter/1.7-14.2 mm wall*			
90 mm diameter/2-14.2 mm wall*			
100 mm diameter/2.2-14.2 mm wall*		30 mm Stone wool insulation 80 kg/m ³	E 180 C/U, EI 90 C/U
115 mm diameter/2.5-14.2 mm wall*			
140 mm diameter/3-14.2 mm wall*			
165 mm diameter/3.5-14.2 mm wall*			
180 mm diameter/3.8-14.2 mm wall*			
200 mm diameter/4.2-14.2 mm wall*			
219 mm diameter/4.5-14.2 mm wall*			

Pipe diameter vs Wall thickness



Ytelseserklæring
Sikacrete-630 Fire+

20537727
2021.12 , ver. 1
1549

**FOR NÆRMERE
INFORMASJON:**

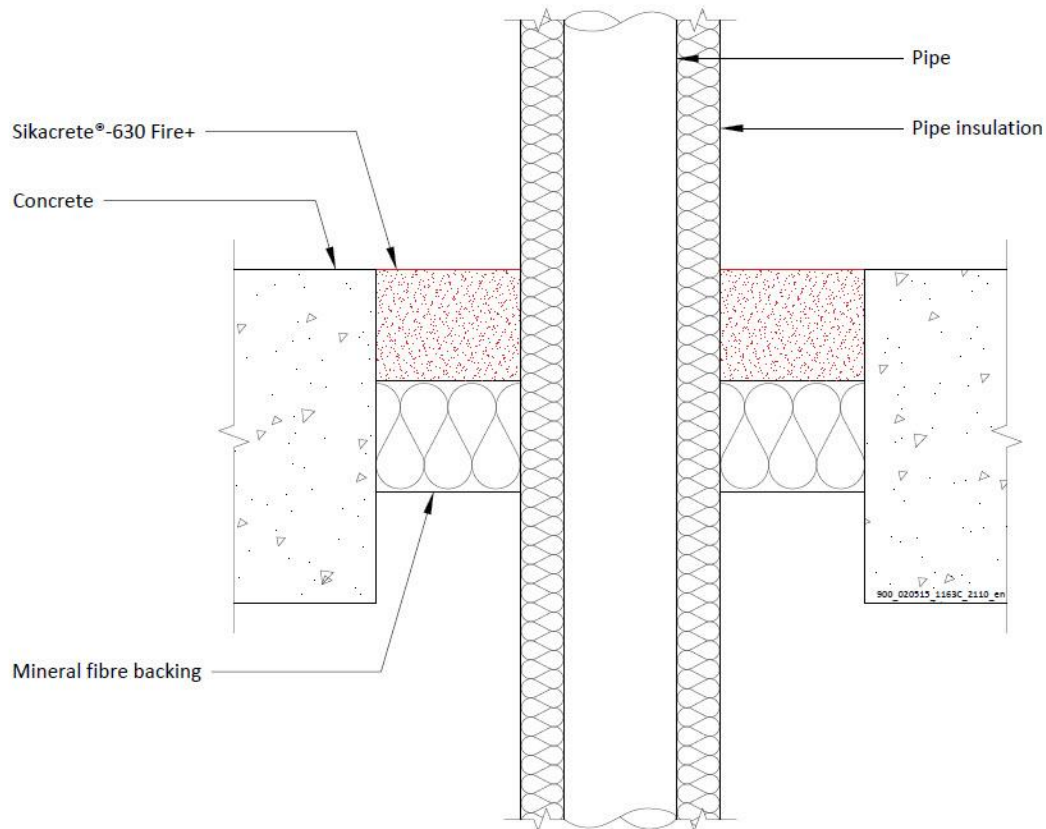
Sika Norge AS
Sanitetsveien 1,
NO-2013 SKJETTEN, Norge

tlf. +47 67 06 79 00
www.sika.no

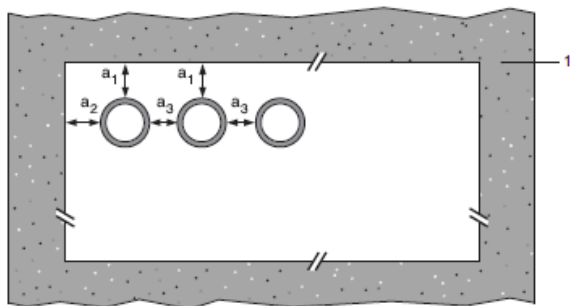
A.2.3 Pipe penetration seal with 50 mm deep Sikacrete-630 Fire+ backed with mineral fibre board

Penetration Seal: CS (Continuous Sustained) insulated metallic pipes fitted at any position within the aperture, with min. 50 mm Sikacrete-630 Fire+, backed with min. 50 mm stone wool min. 140 kg/m³ positioned at any height within the depth of the floor. Minimum separation between penetration seals and seal edges of 30 mm (configuration 1 & 2). Maximum aperture size as section 2. 4).

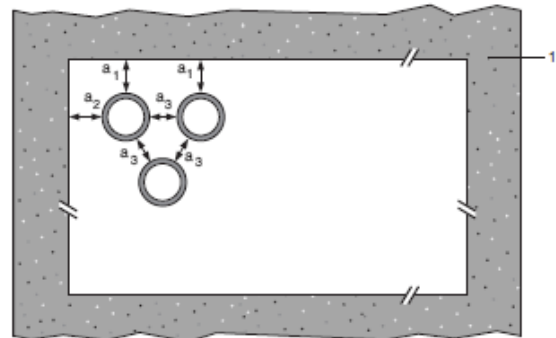
Construction details:



Configuration 1



Configuration 2



Key

1 Supporting construction

Ytelseserklæring
Sikacrete-630 Fire+

20537727
2021.12 , ver. 1
1549

**FOR NÆRMERE
INFORMASJON:**

Sika Norge AS
Sanitetsveien 1,
NO-2013 SKJETTEN, Norge

tlf. +47 67 06 79 00
www.sika.no

a1 Pipe / top edge of seal separation
a2 Pipe / side edge of seal separation
a3 Pipe / pipe separation

A.2.3.1

Mild or stainless steel pipes	Insulation	Classification
40 mm diameter/1-14.2 mm wall	20 mm thick stone, mineral wool min. 80 kg/m ³	EI 180 C/U (EI 240 C/U)*
40 mm diameter/1-14.2 mm wall*	30-80 mm thick stone, mineral wool min. 80 kg/m ³	
50 mm diameter/1.2-14.2 mm wall*		
60 mm diameter/1.4-14.2 mm wall*		
75 mm diameter/1.6-14.2 mm wall*		
90 mm diameter/1.9-14.2 mm wall*		
100 mm diameter/2.1-14.2 mm wall*		
115 mm diameter/2.4-14.2 mm wall*		
140 mm diameter/2.9-14.2 mm wall*		
165 mm diameter/ 3.4-14.2 mm wall*		
180 mm diameter/ 3.6-14.2 mm wall*		
200 mm diameter/ 4.0-14.2 mm wall*		
219 mm diameter/ 4.3-14.2 mm wall*		
250 mm diameter/ 5.0-14.2 mm wall*		
300 mm diameter/ 5.9-14.2 mm wall*		
324 mm diameter/ 6.35-14.2 mm wall*		
PEX pipe in pipe systems	Insulation	Classification
15 mm diameter x 2.5 mm wall inner /25mm diameter outer	None	EI 180 C/C (EI 240 C/C)*

* EI 240 in apertures up to a maximum of 550 x 1100 mm

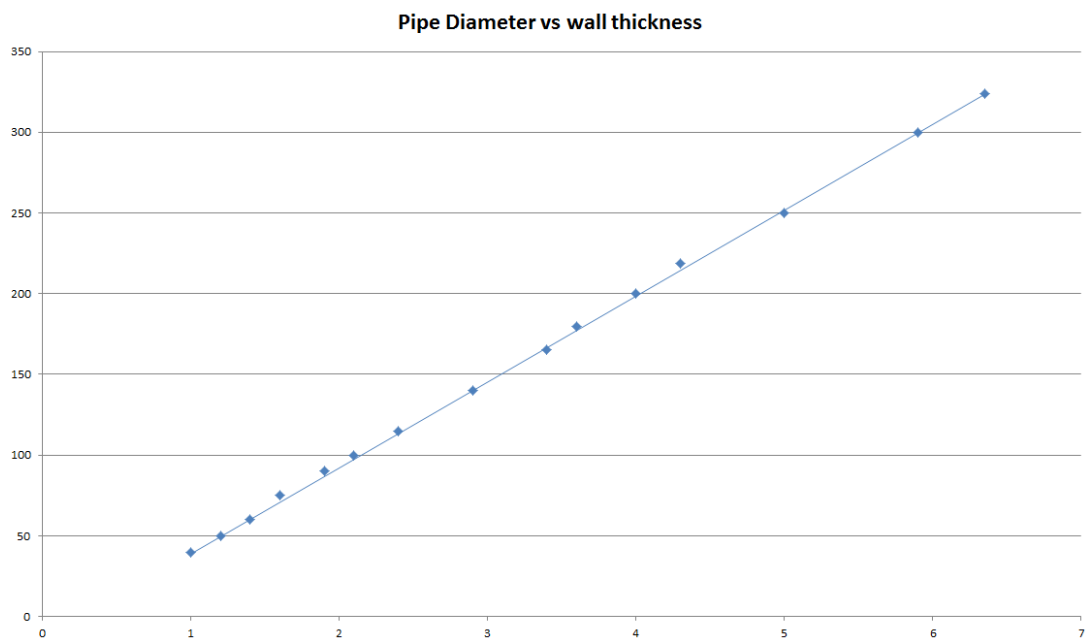
Ytelseserklæring
Sikacrete-630 Fire+

20537727
2021.12 , ver. 1
1549

FOR NÆRMERE INFORMASJON:

Sika Norge AS
Sanitetsveien 1,
NO-2013 SKJETTEN, Norge

tlf. +47 67 06 79 00
www.sika.no



A.2.4 Cable penetration seal with 100 mm deep Sikacrete-630 Fire+

<p>Penetration Seal: Cables fitted at any position within the aperture (min. separation 30 mm from seal edges), with min. 100 mm Sikacrete-630 Fire+ flush with the top of the floor</p>

<p>Construction details:</p>

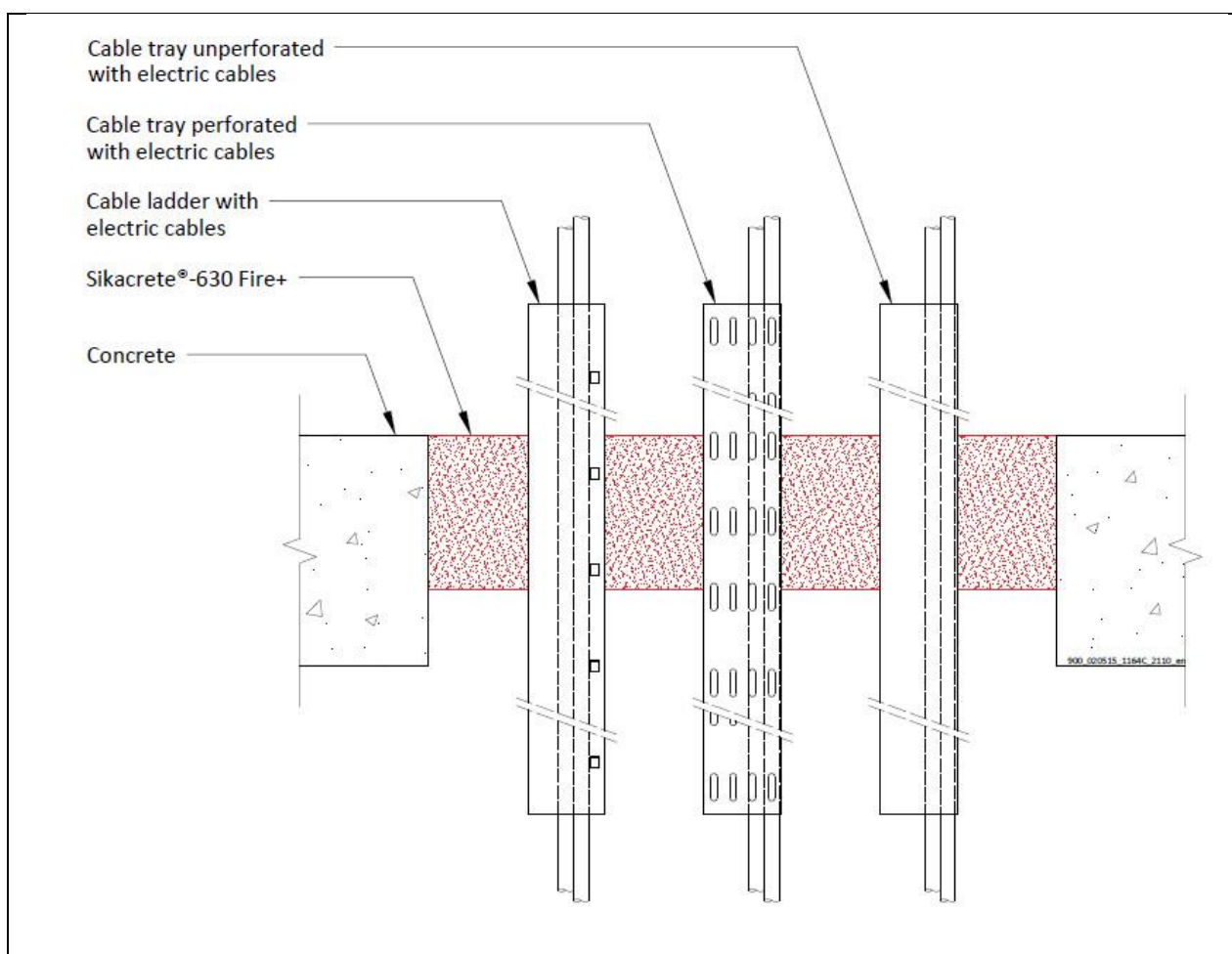
Ytelseserklæring
Sikacrete-630 Fire+

20537727
2021.12 , ver. 1
1549

FOR NÆRMERE INFORMASJON:

Sika Norge AS
Sanitetsveien 1,
NO-2013 SKJETTEN, Norge

tlf. +47 67 06 79 00
www.sika.no



A.2.4.1 Single side penetration seal with cables

Services	Maximum aperture	Classification
None (blank)	As section 2. 4)	EI 240
Electrical cables up to 50 mm Ø (single, bundled and on trays)		E 180, EI 60
Electrical cables up to 80 mm Ø (single, bundled and on trays)		E 120, EI 60
Cables up to 21mm Ø in tied bundles up to 100mm Ø		E 180, EI 120
Steel cable trays & ladders		E 120, EI 60
Non-sheathed cables up to 17 mm Ø		E 180, EI 90
Non-sheathed cables up to 24 mm Ø		E 180, EI 20
PVC conduits up to 16 mm Ø		EI 180 C/U, EI 180 C/C

Ytelseserklæring
Sikacrete-630 Fire+

20537727
2021.12 , ver. 1
1549

FOR NÆRMERE INFORMASJON:

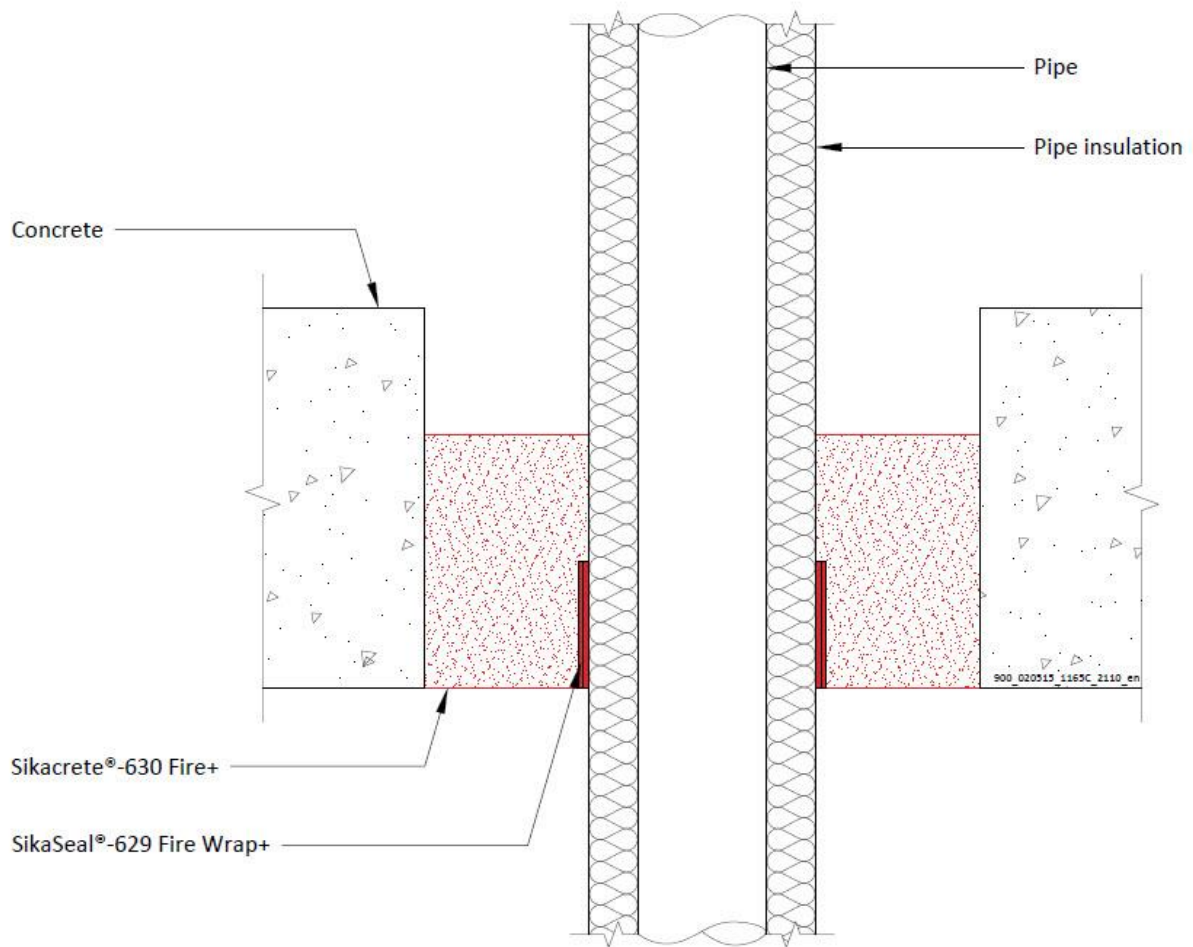
Sika Norge AS
Sanitetsveien 1,
NO-2013 SKJETTEN, Norge

tlf. +47 67 06 79 00
www.sika.no

A.2.5 Pipe penetration seal with 100 mm deep Sikacrete-630 Fire+

Penetration Seal: CS (Continuous Sustained) insulated metallic pipes fitted at any position within the aperture (min. separation 25 mm from seal edges and 30 mm from other services), with min. 100 mm Sikacrete-630 Fire+ at any position within the floor. SikaSeal-629 Fire Wrap+ are required to be fitted around combustible pipe insulation. Maximum seal size as section 2. 4).

Construction details:



Ytelseserklæring
Sikacrete-630 Fire+

20537727
2021.12 , ver. 1
1549

FOR NÆRMERE INFORMASJON:

Sika Norge AS
Sanitetsveien 1,
NO-2013 SKJETTEN, Norge

tlf. +47 67 06 79 00
www.sika.no

A.2.5.1 Single side penetration seal with pipes

Services	Wrap	Insulation	Classification
Copper and steel pipes			
12 mm diameter/1 mm wall	50 x 3.6 mm SikaSeal-629 Fire Wrap+ fitted to the soffit	9 mm Elastomeric insulation minimum class B-s3,d0 or foil faced Phenolic Foam insulation	EI 240 C/C
12-54 mm diameter/1-1.2 mm wall		13-25 mm Elastomeric insulation minimum class B-s3,d0 or foil faced Phenolic Foam insulation	E 240 C/C, EI 60 C/C
Alupex pipes			
16 mm diameter/2.25 mm wall	50 x 3.6 mm SikaSeal-629 Fire Wrap+ fitted to the soffit	9 mm Elastomeric insulation minimum class B-s3,d0 or foil faced Phenolic Foam insulation	EI 240 C/C
16 mm diameter/2.25 mm wall		9-13 mm Elastomeric insulation minimum class B-s3,d0 or foil faced Phenolic Foam insulation	E 240 C/C, EI 90 C/C
20 mm diameter/2.5 mm wall			
26 mm diameter/3 mm wall			
32 mm diameter/3 mm wall			
40 mm diameter/3.5 mm wall			
50 mm diameter/4 mm wall			
63 mm diameter/4.5 mm wall		13-25 mm Elastomeric insulation minimum class B-s3,d0 or foil faced Phenolic Foam insulation	E 180 C/C, EI 90 C/C
75 mm diameter/4.7 mm wall			
16 mm diameter/2.25 mm wall			
20 mm diameter/2.5 mm wall			
26 mm diameter/3 mm wall			
32 mm diameter/3 mm wall			
40 mm diameter/3.5 mm wall			
50 mm diameter/4 mm wall			
63 mm diameter/4.5 mm wall			
75 mm diameter/4.7 mm wall			

Ytelseserklæring
Sikacrete-630 Fire+

20537727
2021.12 , ver. 1
1549

FOR NÆRMERE INFORMASJON:

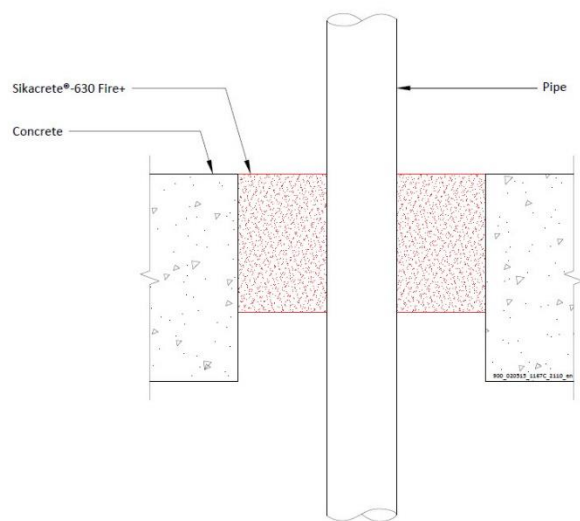
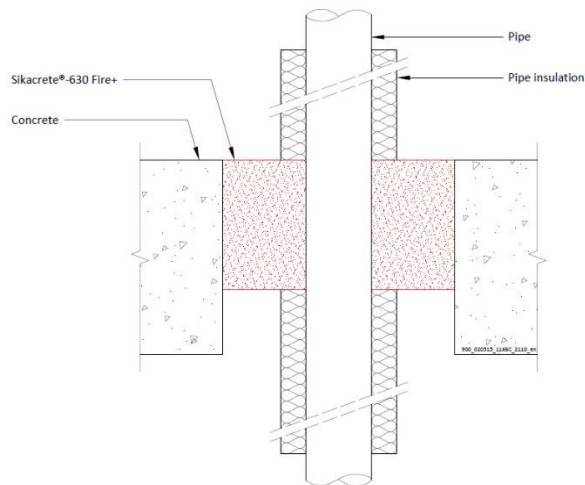
Sika Norge AS
Sanitetsveien 1,
NO-2013 SKJETTEN, Norge

tlf. +47 67 06 79 00
www.sika.no

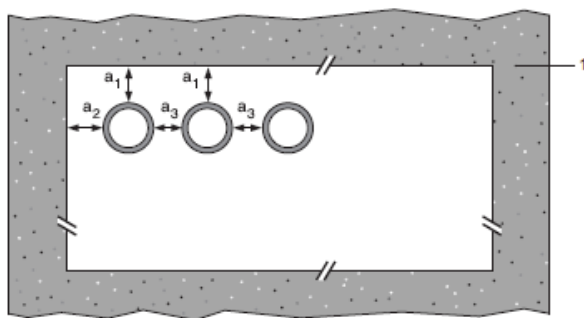
A.2.6 Pipe penetration seal with Sikacrete-630 Fire+

Penetration Seal: 1000 mm (min.)* LI (Local Interrupted) or CI (Continuous Interrupted) insulated and non-insulated metallic and composite pipes fitted at any position within the aperture (min. separation 30 mm from seal edges), with Sikacrete-630 Fire+ to either surface of the floor or anywhere between. Maximum seal size as section 2. 4).

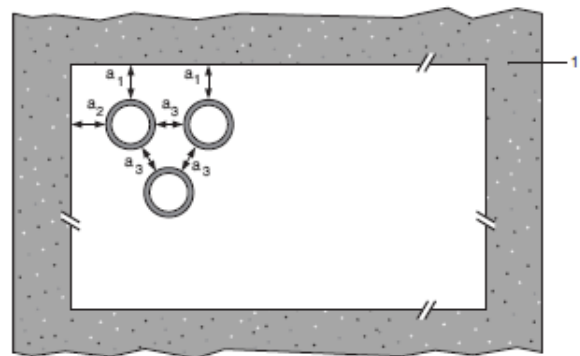
Construction details:



Configuration 1



Configuration 2



Key

- 1 Supporting construction
- a1 Pipe / top edge of seal separation
- a2 Pipe / side edge of seal separation
- a3 Pipe / pipe separation

Ytelseserklæring
Sikacrete-630 Fire+

20537727
2021.12 , ver. 1
1549

**FOR NÆRMERE
INFORMASJON:**

Sika Norge AS
Sanitetsveien 1,
NO-2013 SKJETTEN, Norge

tlf. +47 67 06 79 00
www.sika.no

A.2.6.1 Single side penetration seal with pipes

Services	Minimum mortar depth and floor thickness	Insulation	Classification
Up to 16 mm diameter steel pipes 1.5-7 mm wall	100 mm	None	E 240 C/C, EI 120 C/C
Up to 63.5 mm diameter steel pipes 1.6-14.2 mm wall	150 mm		E 180 C/U, EI 90 C/U
Up to 12 mm diameter Copper and steel pipes 0.7-1.5 mm wall	120 mm		E 240 C/C, EI 180 C/C
Up to 54 mm diameter Copper and steel pipes 1.5-14.2 mm wall	100 mm		E 120 C/C, EI 20 C/C
75 mm Alupex composite pipes with 4.6 mm wall	100 mm	None	E 240 U/C, EI 20 U/C

Services	Minimum mortar depth and floor thickness	Insulation, minimum thickness and density	Classification
Mild or stainless steel pipes	100 mm	20 mm Stone wool insulation 80 kg/m ³	EI 240 C/U
40 mm diameter/1.5-14.2 mm wall*		30 mm Stone wool insulation 80 kg/m ³	E 240 C/U, EI 120 C/U
40 mm diameter/1.5-14.2 mm wall*			
50 mm diameter/1.7-14.2 mm wall*			
60 mm diameter/1.8-14.2 mm wall*			
75 mm diameter/2.1-14.2 mm wall*			
90 mm diameter/2.3-14.2 mm wall*			
100 mm diameter/2.5-14.2 mm wall*			
115 mm diameter/2.8-14.2 mm wall*			
140 mm diameter/3.2-14.2 mm wall*			
165 mm diameter/ 3.6-14.2 mm wall*			
180 mm diameter/ 3.9-14.2 mm wall*			
200 mm diameter/ 4.2-14.2 mm wall*			
219 mm diameter/ 4.5-14.2 mm wall*			

* Typical pipe diameters shown, see below graph for intermediate sizes

Ytelseserklæring
Sikacrete-630 Fire+

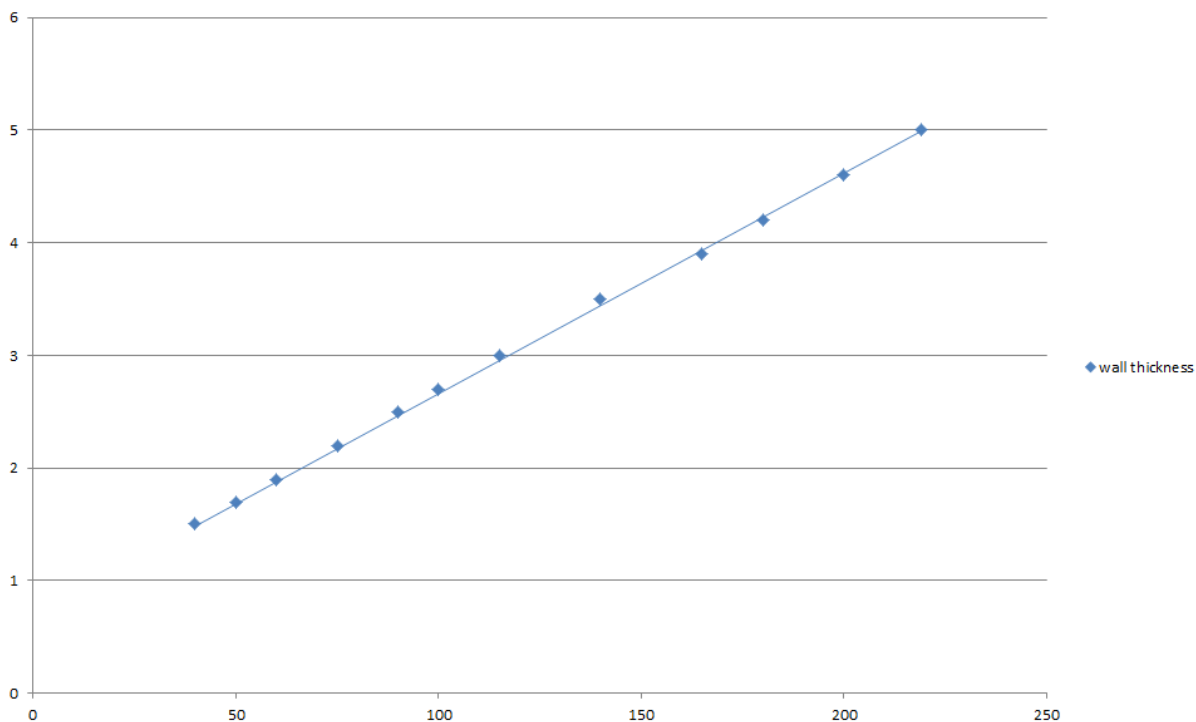
20537727
2021.12 , ver. 1
1549

FOR NÆRMERE INFORMASJON:

Sika Norge AS
Sanitetsveien 1,
NO-2013 SKJETTEN, Norge

tlf. +47 67 06 79 00
www.sika.no

Pipe diameter vs Wall thickness



Ytelseserklæring
Sikacrete-630 Fire+

20537727
2021.12 , ver. 1
1549

**FOR NÆRMERE
INFORMASJON:**

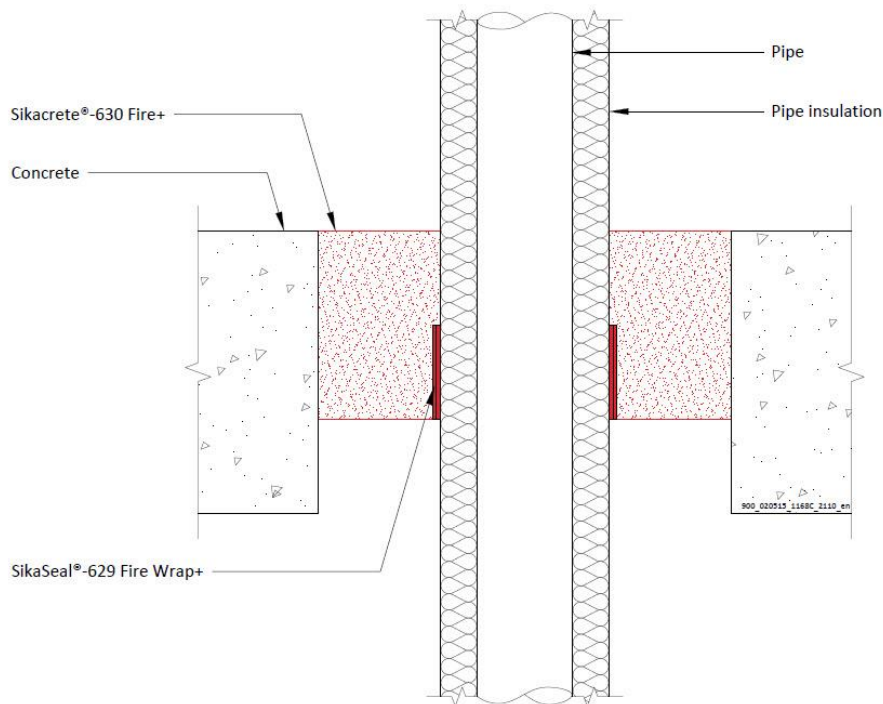
Sika Norge AS
Sanitetsveien 1,
NO-2013 SKJETTEN, Norge

tlf. +47 67 06 79 00
www.sika.no

A.2.7 Pipe penetration seal with 100 mm deep Sikacrete-630 Fire+

Penetration Seal: CS (Continuous Sustained) insulated metallic pipes fitted at any position within the aperture (min. separation 30 mm from seal edges and 30 mm from other services), with min. 100 mm Sikacrete-630 Fire+ to the top surface of the floor. SikaSeal-629 Fire Wrap+ are required to be fitted around combustible pipe insulation. Maximum seal size as section 2. 4).

Construction details:



A.2.7.1 Single side penetration seal with pipes

Services	Wrap	Insulation	Classification
Mild or stainless steel pipes			
40 mm diameter/1.5-14.2 mm wall	1 off 50 x 1.8 mm SikaSeal-629 Fire Wrap+, fitted at soffit	13 mm Elastomeric insulation minimum class B-s3,d0 or foil faced Phenolic Foam insulation	EI 180 C/U
40 mm diameter/1.5-14.2 mm wall*		13 -19 mm Elastomeric insulation minimum class B-s3,d0 or foil faced Phenolic Foam insulation	E 180 C/U, EI 120 C/U
50 mm diameter/1.6-14.2 mm wall*			
60 mm diameter/1.7-14.2 mm wall*			
75 mm diameter/1.9-14.2 mm wall*			
90 mm diameter/2-14.2 mm wall*			
100 mm diameter/2.1-14.2 mm wall*			

Ytelseserklæring
Sikacrete-630 Fire+

20537727
2021.12 , ver. 1
1549

**FOR NÆRMERE
INFORMASJON:**

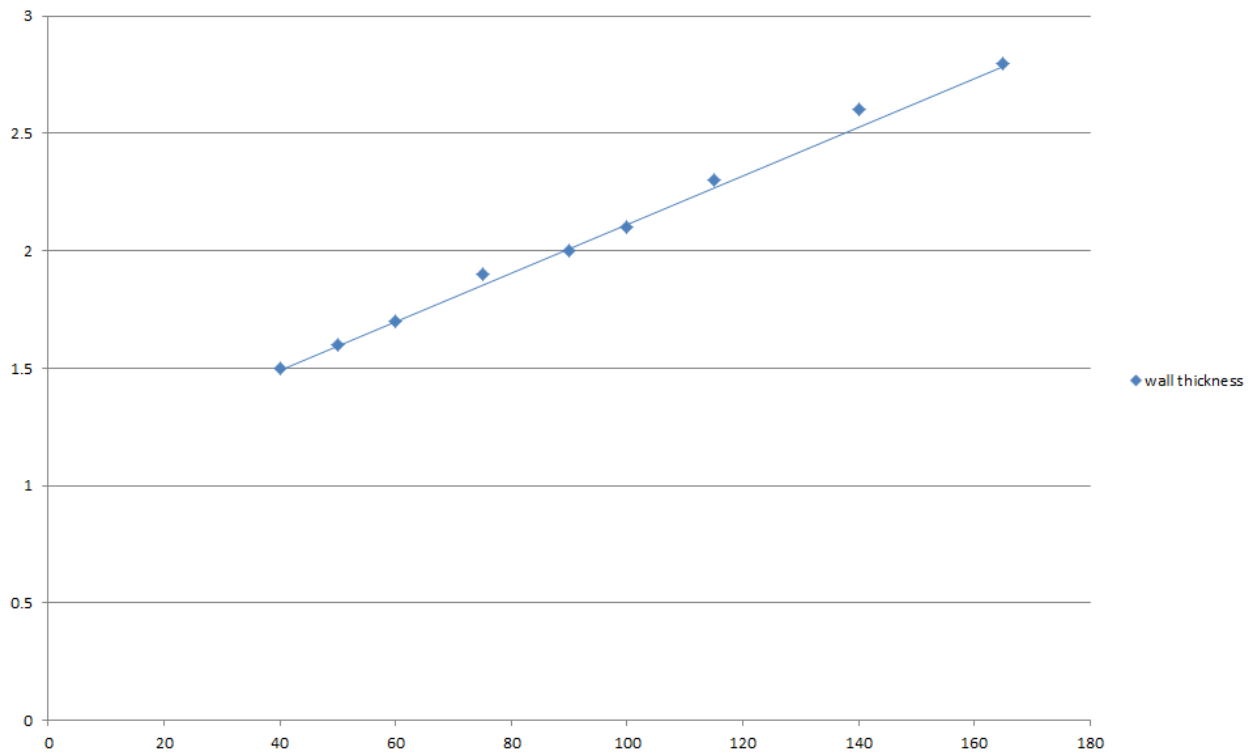
Sika Norge AS
Sanitetsveien 1,
NO-2013 SKJETTEN, Norge

tlf. +47 67 06 79 00
www.sika.no

115 mm diameter/2.3-14.2 mm wall*			
140 mm diameter/2.6-14.2 mm wall*			
165 mm diameter/2.8-14.2 mm wall*			

* Typical pipe diameters shown, see below graph for intermediate sizes

Pipe diameter vs Wall thickness



Ytelseserklæring
Sikacrete-630 Fire+

20537727
2021.12 , ver. 1
1549

**FOR NÆRMERE
INFORMASJON:**

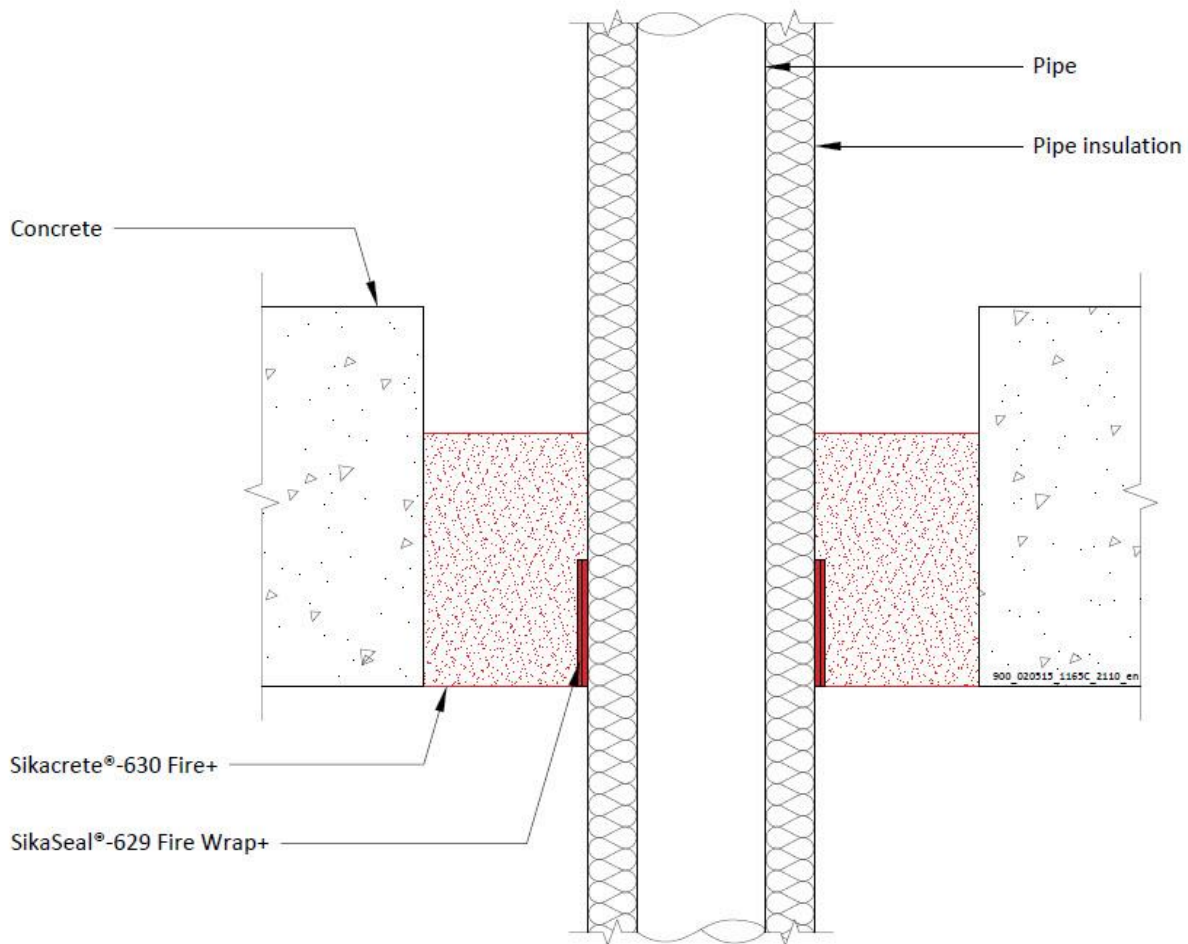
Sika Norge AS
Sanitetsveien 1,
NO-2013 SKJETTEN, Norge

tlf. +47 67 06 79 00
www.sika.no

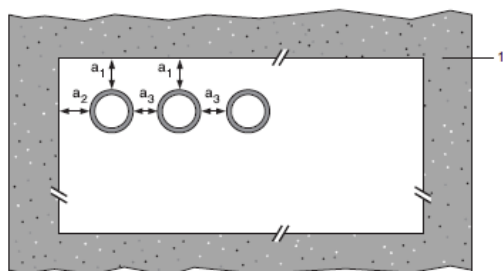
A.2.8 Pipe penetration seal with 100 mm deep Sikacrete-630 Fire+

Penetration Seal: CS (Continuous Sustained) insulated metallic pipes sealed with Protect FR wraps, fitted at any position within the aperture, with min. 100 mm Sikacrete-630 Fire+ Seal. Minimum separation between penetration seals and seal edges of 30 mm (Configuration 1 & 2). Maximum seal size as section 2. 4).

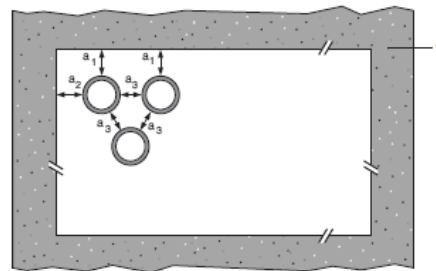
Construction details:



Configuration 1



Configuration 2



Ytelseserklæring
Sikacrete-630 Fire+

20537727
2021.12 , ver. 1
1549

**FOR NÆRMERE
INFORMASJON:**

Sika Norge AS
Sanitetsveien 1,
NO-2013 SKJETTEN, Norge

tlf. +47 67 06 79 00
www.sika.no

Key

1 Supporting construction
a1 Pipe / top edge of seal separation
a2 Pipe / side edge of seal separation
a3 Pipe / pipe separation

A.2.8.1

Mild or stainless steel pipes	Insulation	SikaSeal-629 Fire Wrap+	Classification
40 mm diameter/1-14.2 mm wall	25 mm thick Elastomeric insulation minimum class B-s3,d0 or foil faced Phenolic Foam insulation	50 x 3.6 mm (2 x 1.8 layer)	EI 240 C/U
40 mm diameter/1-14.2 mm wall*	25mm thick Elastomeric insulation minimum class B-s3,d0 or foil faced Phenolic Foam insulation		E 240 C/U EI 120 C/U
50 mm diameter/1.2-14.2 mm wall*			
60 mm diameter/1.4-14.2 mm wall*			
75 mm diameter/1.6-14.2 mm wall*			
90 mm diameter/1.9-14.2 mm wall*			
100 mm diameter/2.1-14.2 mm wall*			
115 mm diameter/2.4-14.2 mm wall*			
140 mm diameter/2.9-14.2 mm wall*			
165 mm diameter/ 3.4-14.2 mm wall*			
180 mm diameter/ 3.6-14.2 mm wall*			
200 mm diameter/ 4.0-14.2 mm wall*			
219 mm diameter/ 4.3-14.2 mm wall*			
250 mm diameter/ 5.0-14.2 mm wall*			
300 mm diameter/ 5.9-14.2 mm wall*			
324 mm diameter/ 6.35-14.2 mm wall*			
40 mm diameter/1-14.2 mm wall*	25-50mm thick Elastomeric insulation minimum class B-s3,d0 or foil faced Phenolic Foam insulation	50 x 5.4 mm (3 x 1.8 layer)	EI 120 C/U
50 mm diameter/1.2-14.2 mm wall*			
60 mm diameter/1.4-14.2 mm wall*			
75 mm diameter/1.6-14.2 mm wall*			
90 mm diameter/1.9-14.2 mm wall*			
100 mm diameter/2.1-14.2 mm wall*			
115 mm diameter/2.4-14.2 mm wall*			
140 mm diameter/2.9-14.2 mm wall*			
165 mm diameter/ 3.4-14.2 mm wall*			
180 mm diameter/ 3.6-14.2 mm wall*			

Ytelseserklæring
Sikacrete-630 Fire+

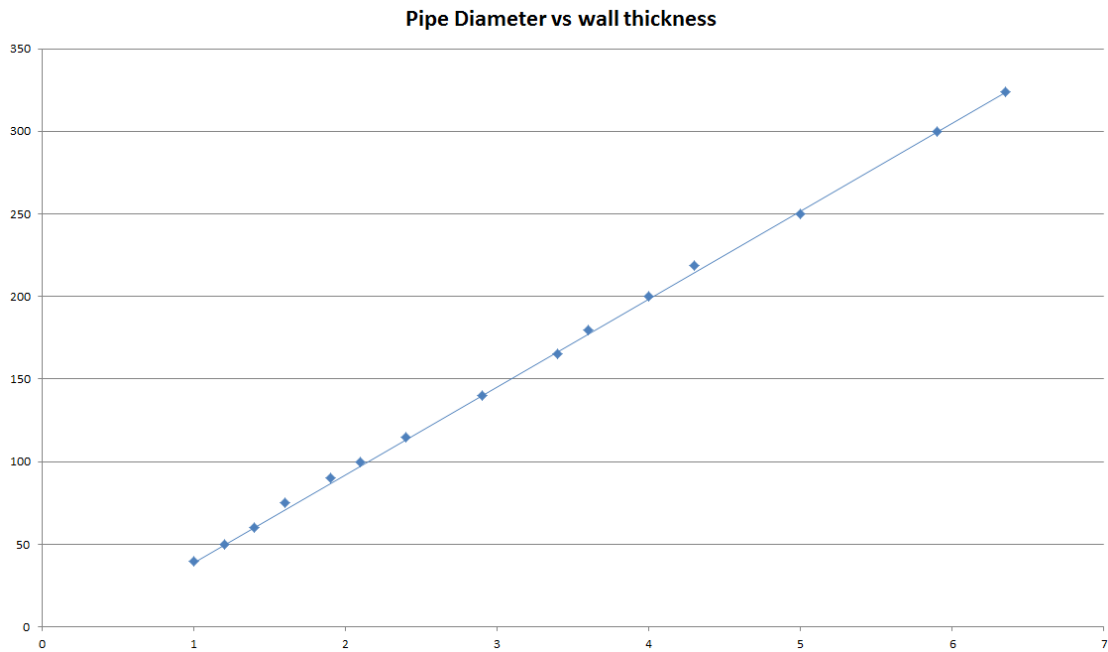
20537727
2021.12 , ver. 1
1549

**FOR NÆRMERE
INFORMASJON:**

Sika Norge AS
Sanitetsveien 1,
NO-2013 SKJETTEN, Norge

tlf. +47 67 06 79 00
www.sika.no

200 mm diameter/ 4.0-14.2 mm wall*			
219 mm diameter/ 4.3-14.2 mm wall*			
250 mm diameter/ 5.0-14.2 mm wall*			
300 mm diameter/ 5.9-14.2 mm wall*			
324 mm diameter/ 6.35-14.2 mm wall*			



Ytelseserklæring
Sikacrete-630 Fire+

20537727
2021.12 , ver. 1
1549

**FOR NÆRMERE
INFORMASJON:**

Sika Norge AS
Sanitetsveien 1,
NO-2013 SKJETTEN, Norge

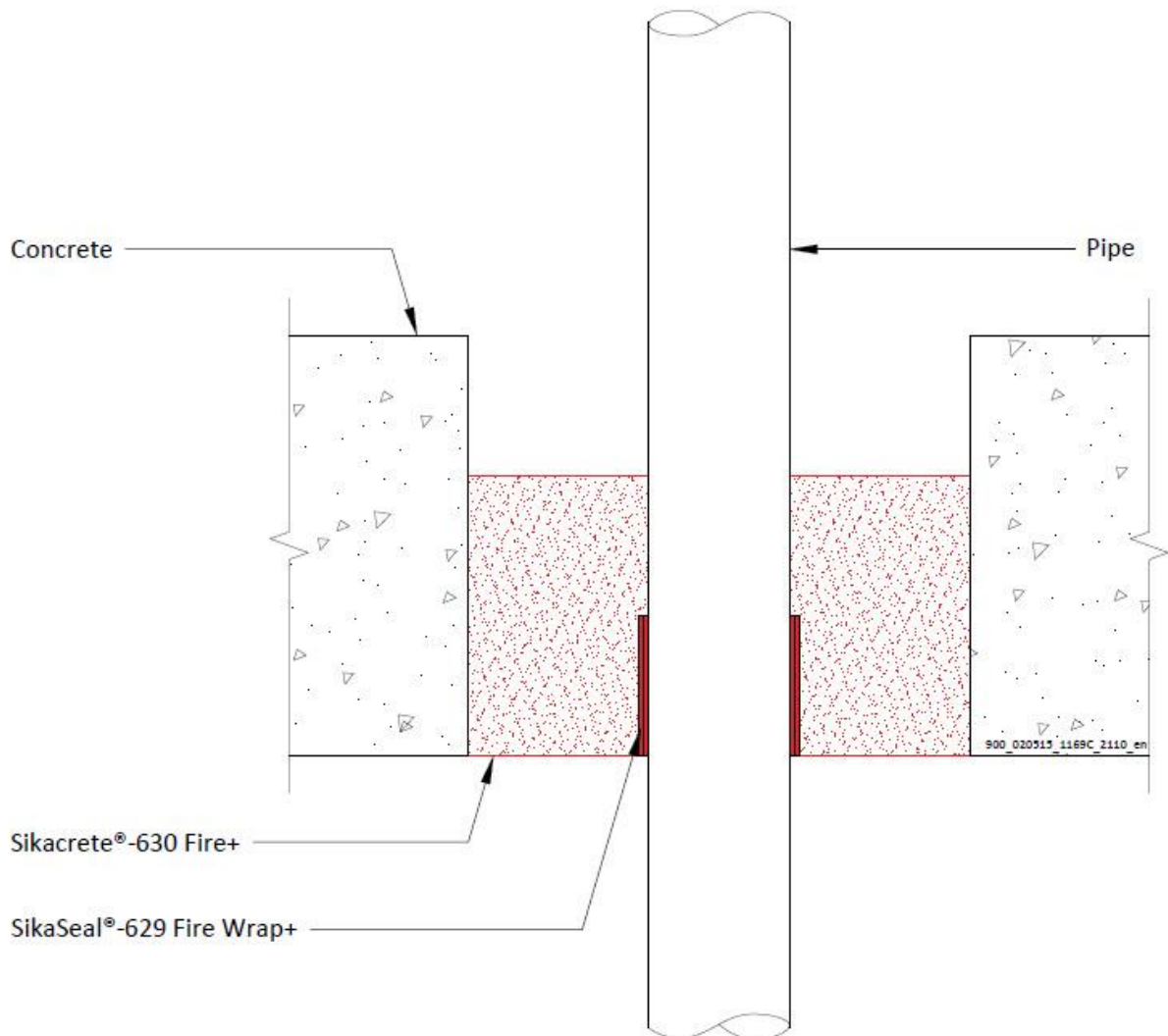
tlf. +47 67 06 79 00
www.sika.no



A.2.10 Pipe penetration seal with 100 mm deep Sikacrete-630 Fire+

Penetration Seal: Plastic pipes fitted at any position within the aperture, with min. 100 mm Sikacrete-630 Fire+ to the either surface of the floor or anywhere between. SikaSeal-629 Fire Wrap+ are required to be fitted to the bottom of the seal, as indicated below. Minimum separation between penetration seals and seal edges of 30 mm (Configuration 1 & 2).

Construction details:



Ytelseserklæring
Sikacrete-630 Fire+

20537727
2021.12 , ver. 1
1549

FOR NÆRMERE INFORMASJON:

Sika Norge AS
Sanitetsveien 1,
NO-2013 SKJETTEN, Norge

tlf. +47 67 06 79 00
www.sika.no

A.2.10.1 Single side penetration seal with pipes

Services	Wrap	Maximum aperture	Classification
PVC-U pipes according to EN 1329-1, EN 1452-1 and EN 1453-1, PVC-C according to EN 1566-1			
Up to 40 mm diameter / 1.8-3.7 mm wall	50 x 1.8 mm	As section 2. 4)	E 180 U/U, EI 120 U/U
Up to 110 mm diameter / 3.0-6.6 mm wall	50 x 3.6 mm		EI 240 U/C
Up to 125 mm diameter / 3.5-7.4 mm wall	50 x 7.2 mm		EI 120 U/C
Up to 160 mm diameter / 4.5 mm wall	50 x 10.8 mm		EI 240 C/C
Up to 160 mm diameter / 4.5-9.5 mm wall	50 x 10.8 mm		EI 90 C/C
Up to 110 mm diameter / 2.7-6.6 mm wall, containing up to 90mm \varnothing bundle of up to 14 mm \varnothing cables	50 x 3.6 mm		EI 120 U/C
PP pipes according to EN 1451-1			
Up to 40 mm diameter / 1.8-4.4 mm wall	None	As section 2. 4)	EI 120 U/C
Up to 40 mm diameter / 1.8-5.5 mm wall	50 x 1.8 mm		EI 120 U/U
Up to 50 mm diameter / 2.5-5.5 mm wall	50 x 3.6 mm		EI 240 C/C
Up to 75 mm diameter / 3.5-5.5 mm wall	50 x 3.6 mm		EI 240 C/C
Up to 110 mm diameter / 2.7-6.3 mm wall	50 x 3.6 mm		EI 240 U/C
Up to 125 mm diameter / 3.4-11.4 mm wall	50 x 7.2 mm		EI 240 U/C
Up to 160 mm diameter / 4.9-14.6 mm wall	50 x 10.8 mm		EI 240 U/C
Up to 110 mm diameter / 3.4-6.3 mm wall, containing up to 90mm \varnothing bundle of up to 14 mm \varnothing cables	50 x 3.6 mm		EI 60 U/C
PE pipes according to EN 1519-1, EN 12201-2 and EN 12666-1, ABS according to EN 1455-1 and pipes made from SAN+PVC according to EN 1565-1			
Up to 40 mm diameter / 2.0-4.4 mm wall	None	As section 2. 4)	EI 120 U/C
Up to 40 mm diameter / 2.4-3.7 mm wall	50 x 1.8 mm		EI 240 U/U
Up to 110 mm diameter / 3.4-10.0 mm wall	50 x 3.6 mm		EI 120 U/C
Up to 125 mm diameter / 3.9-11.4 mm wall	50 x 7.2 mm		EI 240 U/C
Up to 160 mm diameter / 4.9-14.6 mm wall	50 x 10.8 mm		EI 120 U/C
Up to 250 mm diameter / 7.8 mm wall	75 x 12.6 mm		EI 180 C/C
Up to 110 mm diameter / 2.7-10.0 mm wall, containing up to 90mm \varnothing bundle of up to 14 mm \varnothing cables	50 x 3.6 mm		E 120 U/C, EI 60 U/C
Configuration 1		Configuration 2	
Key			
1 Supporting construction			

Ytelseserklæring
Sikacrete-630 Fire+

20537727
2021.12 , ver. 1
1549

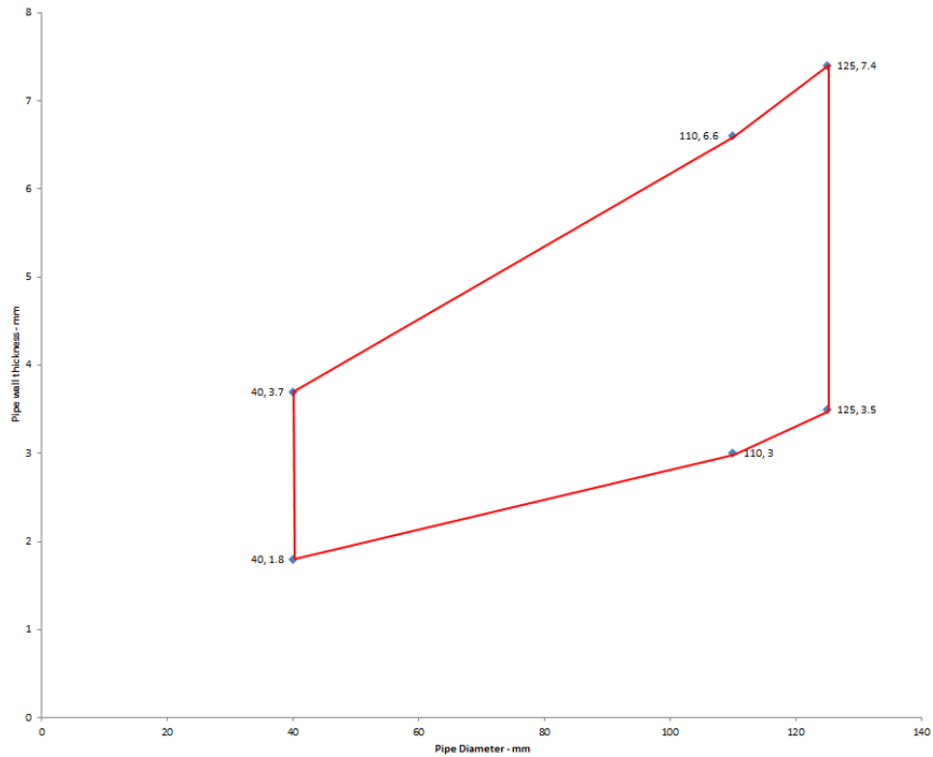
FOR NÆRMERE INFORMASJON:

Sika Norge AS
Sanitetsveien 1,
NO-2013 SKJETTEN, Norge

tlf. +47 67 06 79 00
www.sika.no

a1 Pipe / top edge of seal separation
a2 Pipe / side edge of seal separation
a3 Pipe / pipe separation

PVC-U pipes U/C with SikaSeal-629 Fire Wrap+ - EI 120 U/C



Ytelseserklæring
Sikacrete-630 Fire+

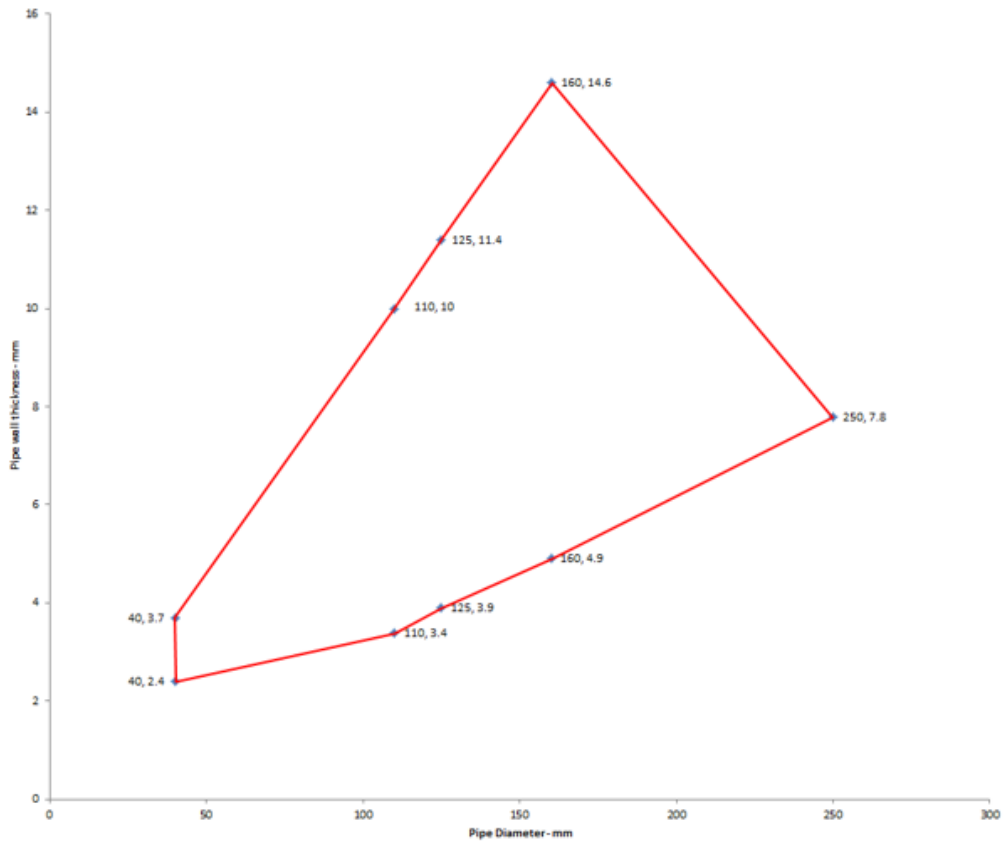
20537727
2021.12 , ver. 1
1549

FOR NÆRMERE INFORMASJON:

Sika Norge AS
Sanitetsveien 1,
NO-2013 SKJETTEN, Norge

tlf. +47 67 06 79 00
www.sika.no

PE pipes U/C with SikaSeal-629 Fire Wrap+ - EI 120 U/C



Ytelseserklæring
Sikacrete-630 Fire+

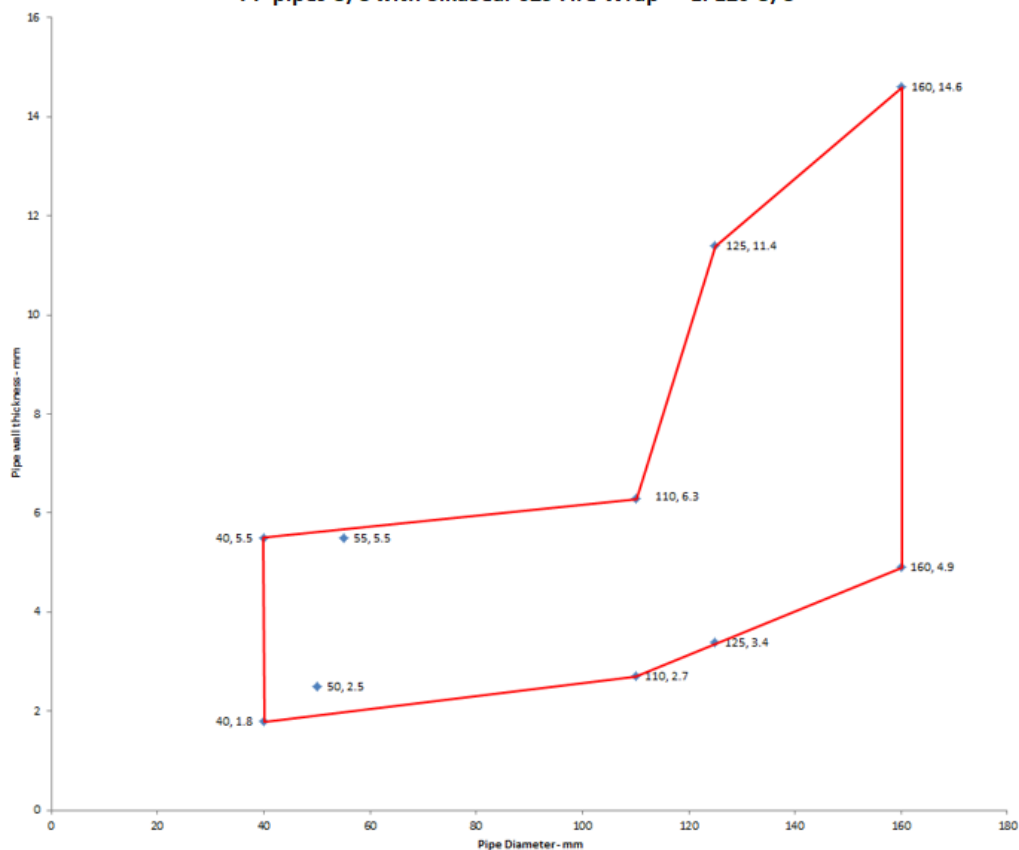
20537727
2021.12 , ver. 1
1549

FOR NÆRMERE INFORMASJON:

Sika Norge AS
Sanitetsveien 1,
NO-2013 SKJETTEN, Norge

tlf. +47 67 06 79 00
www.sika.no

PP pipes U/C with SikaSeal-629 Fire Wrap+ - EI 120 U/C



Ytelseserklæring
Sikacrete-630 Fire+

20537727
2021.12 , ver. 1
1549

FOR NÆRMERE INFORMASJON:

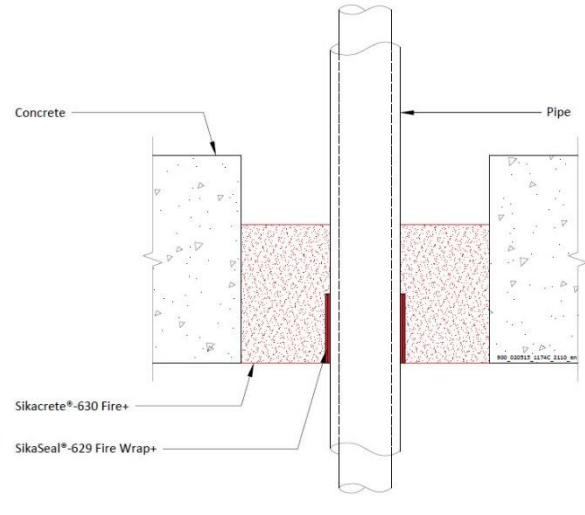
Sika Norge AS
Sanitetsveien 1,
NO-2013 SKJETTEN, Norge

tlf. +47 67 06 79 00
www.sika.no

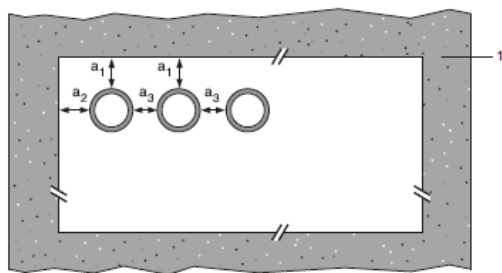
A.2.11 Pipe penetration seal with 100 mm deep Sikacrete-630 Fire+

Penetration Seal: Plastic pipes fitted at any position within the aperture (min. separation 30 mm from seal edges and from other services), with min. 100 mm Sikacrete-630 Fire+ to either surface of the floor or anywhere between. SikaSeal-629 Fire Wrap+ are required to be fitted to the bottom of the seal, as indicated below. Maximum seal size as section 2. 4).

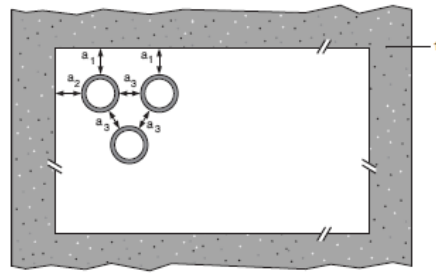
Construction details:



Configuration 1



Configuration 2



Key

- 1 Supporting construction
- a1 Pipe / top edge of seal separation
- a2 Pipe / side edge of seal separation
- a3 Pipe / pipe separation

Ytelseserklæring
Sikacrete-630 Fire+

20537727
2021.12 , ver. 1
1549

**FOR NÆRMERE
INFORMASJON:**

Sika Norge AS
Sanitetsveien 1,
NO-2013 SKJETTEN, Norge

tlf. +47 67 06 79 00
www.sika.no

A.2.11.1

Services	Wrap	Permitted configuration for seal separation	Classification
PVC-U pipes according to EN 1329-1, EN 1452-1 and EN 1453-1, PVC-C according to EN 1566-1			
160 mm diameter / 9.5 mm wall	50 x 10.8 mm (6 x 1.8 layers)	1 & 2	EI 90 U/C
PEX pipe in pipe systems according to ISO 15875			
Maximum 54 mm diameter/0.4 mm wall thickness (outer pipe), 28 mm diameter/4.0 mm wall thickness (inner pipe)	50 x 3.6 mm (2 x 1.8 layers)	1 & 2	EI 120 C/C
Rehau Raupiano Plus PP-DD according to DIN 4102			
40-50 mm diameter/1.8-2.7 mm wall thickness*	50 x 3.6 mm (2 x 1.8 layers)	1 & 2	EI 120 U/U
75-110 mm diameter/2.7 mm wall thickness*	50 x 3.6 mm (2 x 1.8 layers)	1 & 2	EI 120 U/C
125 mm diameter/3.1 mm wall thickness	50 x 7.2 mm (4 x 1.8 layers)	1 & 2	E 240 U/C, EI 120 U/C
160 mm diameter/3.9 mm wall thickness	50 x 10.8 mm (6 x 1.8 layers)	1 & 2	EI 120 U/C
Polo-Kal NG Poloplast PP-MV according to DIN 4102			
32-110 mm diameter/3.4 mm wall thickness	50 x 3.6 mm (2 x 1.8 layers)	1 & 2	EI 180 U/C
125 mm diameter/3.9 mm wall thickness	50 x 7.2 mm (4 x 1.8 layers)	1 & 2	EI 240 U/C
160 mm diameter/4.3 mm wall thickness	50 x 10.8 mm (6 x 1.8 layers)	1 & 2	EI 240 U/C
Aquatherm Green SDR9 MF PP-RP according to ISO 21003			
32 mm diameter/3.6 mm wall thickness	50 x 1.8 mm (1 x 1.8 layer)	1 & 2	EI 240 C/C
40-50 mm diameter/5.6-12.3 mm wall thickness*	50 x 3.6 mm (2 x 1.8 layers)	1 & 2	EI 240 C/C
63-110 mm diameter/12.3 mm wall thickness*	50 x 3.6 mm (2 x 1.8 layers)	1 & 2	EI 240 C/C
Wavin SiTech + PP-M B according to EN 13501-1			
32-50 mm diameter/1.8-3.4 mm wall thickness*	50 x 3.6 mm (2 x 1.8 layers)	1 & 2	EI 120 U/U
75-110 mm diameter/3.4 mm wall thickness*	50 x 3.6 mm (2 x 1.8 layers)	1 & 2	EI 120 U/C
Gilbert Silent PP according to DIN 4102			
32-50 mm diameter/1.8-3.4 mm wall thickness*	50 x 3.6 mm (2 x 1.8 layers)	1 & 2	EI 120 U/U

Ytelseserklæring
Sikacrete-630 Fire+

20537727
2021.12 , ver. 1
1549

FOR NÆRMERE INFORMASJON:

Sika Norge AS
Sanitetsveien 1,
NO-2013 SKJETTEN, Norge

tlf. +47 67 06 79 00
www.sika.no

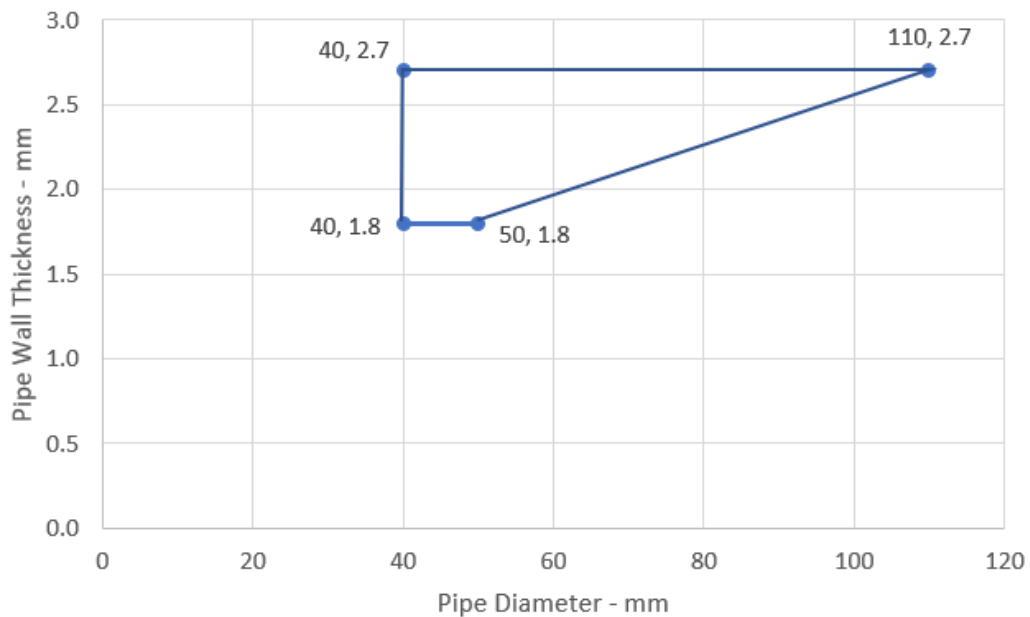
75-110 mm diameter/3.4 mm wall thickness*	50 x 3.6 mm (2 x 1.8 layers)	1 & 2	EI 120 U/C
---	------------------------------	-------	------------

* Typical pipe diameters shown, see below graph for intermediate sizes

Services	Wrap	Permitted configuration for seal separation	Classification
BluePower Multilayer pipes according to EN 1451-1			
32-50 mm diameter*	50 x 3.6 mm (2 x 1.8 layers)	1 & 2	EI 240 U/U
75-110 mm diameter*	50 x 3.6 mm (2 x 1.8 layers)	1 & 2	EI 120 U/C
125 mm diameter/3.9 mm wall thickness*	50 x 7.2 mm (4 x 1.8 layers)	1 & 2	EI 120 U/C
160 mm diameter/4.9 mm wall thickness*	50 x 10.8 mm (6 x 1.8 layers)	1 & 2	EI 240 U/C
Uponor Decibel pipes according to EN 14366			
32-50 mm diameter*	50 x 3.6 mm (2 x 1.8 layers)	1 & 2	EI 120 U/U
75-110 mm diameter*	50 x 3.6 mm (2 x 1.8 layers)	1 & 2	EI 120 U/C

* Typical pipe diameters shown, see below graph for intermediate sizes

Rehau Raupiano Plus -EI 120 U/U



Ytelseserklæring
Sikacrete-630 Fire+

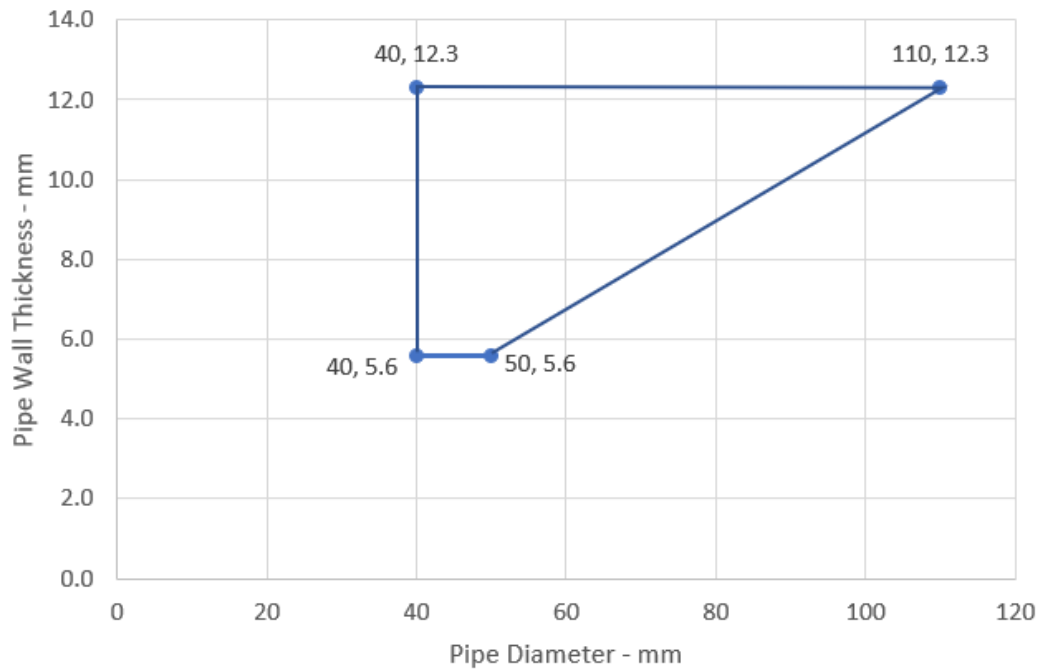
20537727
2021.12 , ver. 1
1549

FOR NÆRMERE INFORMASJON:

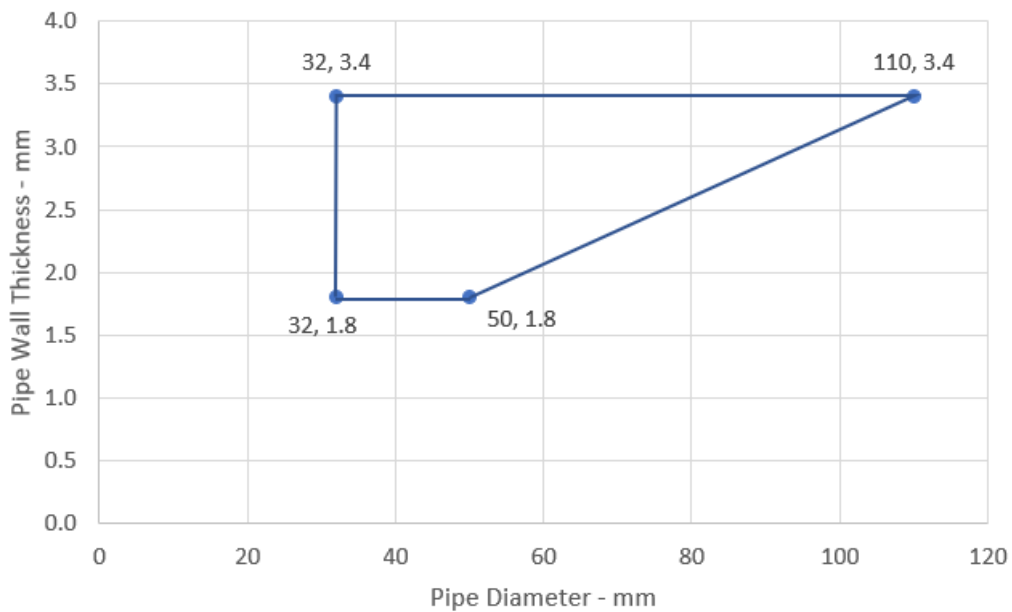
Sika Norge AS
Sanitetsveien 1,
NO-2013 SKJETTEN, Norge

tlf. +47 67 06 79 00
www.sika.no

Aquatherm Green - EI 240 C/C



Wavin SiTech Pipes - EI 120 U/C



Ytelseserklæring
Sikacrete-630 Fire+

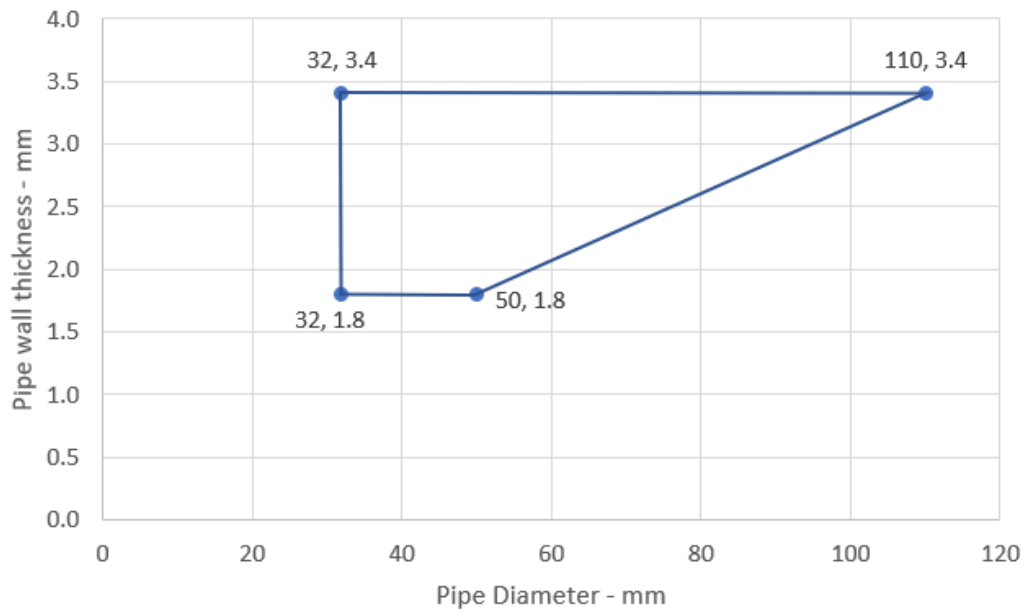
20537727
2021.12 , ver. 1
1549

FOR NÆRMERE INFORMASJON:

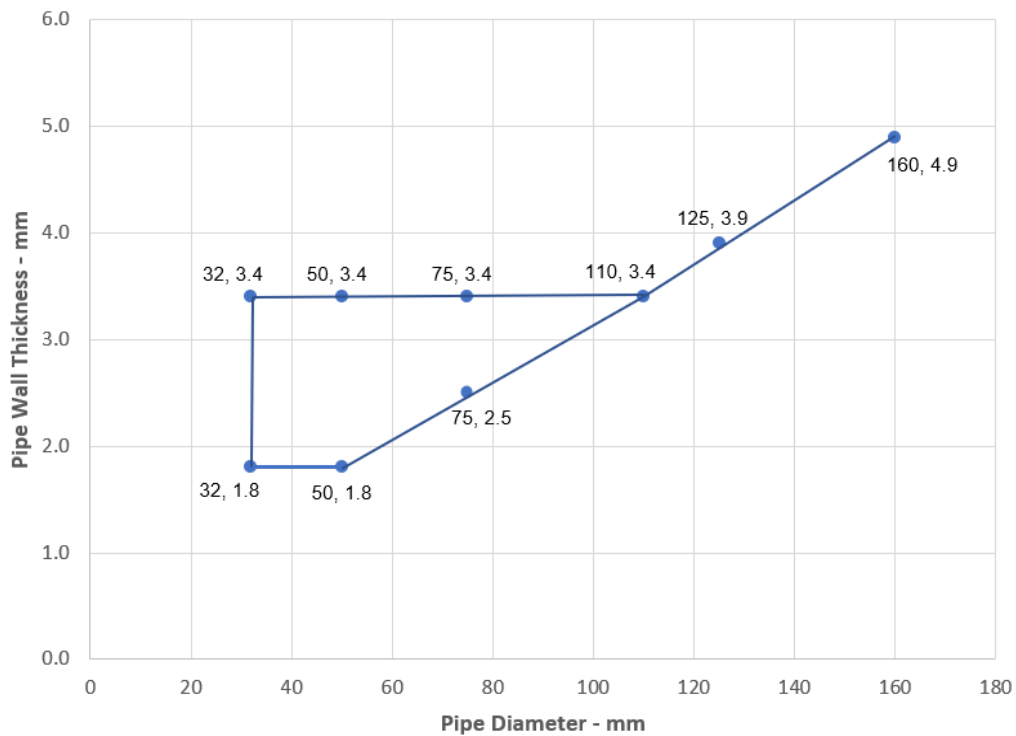
Sika Norge AS
Sanitetsveien 1,
NO-2013 SKJETTEN, Norge

tlf. +47 67 06 79 00
www.sika.no

Gilbert Silent PP - EI 120 U/C



BluePower Pipes 32-110 / 50 mm Wrap - U/C



Ytelseserklæring
Sikacrete-630 Fire+

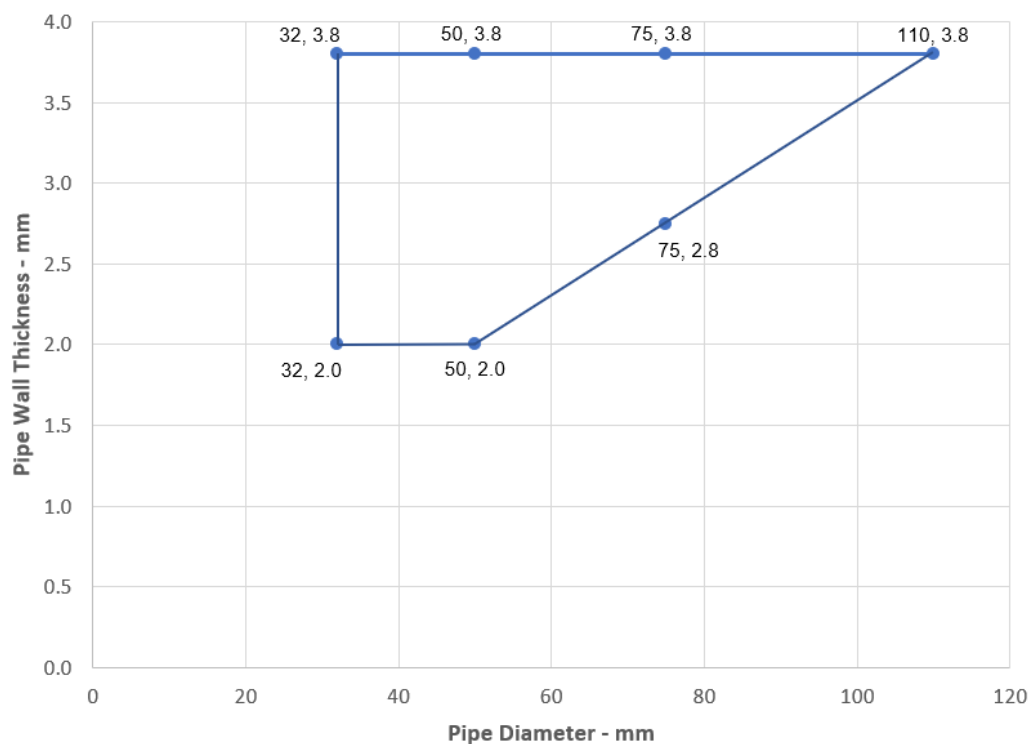
20537727
2021.12 , ver. 1
1549

FOR NÆRMERE INFORMASJON:

Sika Norge AS
Sanitetsveien 1,
NO-2013 SKJETTEN, Norge

tlf. +47 67 06 79 00
www.sika.no

Uponor Decibel Pipes 32-110 / 50 mm Wrap - U/C



Ytelseserklæring
Sikacrete-630 Fire+

20537727
2021.12 , ver. 1
1549

FOR NÆRMERE INFORMASJON:

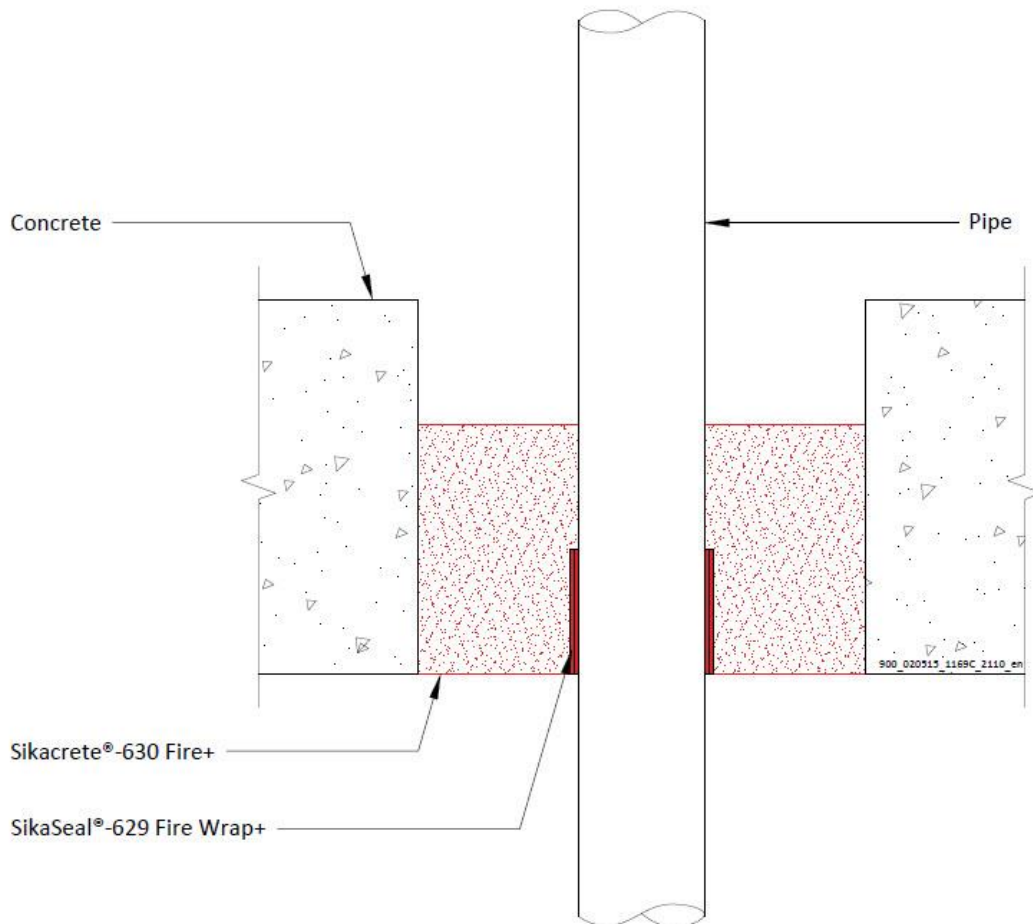
Sika Norge AS
Sanitetsveien 1,
NO-2013 SKJETTEN, Norge

tlf. +47 67 06 79 00
www.sika.no

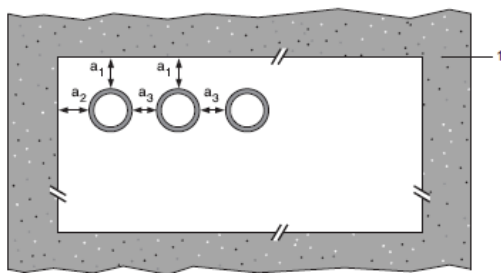
A.2.12 Pipe penetration seal with Sikacrete-630 Fire+

Penetration Seal: Plastic pipes fitted at any position within the aperture (min. separation 30 mm from seal edges and from other services), with Sikacrete-630 Fire+ to either surface of the floor or anywhere between. SikaSeal-629 Fire Wrap+ are required to be fitted to the bottom of the seal, as indicated below. Maximum seal size as section 2. 4).

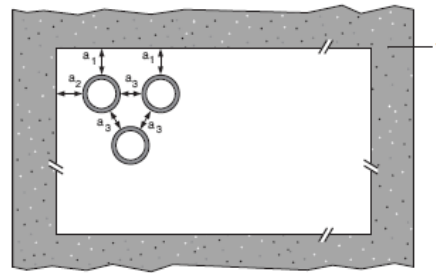
Construction details:



Configuration 1



Configuration 2



Key

1 Supporting construction

Ytelseserklæring
Sikacrete-630 Fire+

20537727
2021.12 , ver. 1
1549

**FOR NÆRMERE
INFORMASJON:**

Sika Norge AS
Sanitetsveien 1,
NO-2013 SKJETTEN, Norge

tlf. +47 67 06 79 00
www.sika.no

a1 Pipe / top edge of seal separation
a2 Pipe / side edge of seal separation
a3 Pipe / pipe separation

A.2.12.1

Services	Wrap	Permitted configuration for seal separation	Min. mortar depth and floor thickness	Classification
PVC-U pipes according to EN 1329-1, EN 1452-1 and EN 1453-1, PVC-C according to EN 1566-1				
Diameter 41 mm, wall thickness 1.8-3.7 mm to diameter 125 mm, wall thickness 4.8-7.4 mm*	50 x 7.2 mm (4 x 1.8 layers)	1 & 2	150 mm	EI 60 U/U
125 mm diameter / 7.4 mm wall	50 x 7.2 mm (4 x 1.8 layers)	1 & 2	150 mm	EI 120 U/U
Diameter 126 mm, wall thickness 4.8-7.4 mm to diameter 160 mm, wall thickness 9.5 mm*	75 x 10.8 mm (6 x 1.8 layers)	1	150 mm	E 120 U/U, EI 30 U/U
160 mm diameter / 9.5 mm wall	75 x 7.2 mm (4 x 1.8 layers)	1	150 mm	E 120 U/U, EI 30 U/U
160 mm diameter / 4.5-9.5 mm wall thickness	50 x 10.8 mm (6 x 1.8 layers)	1 & 2	120 mm	EI 120 U/C, EI 120 C/C
Diameter 161 mm, wall thickness 4.5-9.5 mm to diameter 200 mm, wall thickness 4.9-11.9 mm*	75 x 10.8 mm (6 x 1.8 layers)	1 & 2	120 mm	EI 120 C/C
200 mm diameter / 4.9-11.9 mm wall thickness	75 x 10.8 mm (6 x 1.8 layers)	1 & 2	120 mm	EI 240 C/C
Diameter 201 mm, wall thickness 4.9-11.9 mm to diameter 315 mm, wall thickness 7.7 mm*	75 x 18 mm (10 x 1.8 layers)	1	120 mm	EI 120 C/C
315 mm diameter / 7.7 mm wall thickness	75 x 18 mm (10 x 1.8 layers)	1	120 mm	EI 120 C/C
Diameter 161 mm, wall thickness 4.5-9.5 mm to diameter 315 mm, wall thickness 7.7-12.1 mm*	75 x 18 mm (10 x 1.8 layers)	1	120 mm	EI 90 C/C
315 mm diameter / 12.1 mm wall thickness	75 x 18 mm (10 x 1.8 layers)	1	120 mm	EI 90 C/C
Diameter 315 mm, wall thickness 7.7-12.1 mm to diameter 400 mm, wall thickness 15.3 mm*	75 x 28.8 mm (16 x 1.8 layers)	1	120 mm	EI 60 C/C
400mm diameter / 15.3 mm wall thickness	75 x 28.8 mm (16 x 1.8 layers)	1 & 2	120 mm	EI 60 C/C

Ytelseserklæring
Sikacrete-630 Fire+

20537727
2021.12 , ver. 1
1549

FOR NÆRMERE INFORMASJON:

Sika Norge AS
Sanitetsveien 1,
NO-2013 SKJETTEN, Norge

tlf. +47 67 06 79 00
www.sika.no

* Typical pipe diameters shown, see below graph for intermediate sizes

Ytelseserklæring
Sikacrete-630 Fire+

20537727
2021.12 , ver. 1
1549

175/242

**FOR NÆRMERE
INFORMASJON:**

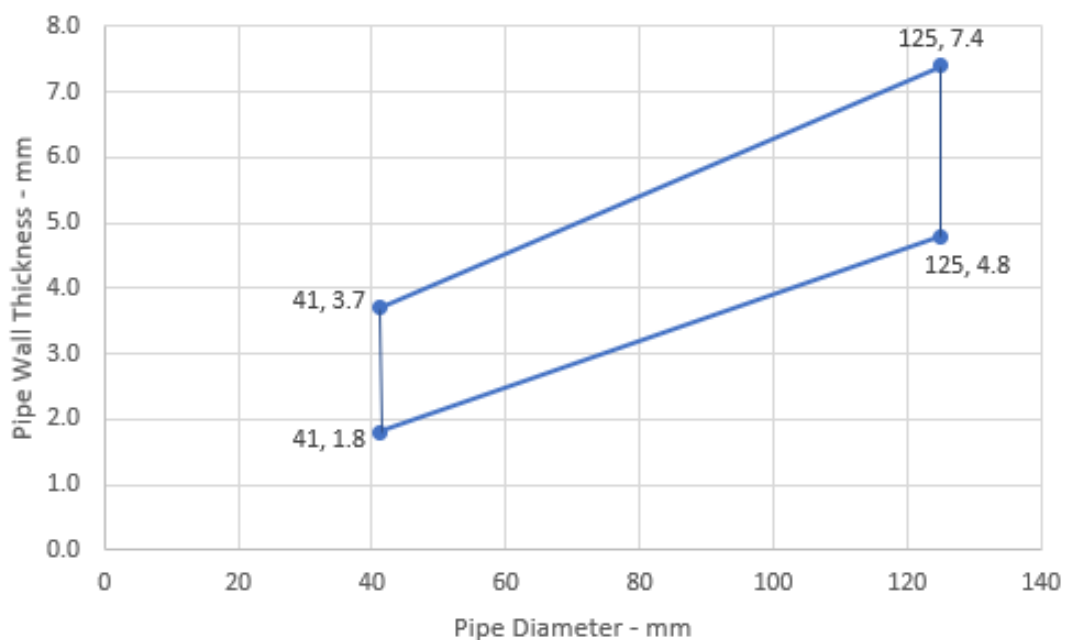
Sika Norge AS
Sanitetsveien 1,
NO-2013 SKJETTEN, Norge

tlf. +47 67 06 79 00
www.sika.no

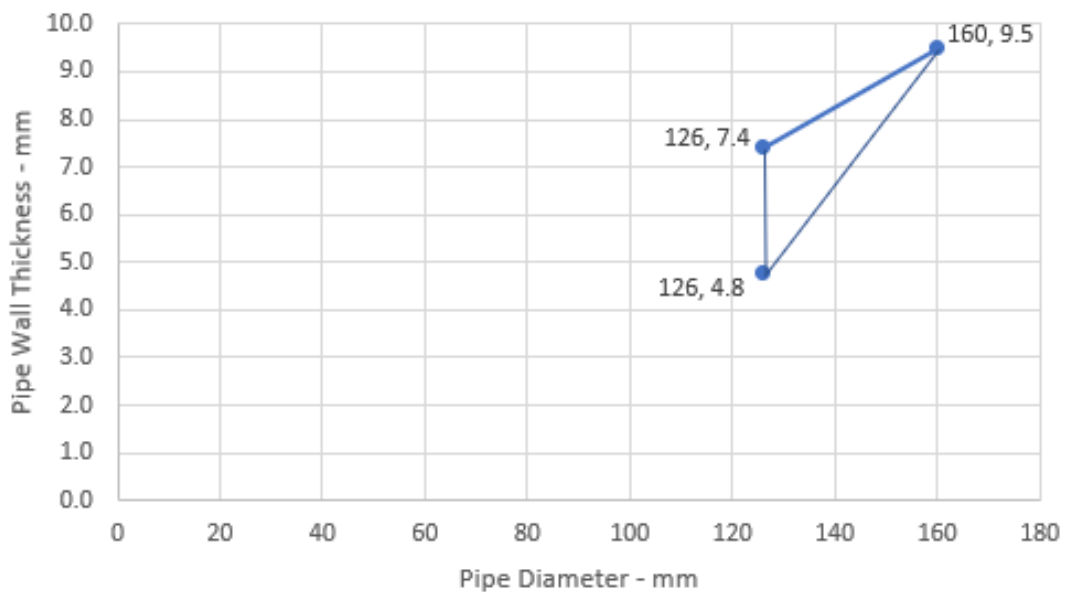
BUILDING TRUST



PVC-U Pipes 41-125 mm Diameter - EI 60 U/U



PVC-U Pipes 126-160 mm Diameter - E 120 U/U, EI 30 U/U



Ytelseserklæring
Sikacrete-630 Fire+

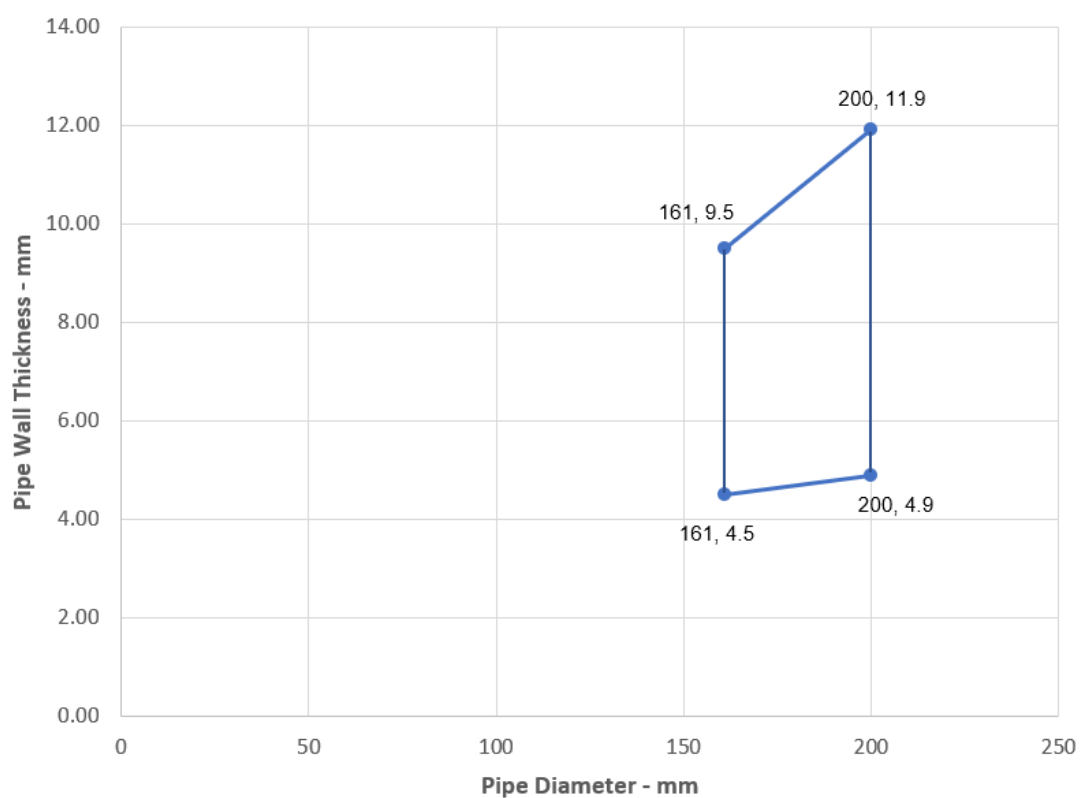
20537727
2021.12 , ver. 1
1549

FOR NÆRMERE INFORMASJON:

Sika Norge AS
Sanitetsveien 1,
NO-2013 SKJETTEN, Norge

tlf. +47 67 06 79 00
www.sika.no

PVC Pipes 161-200 mm Diameter - EI 120 - C/C



Ytelseserklæring
Sikacrete-630 Fire+

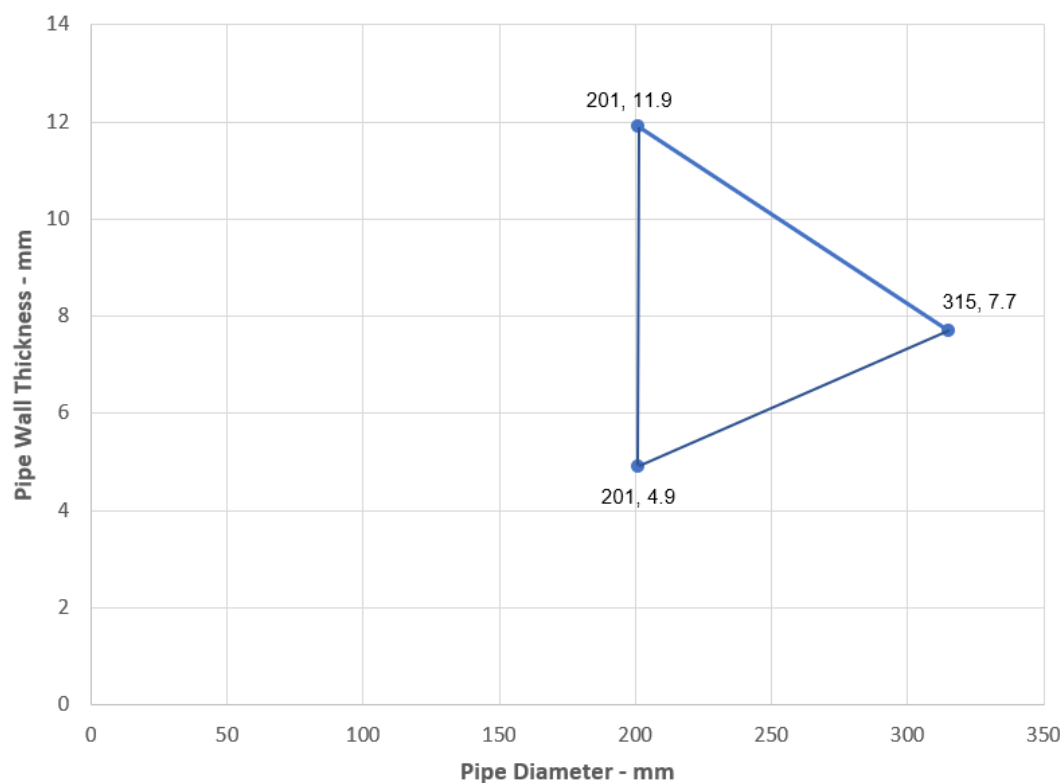
20537727
2021.12 , ver. 1
1549

FOR NÆRMERE INFORMASJON:

Sika Norge AS
Sanitetsveien 1,
NO-2013 SKJETTEN, Norge

tlf. +47 67 06 79 00
www.sika.no

PVC Pipes 201-315 mm Diameter - EI 120 - C/C



Ytelseserklæring
Sikacrete-630 Fire+

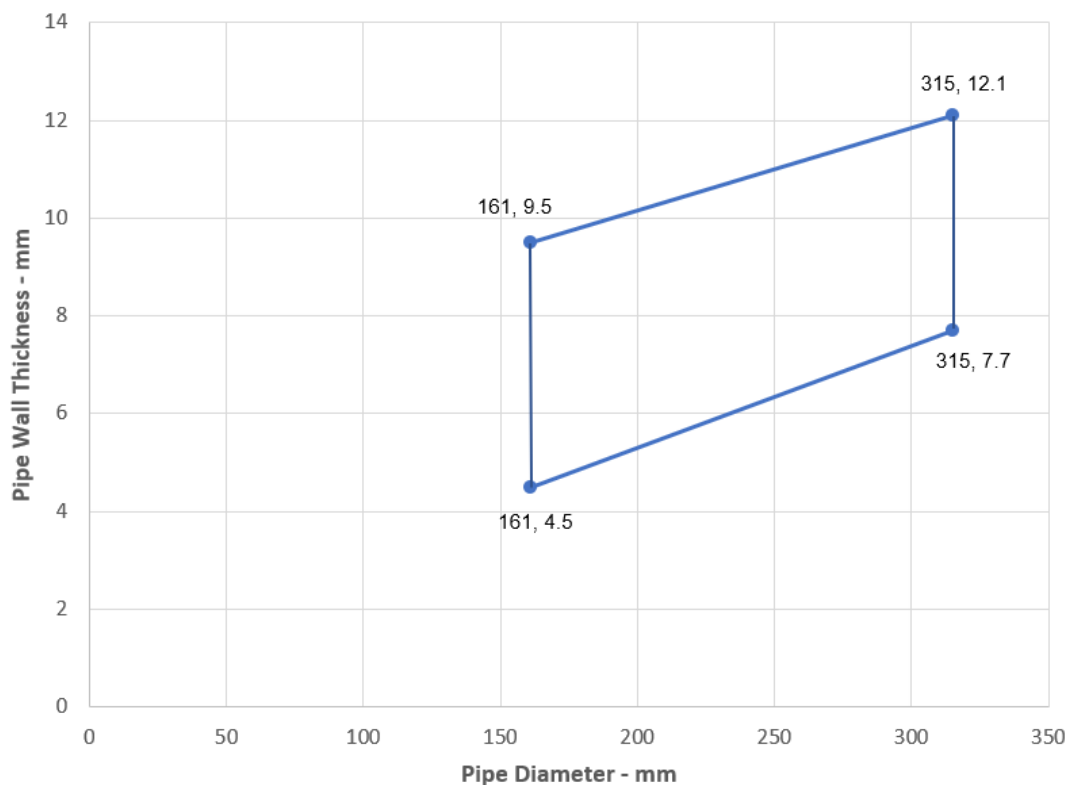
20537727
2021.12 , ver. 1
1549

FOR NÆRMERE INFORMASJON:

Sika Norge AS
Sanitetsveien 1,
NO-2013 SKJETTEN, Norge

tlf. +47 67 06 79 00
www.sika.no

PVC Pipes 161-315 mm Diameter - EI 90 - C/C



Ytelseserklæring
Sikacrete-630 Fire+

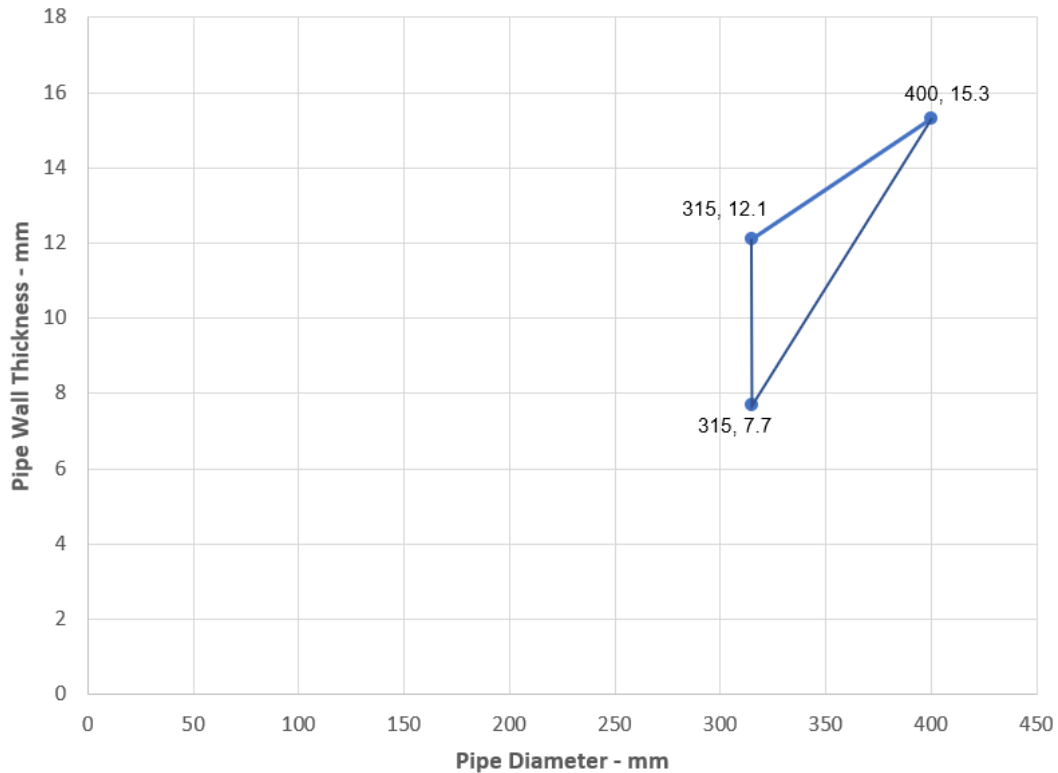
20537727
2021.12 , ver. 1
1549

FOR NÆRMERE INFORMASJON:

Sika Norge AS
Sanitetsveien 1,
NO-2013 SKJETTEN, Norge

tlf. +47 67 06 79 00
www.sika.no

PVC Pipes 315-400 mm Diameter - EI 60 - C/C



Services	Wrap	Permitted configuration for seal separation	Min. mortar depth and floor thickness	Classification
PP pipes according to EN 1451-1				
Diameter 41 mm, wall thickness 1.8-5.5 mm to diameter 160 mm, wall thickness 4.9-14.6 mm*	75 x 10.8 mm (6 x 1.8 layers)	1 & 2	150 mm	EI 120 U/C
160 mm diameter / 14.6 mm wall	75 x 7.2 mm (4 x 1.8 layers)	1 & 2	150 mm	EI 240 U/U
Diameter 161 mm, wall thickness 4.9-14.6 mm to diameter 200 mm, wall thickness 4.9-18.2 mm*	75 x 10.8 mm (6 x 1.8 layers)	1 & 2	120 mm	EI 240 C/C
Diameter 201 mm, wall thickness 4.9-18.2 mm to diameter 315 mm, wall thickness 7.7 mm*	75 x 18 mm (10 x 1.8 layers)	N/A	150 mm	EI 180 C/C
Diameter 201 mm, wall thickness 4.9-18.2 mm to diameter 315 mm, wall thickness 7.7-28.6 mm*	75 x 18 mm (10 x 1.8 layers)	N/A	150 mm	EI 60 C/C

Ytelseserklæring
Sikacrete-630 Fire+

20537727
2021.12 , ver. 1
1549

FOR NÆRMERE INFORMASJON:

Sika Norge AS
Sanitetsveien 1,
NO-2013 SKJETTEN, Norge

tlf. +47 67 06 79 00
www.sika.no

315 mm diameter / 7.7 mm wall	75 x 18 mm (10 x 1.8 layers)	N/A	150 mm	EI 180 C/C
315 mm diameter / 7.7-28.6 mm wall	75 x 18 mm (10 x 1.8 layers)	1	150 mm	EI 60 C/C
Diameter 315 mm, wall thickness 7.7-28.6 mm to diameter 400 mm, wall thickness 22.7 mm*	75 x 28.8 mm (16 x 1.8 layers)	1	150 mm	EI 60 C/C
400mm diameter / 22.7 mm wall thickness	75 x 28.8 mm (16 x 1.8 layers)	1 & 2	150 mm	EI 60 C/C

* Typical pipe diameters shown, see below graph for intermediate sizes

Ytelseserklæring
Sikacrete-630 Fire+

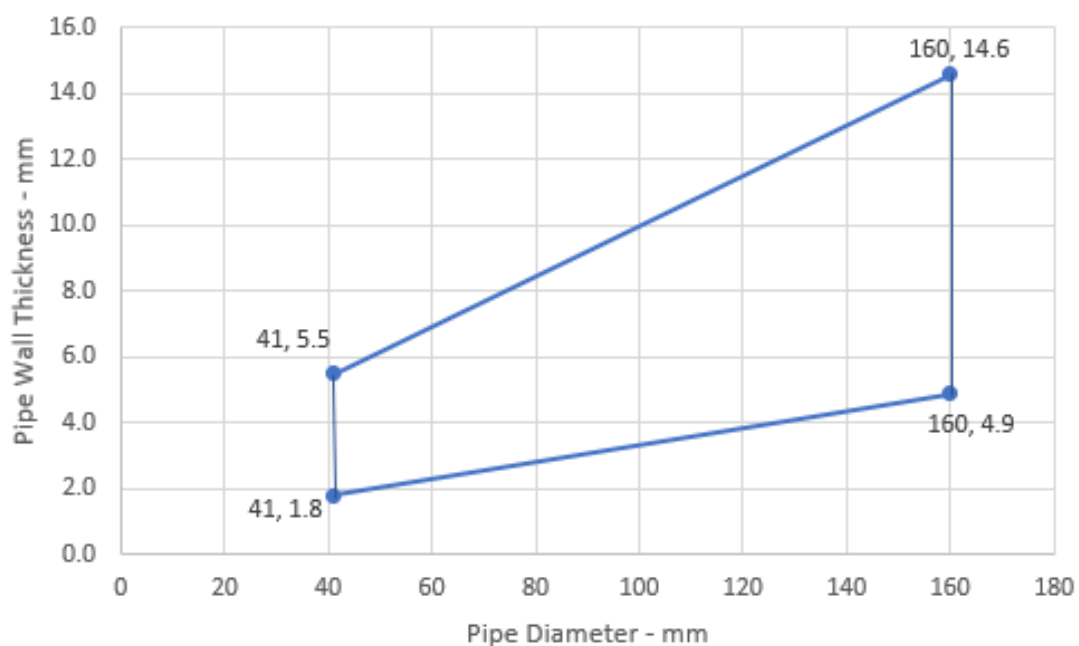
20537727
2021.12 , ver. 1
1549

**FOR NÆRMERE
INFORMASJON:**

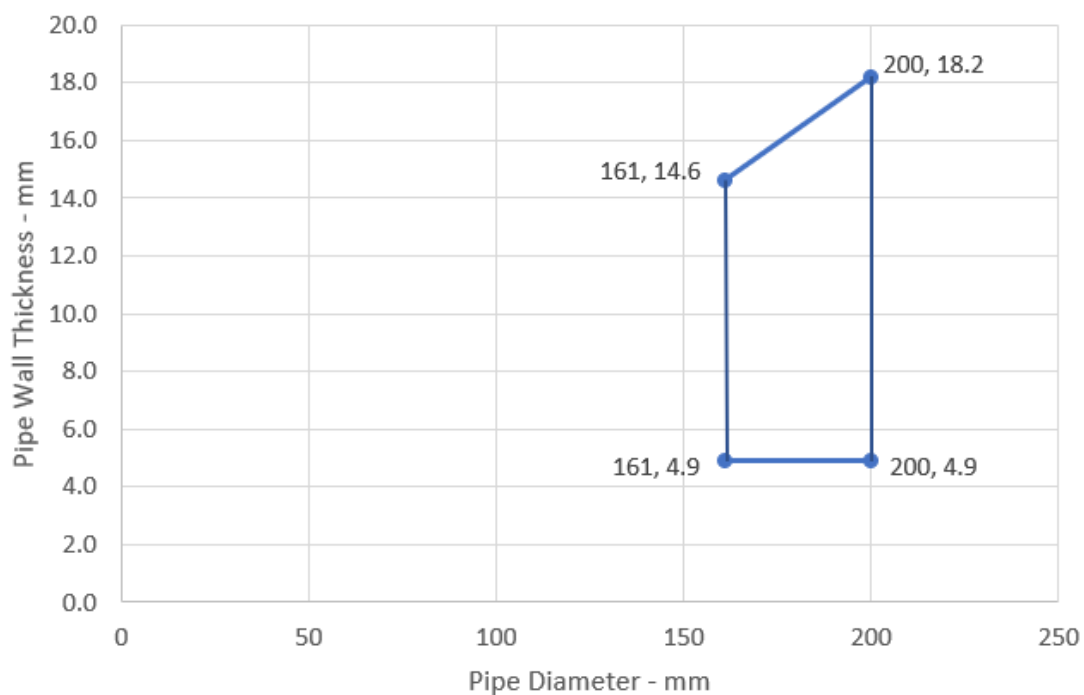
Sika Norge AS
Sanitetsveien 1,
NO-2013 SKJETTEN, Norge

tlf. +47 67 06 79 00
www.sika.no

PP Pipes 41-160 mm Diameter - EI 120 U/C



PP Pipes - EI 240 C/C



Ytelseserklæring
Sikacrete-630 Fire+

20537727
2021.12 , ver. 1
1549

FOR NÆRMERE INFORMASJON:

Sika Norge AS
Sanitetsveien 1,
NO-2013 SKJETTEN, Norge

tlf. +47 67 06 79 00
www.sika.no

Ytelseserklæring
Sikacrete-630 Fire+

20537727
2021.12 , ver. 1
1549

183/242

**FOR NÆRMERE
INFORMASJON:**

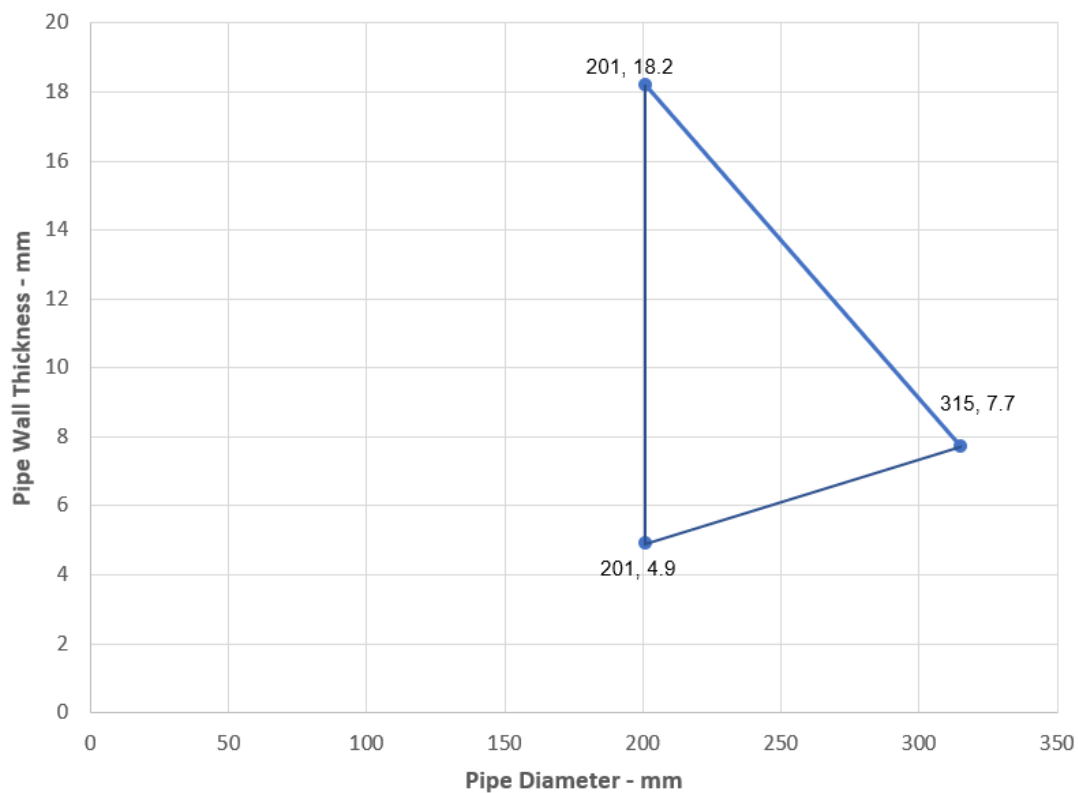
Sika Norge AS
Sanitetsveien 1,
NO-2013 SKJETTEN, Norge

tlf. +47 67 06 79 00
www.sika.no

BUILDING TRUST



PP Pipes 201-315 mm Diameter - EI 180 - C/C



Ytelseserklæring
Sikacrete-630 Fire+

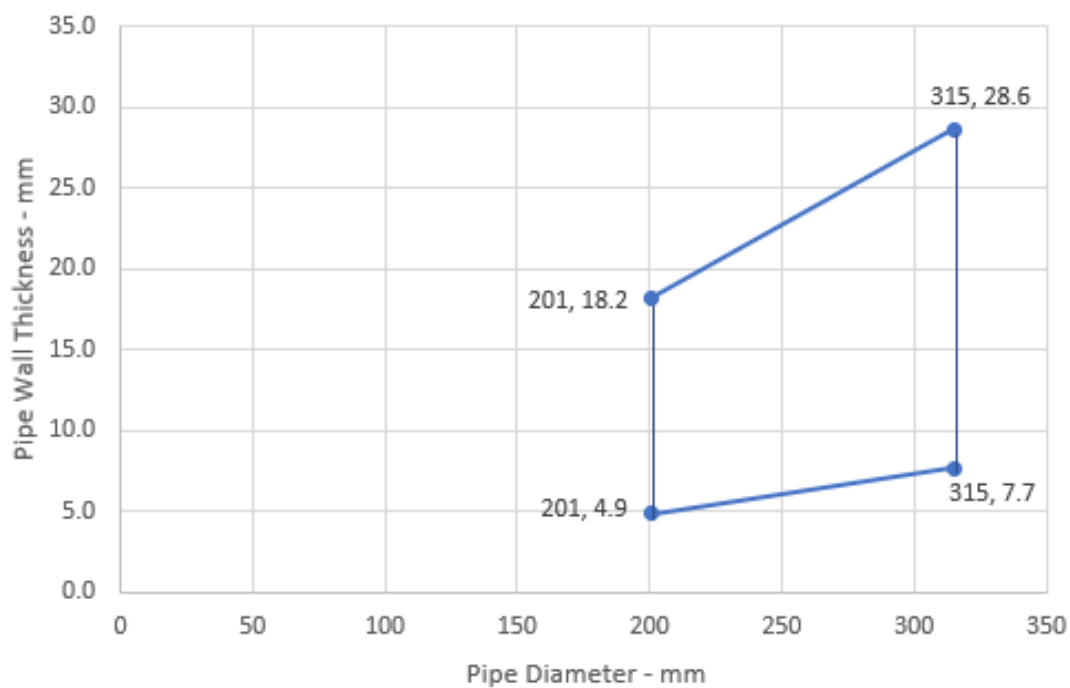
20537727
2021.12 , ver. 1
1549

FOR NÆRMERE INFORMASJON:

Sika Norge AS
Sanitetsveien 1,
NO-2013 SKJETTEN, Norge

tlf. +47 67 06 79 00
www.sika.no

PP Pipes - EI 60 C/C



Ytelseserklæring
Sikacrete-630 Fire+

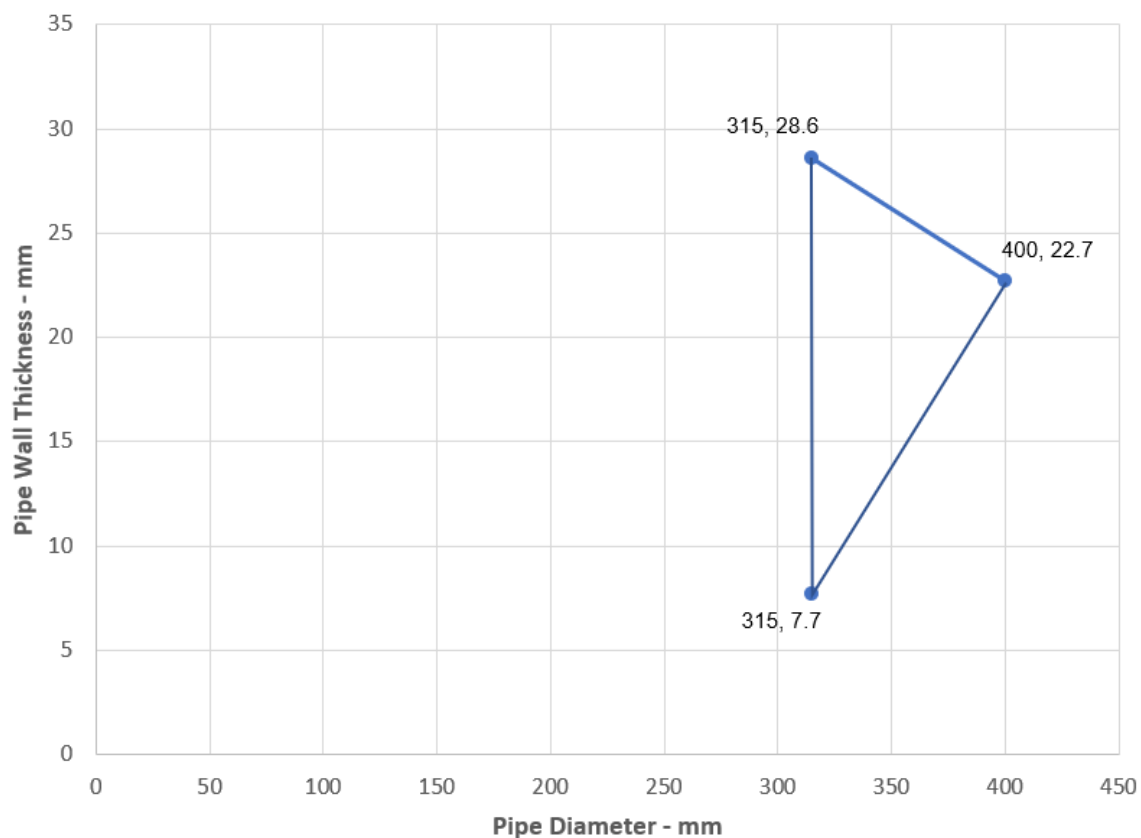
20537727
2021.12 , ver. 1
1549

FOR NÆRMERE INFORMASJON:

Sika Norge AS
Sanitetsveien 1,
NO-2013 SKJETTEN, Norge

tlf. +47 67 06 79 00
www.sika.no

PP Pipes 315-400 mm Diameter - EI 60 - C/C



Ytelseserklæring
Sikacrete-630 Fire+

20537727
2021.12 , ver. 1
1549

FOR NÆRMERE INFORMASJON:

Sika Norge AS
Sanitetsveien 1,
NO-2013 SKJETTEN, Norge

tlf. +47 67 06 79 00
www.sika.no

Services	Wrap	Permitted configuration for seal separation	Min. mortar depth and floor thickness	Classification
PE pipes according to EN 1519-1, EN 12201-2 and EN 12666-1, ABS according to EN 1455-1 and pipes made from SAN+PVC according to EN 1565-1				
Diameter 126 mm, wall thickness 3.9-11.4 mm to diameter 160 mm, wall thickness 14.6*	75 x 18 mm (10 x 1.8 layers)	N/A	150 mm	E 240 U/U, EI 120 U/U
160 mm diameter / 14.6 mm wall	75 x 7.2 mm (4 x 1.8 layers)	1 & 2	150 mm	E 240 U/U, EI 120 U/U
Diameter 161 mm, wall thickness 4.9-14.6 mm to diameter 200 mm, wall thickness 6.2-18.2 mm*	75 x 10.8 mm (6 x 1.8 layers)	1 & 2	150 mm	EI 120 C/C
200 mm diameter / 6.2-18.2 mm wall thickness	75 x 10.8 mm (6 x 1.8 layers)	1 & 2	120 mm	EI 240 C/C
Diameter 161 mm, wall thickness 4.9-14.6 mm to diameter 315 mm, wall thickness 9.7-18.7 mm*	75 x 18 mm (10 x 1.8 layers)	N/A	150 mm	EI 60 C/C

* Typical pipe diameters shown, see below graph for intermediate sizes

Ytelseserklæring
Sikacrete-630 Fire+

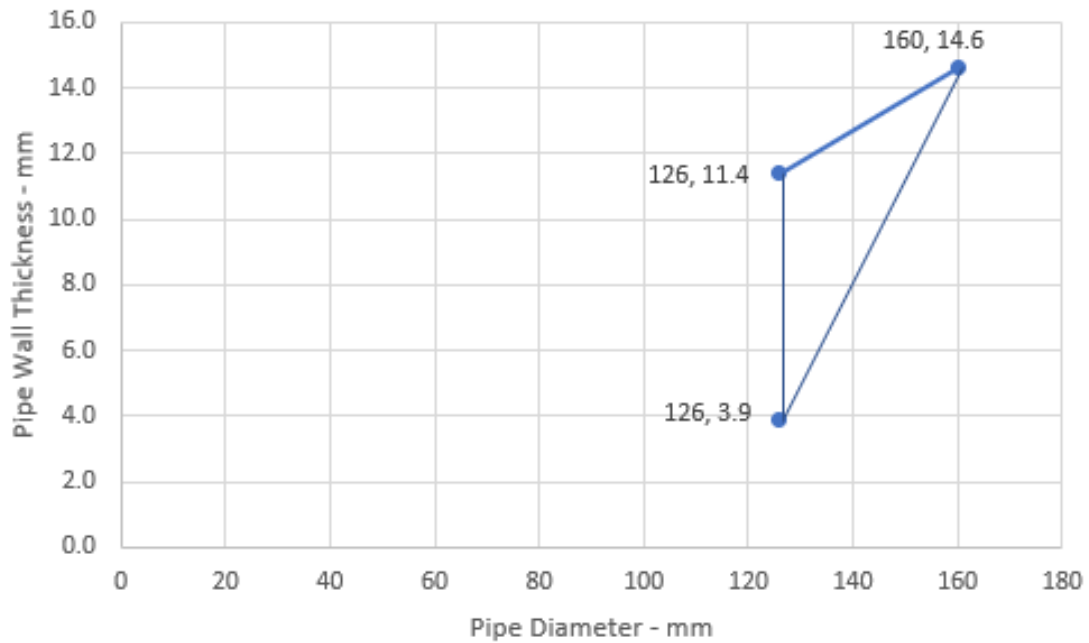
20537727
2021.12 , ver. 1
1549

FOR NÆRMERE INFORMASJON:

Sika Norge AS
Sanitetsveien 1,
NO-2013 SKJETTEN, Norge

tlf. +47 67 06 79 00
www.sika.no

PE Pipes 126-160 mm Diameter - E 240 U/U, EI 120 U/U



Ytelseserklæring
Sikacrete-630 Fire+

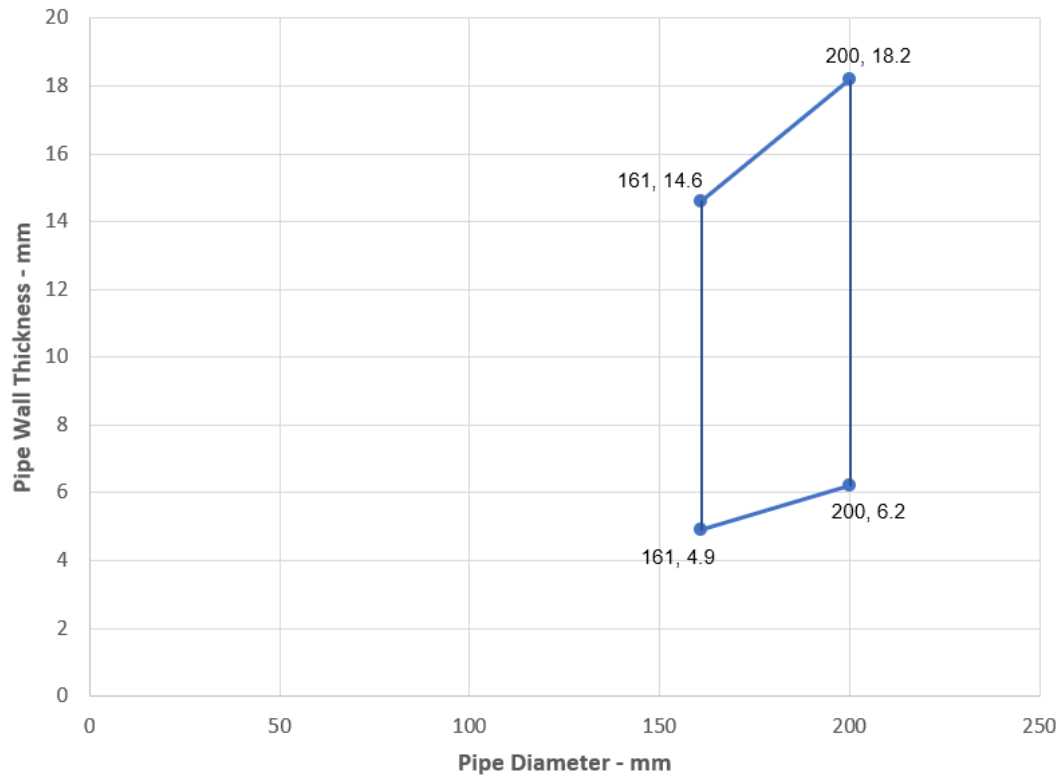
20537727
2021.12 , ver. 1
1549

FOR NÆRMERE INFORMASJON:

Sika Norge AS
Sanitetsveien 1,
NO-2013 SKJETTEN, Norge

tlf. +47 67 06 79 00
www.sika.no

PE Pipes 161-200 mm Diameter - EI 120 - C/C



Ytelseserklæring
Sikacrete-630 Fire+

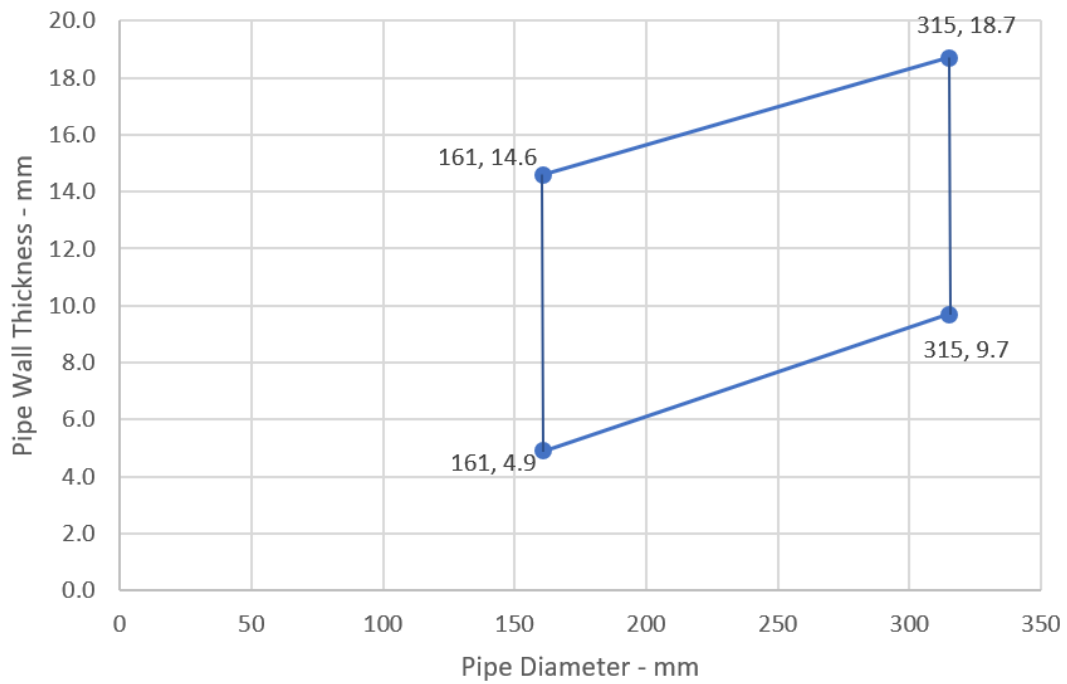
20537727
2021.12 , ver. 1
1549

FOR NÆRMERE INFORMASJON:

Sika Norge AS
Sanitetsveien 1,
NO-2013 SKJETTEN, Norge

tlf. +47 67 06 79 00
www.sika.no

PE Pipes - EI 60 C/C



Ytelseserklæring
Sikacrete-630 Fire+

20537727
2021.12 , ver. 1
1549

FOR NÆRMERE INFORMASJON:

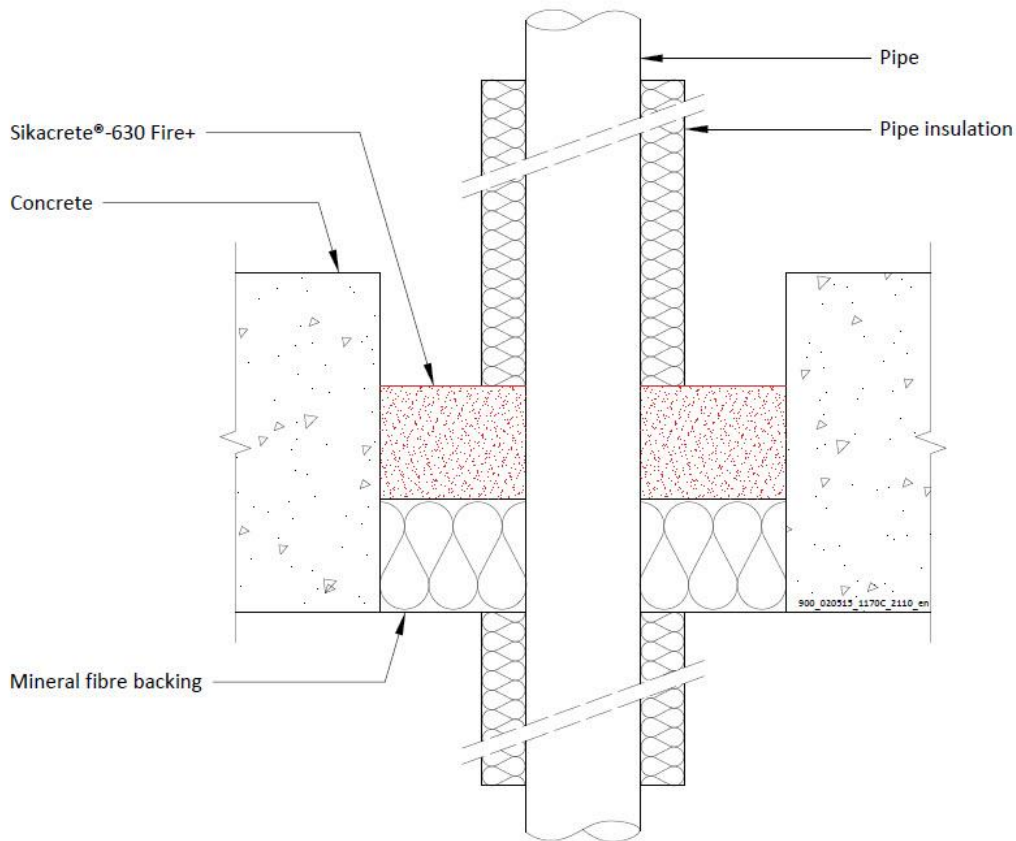
Sika Norge AS
Sanitetsveien 1,
NO-2013 SKJETTEN, Norge

tlf. +47 67 06 79 00
www.sika.no

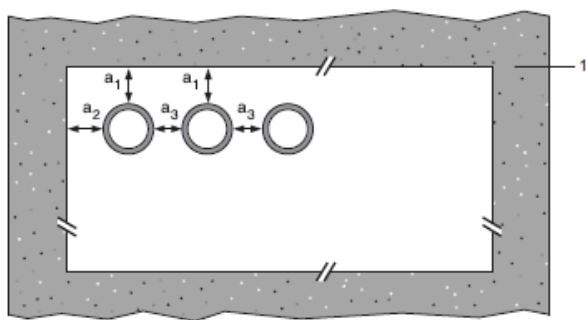
A.2.13 Pipe penetration seal with 50 mm deep Sikacrete-630 Fire+

Penetration Seal: CI (Continuous Interrupted) or LI (Local Interrupted) insulated composite pipes fitted at any position within the aperture (min. separation 10 mm from seal edges), with min. 50 mm Sikacrete-630 Fire+ to either surface of the floor or anywhere between, backed with min. 50 mm stone wool min. 150 kg/m³.

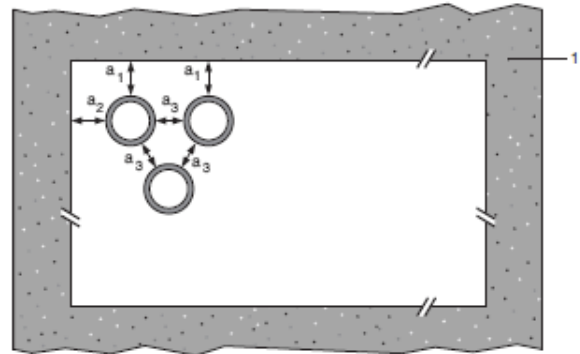
Construction details:



Configuration 1



Configuration 2



Key

- 1 Supporting construction
- a1 Pipe / top edge of seal separation

Ytelseserklæring
Sikacrete-630 Fire+

20537727
2021.12 , ver. 1
1549

**FOR NÆRMERE
INFORMASJON:**

Sika Norge AS
Sanitetsveien 1,
NO-2013 SKJETTEN, Norge

tlf. +47 67 06 79 00
www.sika.no

a2 Pipe / side edge of seal separation

a3 Pipe / pipe separation

Ytelseserklæring
Sikacrete-630 Fire+

20537727
2021.12 , ver. 1
1549

**FOR NÆRMERE
INFORMASJON:**

Sika Norge AS
Sanitetsveien 1,
NO-2013 SKJETTEN, Norge

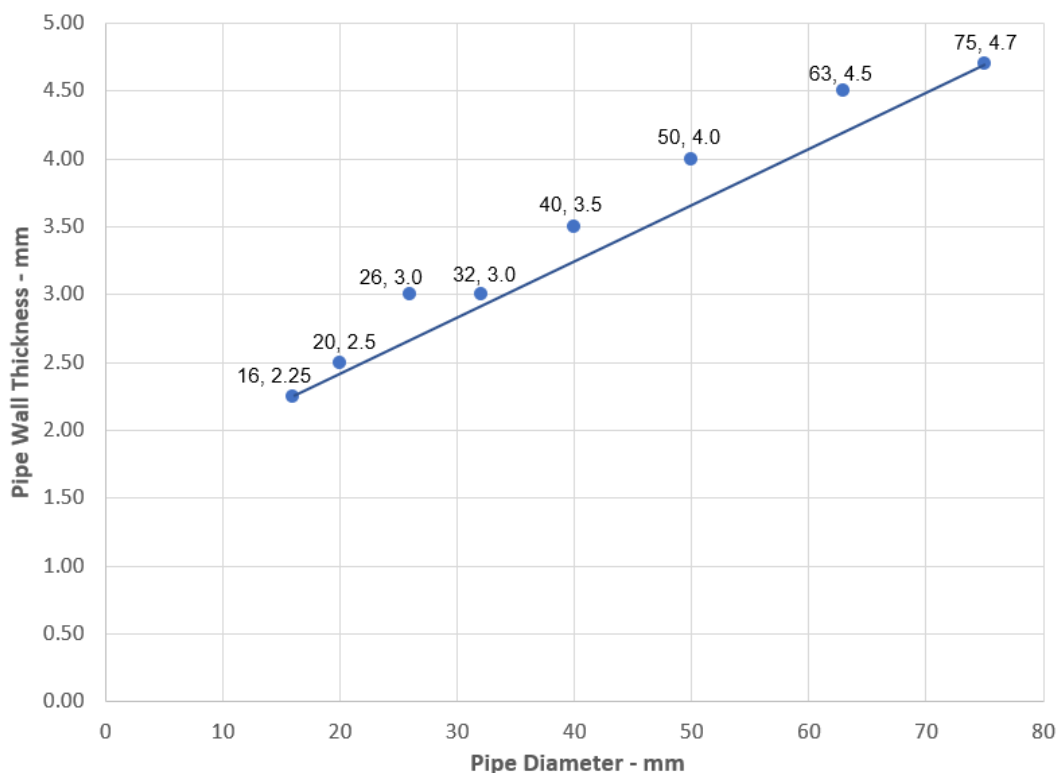
tlf. +47 67 06 79 00
www.sika.no

A.2.13.1 Single side penetration seal with pipes

Services	Maximum Aperture	Insulation	Classification
Alupex pipes			
16 mm diameter/2.25 mm wall*	135 x 135 mm	500 mm long, minimum 20 mm Stone wool insulation minimum 80 kg/m ³	EI 240 C/C
16 mm diameter/2.25 mm wall*			E 240 C/C, EI 180 C/C
20 mm diameter/2.5 mm wall*			
26 mm diameter/3 mm wall*			
32 mm diameter/3 mm wall*			
40 mm diameter/3.5 mm wall*			
50 mm diameter/4 mm wall*			
63 mm diameter/4.5 mm wall*			
75 mm diameter/4.7 mm wall*			
16 mm diameter/2.25 mm wall*			
20 mm diameter/2.5 mm wall*			
26 mm diameter/3 mm wall*			
32 mm diameter/3 mm wall*			
40 mm diameter/3.5 mm wall*			
50 mm diameter/4 mm wall*			
63 mm diameter/4.5 mm wall*			
75 mm diameter/4.7 mm wall*			

* Typical pipe diameters shown, see below graph for intermediate sizes

Pipe diameter vs Wall thickness - Alupex Pipes - C/C



Ytelseserklæring
Sikacrete-630 Fire+

20537727
2021.12 , ver. 1
1549

**FOR NÆRMERE
INFORMASJON:**

Sika Norge AS
Sanitetsveien 1,
NO-2013 SKJETTEN, Norge

tlf. +47 67 06 79 00
www.sika.no

Ytelseserklæring
Sikacrete-630 Fire+

20537727
2021.12 , ver. 1
1549

194/242

**FOR NÆRMERE
INFORMASJON:**

Sika Norge AS
Sanitetsveien 1,
NO-2013 SKJETTEN, Norge

tlf. +47 67 06 79 00
www.sika.no

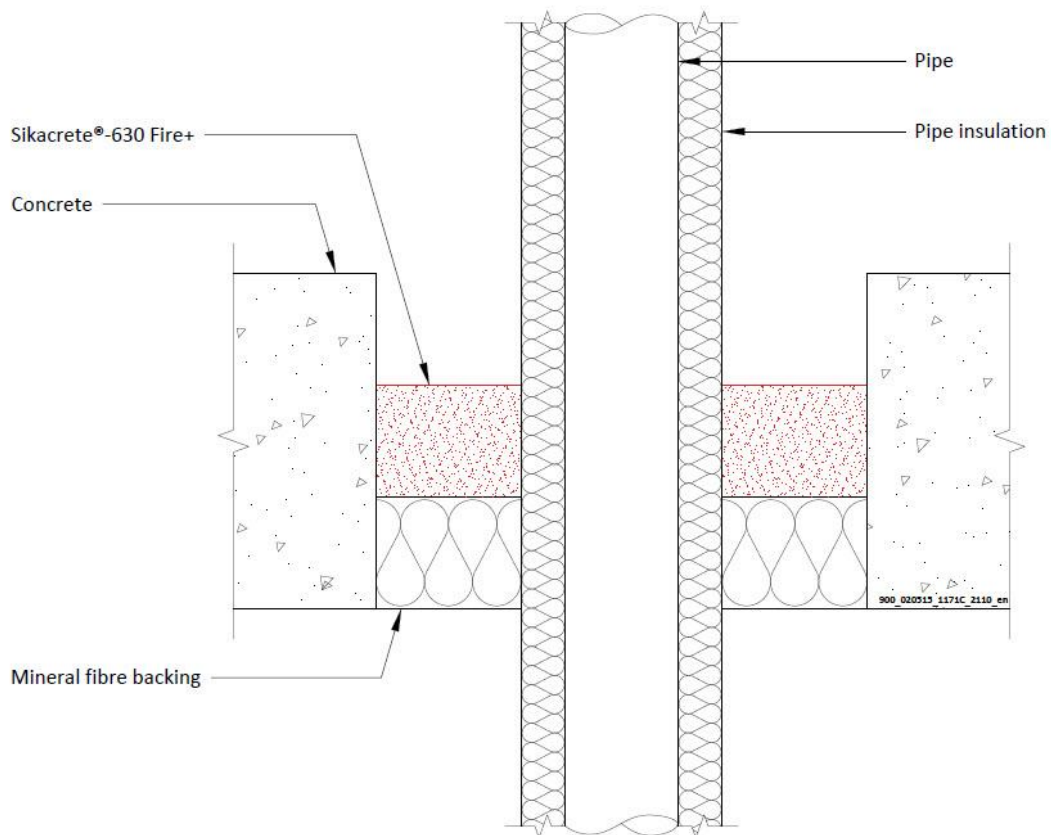
BUILDING TRUST



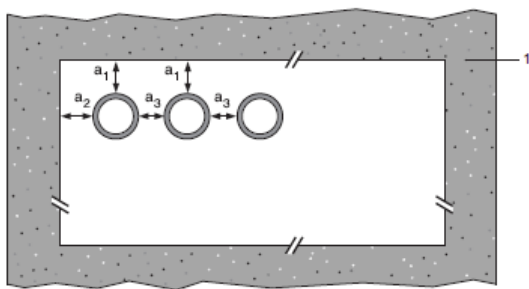
A.2.14 Pipe penetration seal with 50 mm deep Sikacrete-630 Fire+

Penetration Seal: CS (Continuous Sustained) insulated metal pipes, uninsulated metal pipes and composite with Sikacrete-630 Fire+, to either side of the floor, backed with stone wool board min. 150 kg/m³. Minimum separation from pipes to seal edges of 30 mm (a1 & a2). Maximum seal size as section 2. 4).

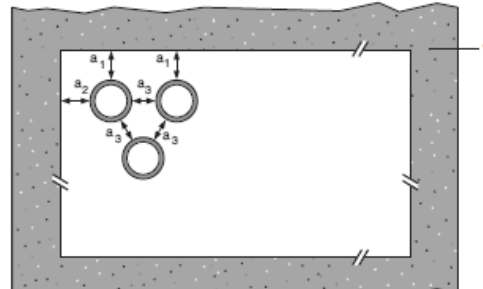
Construction details:



Configuration 1



Configuration 2



Ytelseserklæring
Sikacrete-630 Fire+

20537727
2021.12 , ver. 1
1549

**FOR NÆRMERE
INFORMASJON:**

Sika Norge AS
Sanitetsveien 1,
NO-2013 SKJETTEN, Norge

tlf. +47 67 06 79 00
www.sika.no

Key

1 Supporting construction

a1 Pipe / top edge of seal separation

a2 Pipe / side edge of seal separation

a3 Pipe / pipe separation

Ytelseserklæring
Sikacrete-630 Fire+

20537727
2021.12 , ver. 1
1549

196/242

**FOR NÆRMERE
INFORMASJON:**

Sika Norge AS
Sanitetsveien 1,
NO-2013 SKJETTEN, Norge

tlf. +47 67 06 79 00
www.sika.no

BUILDING TRUST



A.2.14.1 Single side penetration seal with pipes

Services	Maximum Aperture	Insulation	Classification		
Copper or steel pipes	As section 2. 4)	20-80 mm Stone wool insulation minimum 80 kg/m ³	E 180 C/C, EI 120 C/C		
12 -54 mm diameter/0.7-14.2 mm wall*			None	E 180 C/C, EI 120 C/C	
6 mm diameter/0.7-3 mm wall*		E 180 C/C, EI 30 C/C			
7-15 mm diameter/0.7-7.5 mm wall*		E 180 C/C			
16-54mm diameter/1.2-14.2mm wall*		Steel pipes	None	EI 180 C/U	
4-16 mm diameter/1.0-8.0 mm wall*				E 180 C/U, EI 20 C/U	
17-324 mm diameter/6.35-14.2 mm wall*		Alupex Pipes	None	EI 180 C/C	
16-20 mm diameter/2.0 mm wall				E 180 C/C, EI 30 C/C	
75mm diameter/4.6mm wall		20 mm glass- or stone wool insulation minimum 75 kg/m ³	EI 180 C/C	EI 180 C/C	
16 mm diameter/2.25 mm wall				25-50 mm glass- or stone wool insulation minimum 75 kg/m ³	EI 120 C/C
16-75 mm diameter/2.25-4.6 wall*					

* Typical pipe diameters shown, see below graph for intermediate sizes

Ytelseserklæring
Sikacrete-630 Fire+

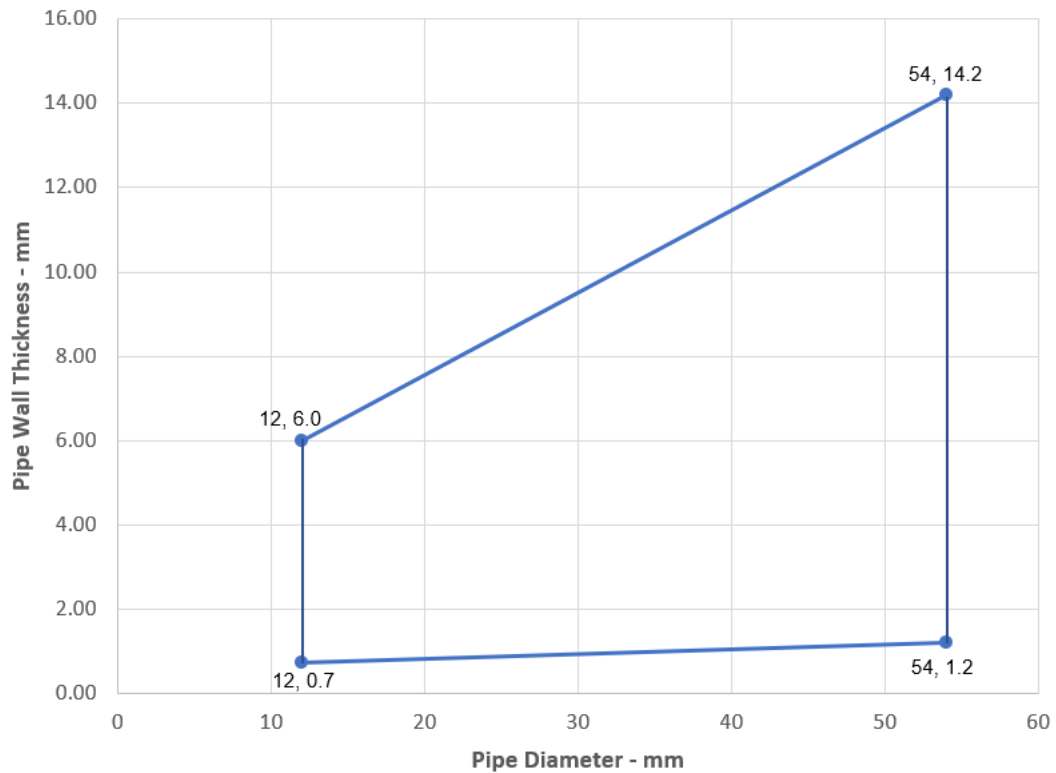
20537727
2021.12 , ver. 1
1549

FOR NÆRMERE INFORMASJON:

Sika Norge AS
Sanitetsveien 1,
NO-2013 SKJETTEN, Norge

tlf. +47 67 06 79 00
www.sika.no

Copper and Steel pipes with Stonewool Insulation CS



Ytelseserklæring
Sikacrete-630 Fire+

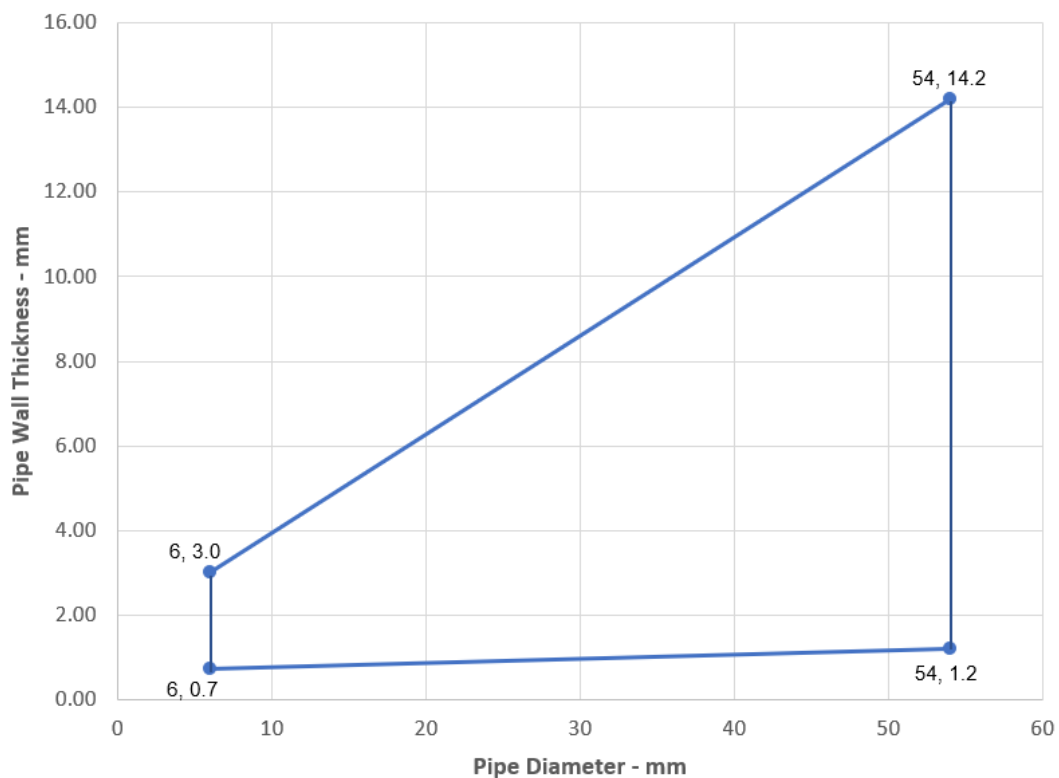
20537727
2021.12 , ver. 1
1549

FOR NÆRMERE INFORMASJON:

Sika Norge AS
Sanitetsveien 1,
NO-2013 SKJETTEN, Norge

tlf. +47 67 06 79 00
www.sika.no

Copper and Steel pipes without Insulation



Ytelseserklæring
Sikacrete-630 Fire+

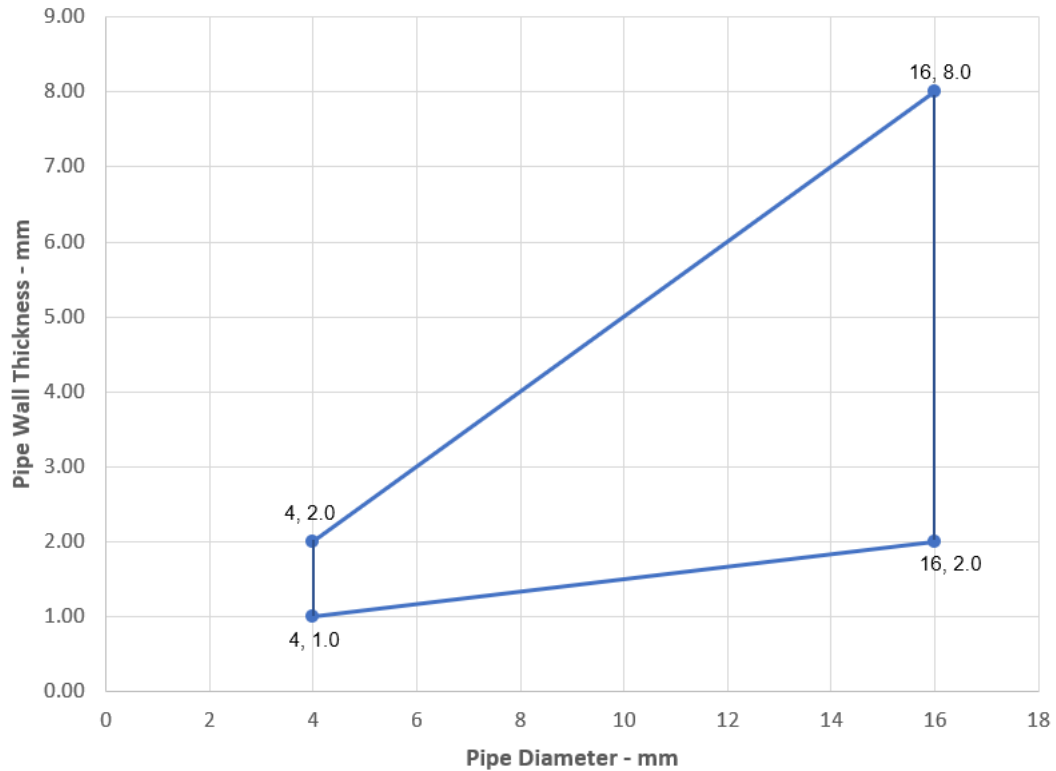
20537727
2021.12 , ver. 1
1549

FOR NÆRMERE INFORMASJON:

Sika Norge AS
Sanitetsveien 1,
NO-2013 SKJETTEN, Norge

tlf. +47 67 06 79 00
www.sika.no

Steel pipes 4-16 mm Diameter without Insulation



Ytelseserklæring
Sikacrete-630 Fire+

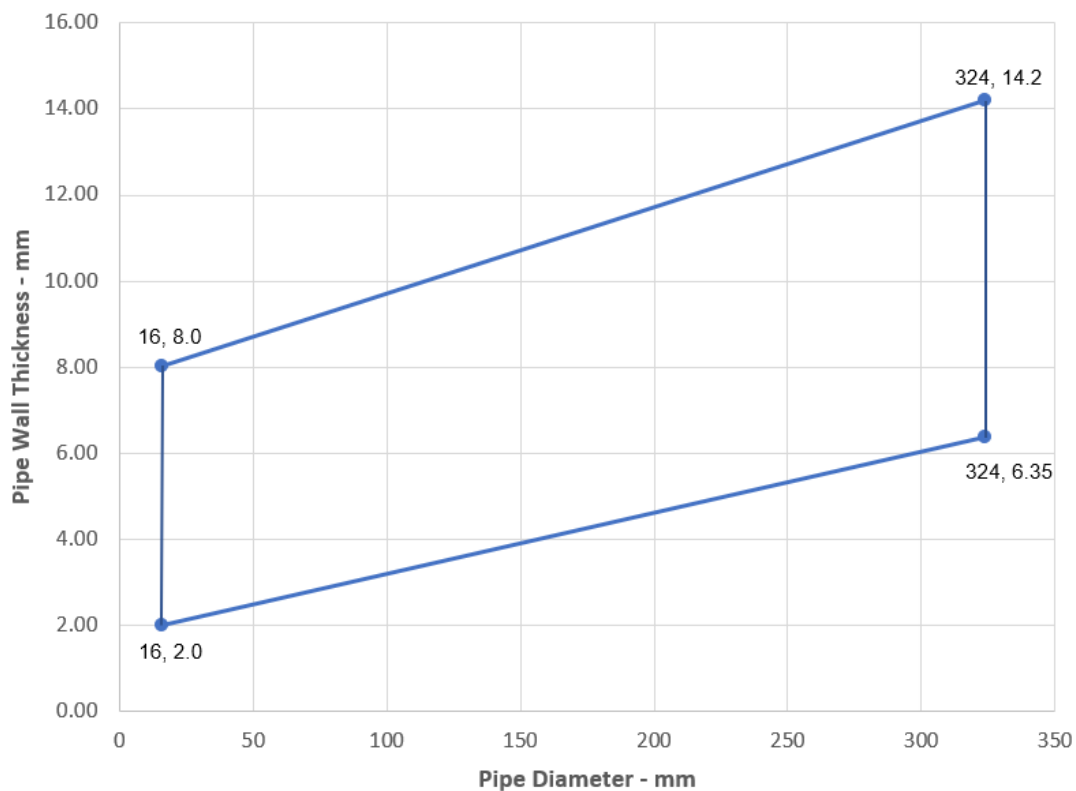
20537727
2021.12 , ver. 1
1549

FOR NÆRMERE INFORMASJON:

Sika Norge AS
Sanitetsveien 1,
NO-2013 SKJETTEN, Norge

tlf. +47 67 06 79 00
www.sika.no

Steel pipes 16-324 mm Diameter without Insulation



Ytelseserklæring
Sikacrete-630 Fire+

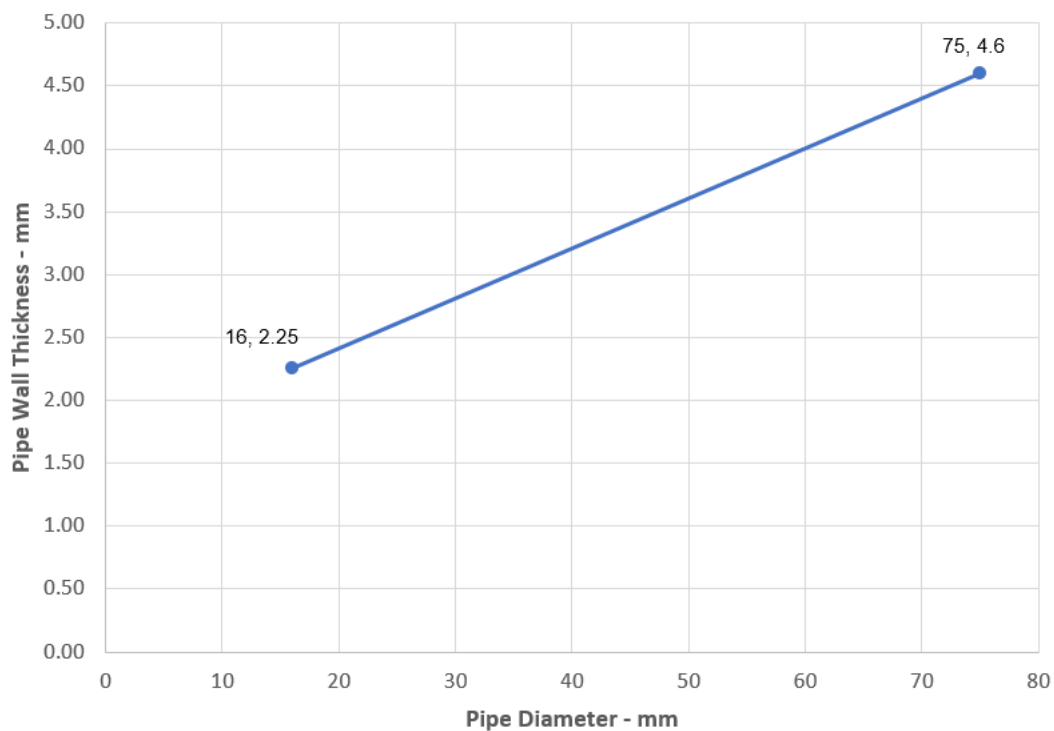
20537727
2021.12 , ver. 1
1549

FOR NÆRMERE INFORMASJON:

Sika Norge AS
Sanitetsveien 1,
NO-2013 SKJETTEN, Norge

tlf. +47 67 06 79 00
www.sika.no

Alupex pipes 16-75 mm Diameter with Glass or Stonewool Insulation CS



Ytelseserklæring
Sikacrete-630 Fire+

20537727
2021.12 , ver. 1
1549

FOR NÆRMERE INFORMASJON:

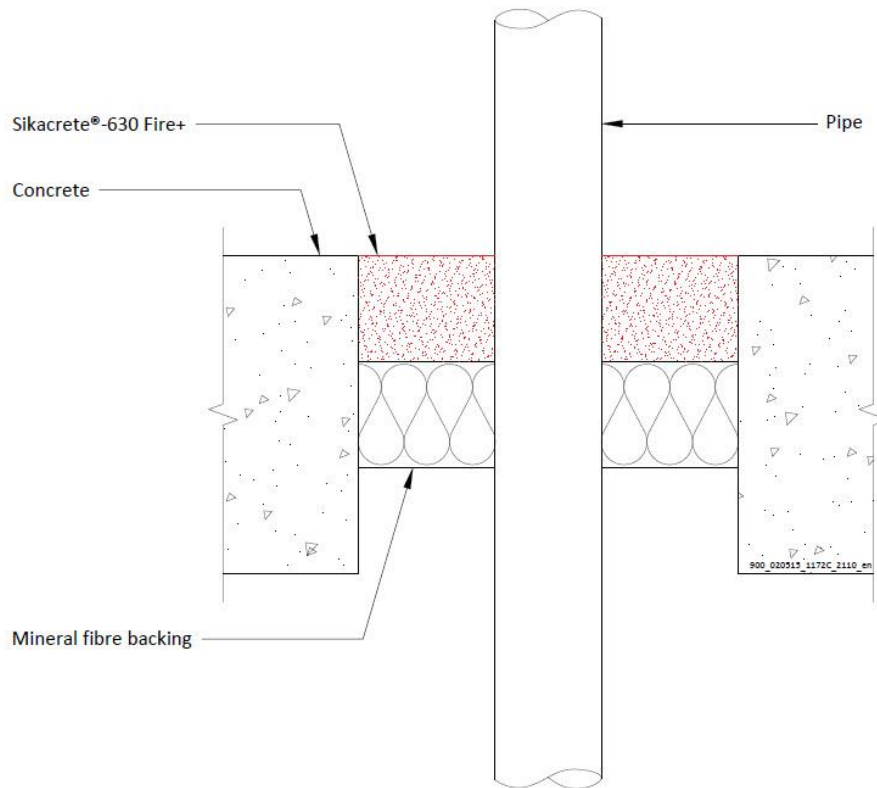
Sika Norge AS
Sanitetsveien 1,
NO-2013 SKJETTEN, Norge

tlf. +47 67 06 79 00
www.sika.no

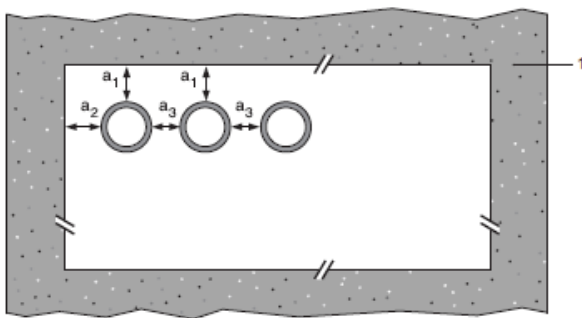
A.2.15 Pipe penetration seal with 50 mm deep Sikacrete-630 Fire+

Penetration Seal: Plastic pipes fitted at any position within the aperture (min. separation 30 mm from seal edges and 30 mm from other services), with min. 50 mm Sikacrete-630 Fire+ flush with the top of floor, backed with min. 50 mm stone wool min. 150 kg/m³

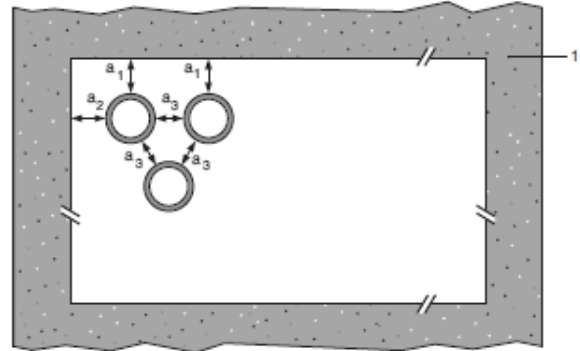
Construction details:



Configuration 1



Configuration 2



Key

- 1 Supporting construction
- a1 Pipe / top edge of seal separation
- a2 Pipe / side edge of seal separation

Ytelseserklæring
Sikacrete-630 Fire+

20537727
2021.12 , ver. 1
1549

**FOR NÆRMERE
INFORMASJON:**

Sika Norge AS
Sanitetsveien 1,
NO-2013 SKJETTEN, Norge

tlf. +47 67 06 79 00
www.sika.no

a3 Pipe / pipe separation

A.2.15.1 Single sided penetration seal with pipes

Services	Wrap	Maximum aperture	Classification
40 mm diameter /3 mm wall PP pipes according to EN 1451-1	None	As section 2. 4)	EI 120 C/C
40 mm diameter /4 mm wall PE pipes according to EN 1519-1, EN 12201-2 and EN 12006-1\$, ABS according to EN 1455-1 and pipes made from SAN+PVC according to EN 1565-1			
110 mm diameter /4.3 mm wall PE pipes according to EN 1519-1, EN 12201-2 and EN 12006-1\$, ABS according to EN 1455-1 and pipes made from SAN+PVC according to EN 1565-1	50 x 1.8mm		EI 60 C/C

Ytelseserklæring
Sikacrete-630 Fire+

20537727
2021.12 , ver. 1
1549

FOR NÆRMERE INFORMASJON:

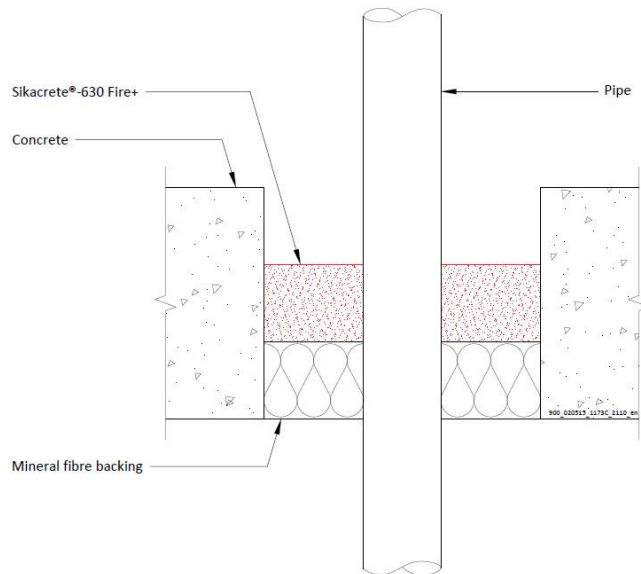
Sika Norge AS
Sanitetsveien 1,
NO-2013 SKJETTEN, Norge

tlf. +47 67 06 79 00
www.sika.no

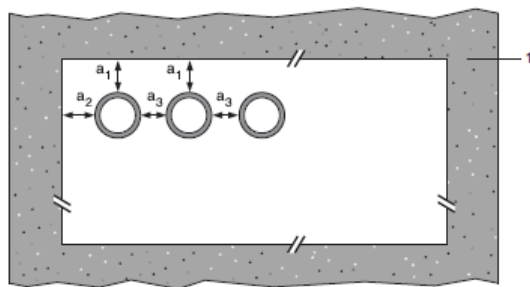
A.2.16 Pipe penetration seal with 50 mm deep Sikacrete-630 Fire+

Penetration Seal: Combustible pipes sealed with Sikacrete-630 Fire+, to either side of the floor, backed with stone wool board min. 150 kg/m³. Minimum separation between pipes of 30 mm (a₃) and from seal edges 30 mm (a₁ & a₂). Maximum seal size as section 2. 4).

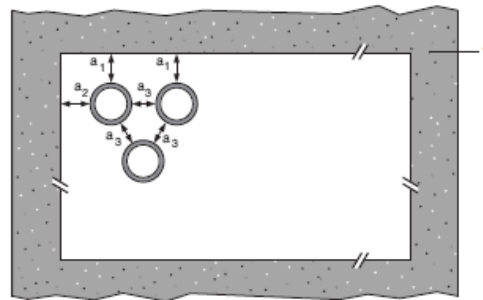
Construction details:



Configuration 1



Configuration 2



Key

- 1 Supporting construction
- a1 Pipe / top edge of seal separation
- a2 Pipe / side edge of seal separation
- a3 Pipe / pipe separation

A.2.16.1 Single side penetration seal with cables

Services	Seal Depth	Permitted configuration for seal separation	Classification
PVC-U pipes according to EN 1329-1, EN 1452-2 and EN 1453-1^, PVC-C according to EN 1566-1			

Ytelseserklæring
Sikacrete-630 Fire+

20537727
2021.12 , ver. 1
1549

**FOR NÆRMERE
INFORMASJON:**

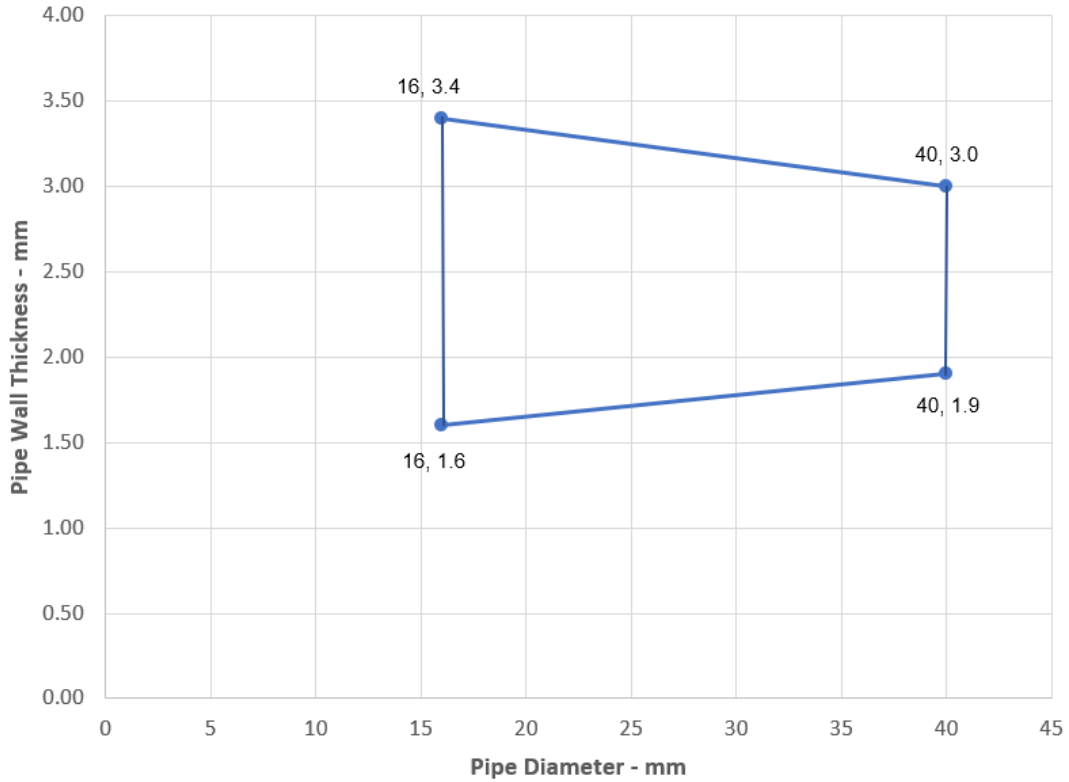
Sika Norge AS
Sanitetsveien 1,
NO-2013 SKJETTEN, Norge

tlf. +47 67 06 79 00
www.sika.no

Diameter 16 mm, wall thickness 1.6 – 3.4 mm, to diameter 40 mm, wall thickness 1.9-3.0 mm*	Min. 50 mm	1 & 2 between all specified pipes	EI 120 U/C, C/C
--	------------	-----------------------------------	------------------------

* See below graph for intermediate sizes

PVC Pipes - EI 120 - U/C



Ytelseserklæring
Sikacrete-630 Fire+

20537727
2021.12 , ver. 1
1549

FOR NÆRMERE INFORMASJON:

Sika Norge AS
Sanitetsveien 1,
NO-2013 SKJETTEN, Norge

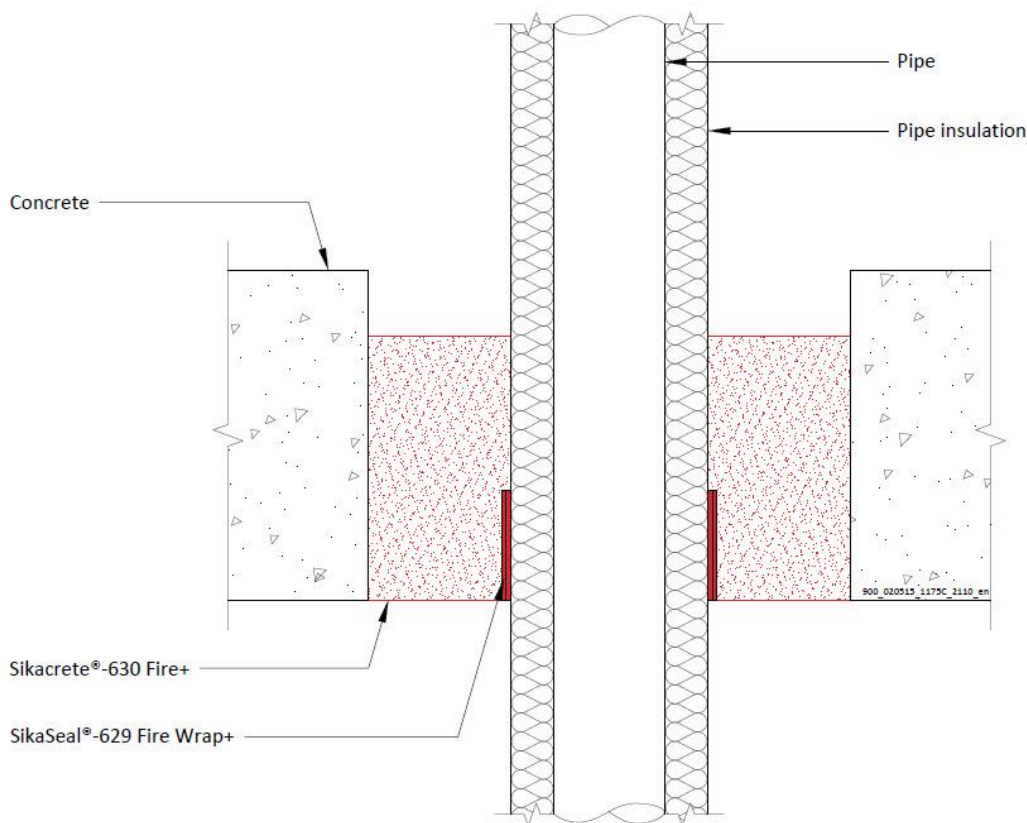
tlf. +47 67 06 79 00
www.sika.no

A.3 Rigid floor constructions according to 1.2.1 with floor thickness of minimum 120 mm

A.3.1 Pipe penetration seal with 120 mm deep Sikacrete-630 Fire+

Penetration Seal: CS (Continuous Sustained) insulated plastic pipes fitted at any position within the aperture (min. separation 30 mm from seal edges and 30 mm from other services), with min. 120 mm Sikacrete-630 Fire+ to either surface of the floor or anywhere between. SikaSeal-629 Fire Wrap+ are required to be fitted around combustible pipe insulation to the bottom of the seal, as indicated below. Maximum seal size as section 2. 4).

Construction details:



A.3.1.1 Single sided penetration seal with pipes

Services	Outer diameter including insulation	Pipe wrap	Pipe insulation	Classification
PE pipes according to EN 1519-1, EN 12201-2 and EN 12006-1, ABS according to EN 1455-1 and pipes made from SAN+PVC according to EN 1565-1				
Maximum 160 mm diameter pipe*	Maximum 68 mm diameter	50 x 3.6 mm (2 x 1.8 layers)	9-50 mm Elastomeric insulation minimum class B-s3,d0 or foil faced phenolic foam insulation	EI 240 C/C
	Maximum 178 mm diameter	75 x 10.8 mm (6 x 1.8 layers)		
	Maximum 260 mm diameter	75 x 18.0 mm (10 x 1.8 layers)	EI 120 C/C	
PP pipes according to EN 1852-1: 2009				

Ytelseserklæring
Sikacrete-630 Fire+

20537727
2021.12 , ver. 1
1549

FOR NÆRMERE INFORMASJON:

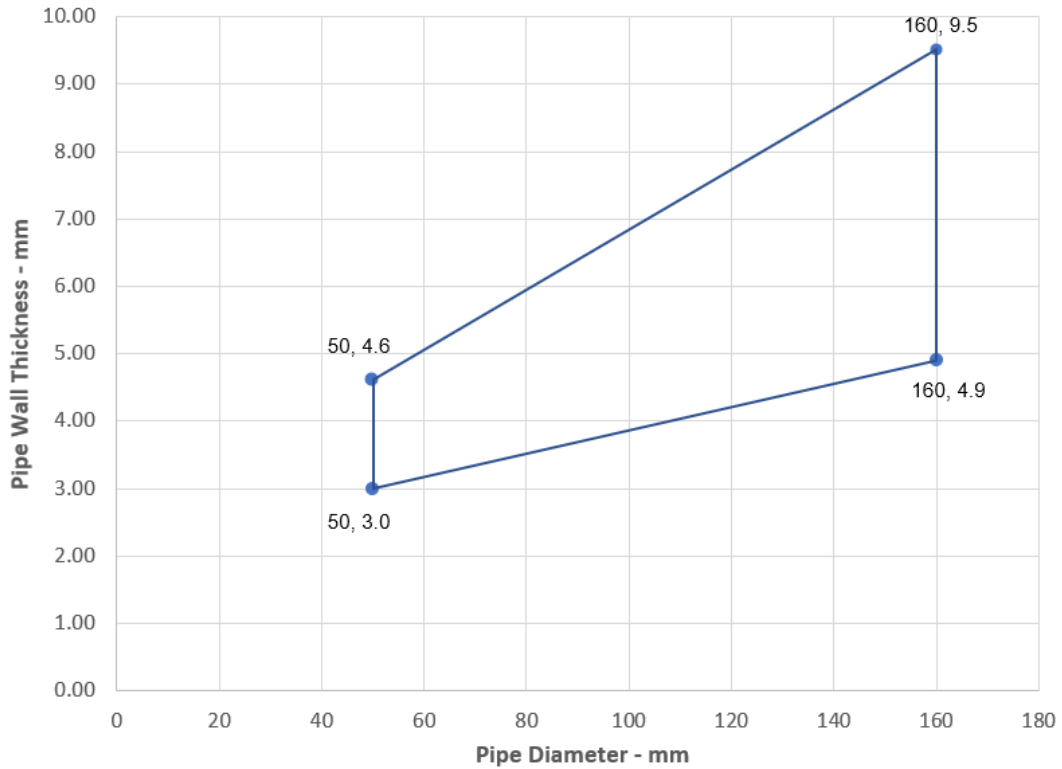
Sika Norge AS
Sanitetsveien 1,
NO-2013 SKJETTEN, Norge

tlf. +47 67 06 79 00
www.sika.no

Maximum 160 mm diameter pipe*	Maximum 68 mm diameter	50 x 3.6 mm (2 x 1.8 layers)	9-50 mm Elastomeric insulation minimum class B-s3,d0 or foil faced phenolic foam insulation	E 240 C/C, EI 180 C/C
	Maximum 178 mm diameter	75 x 10.8 mm (6 x 1.8 layers)		EI 240 C/C
	Maximum 260 mm diameter	75 x 18.0 mm (10 x 1.8 layers)		EI 120 C/C

*See below graph for interpolation pipe sizes

PE pipes 50-160 mm Diameter with Insulation CS



Ytelseserklæring
Sikacrete-630 Fire+

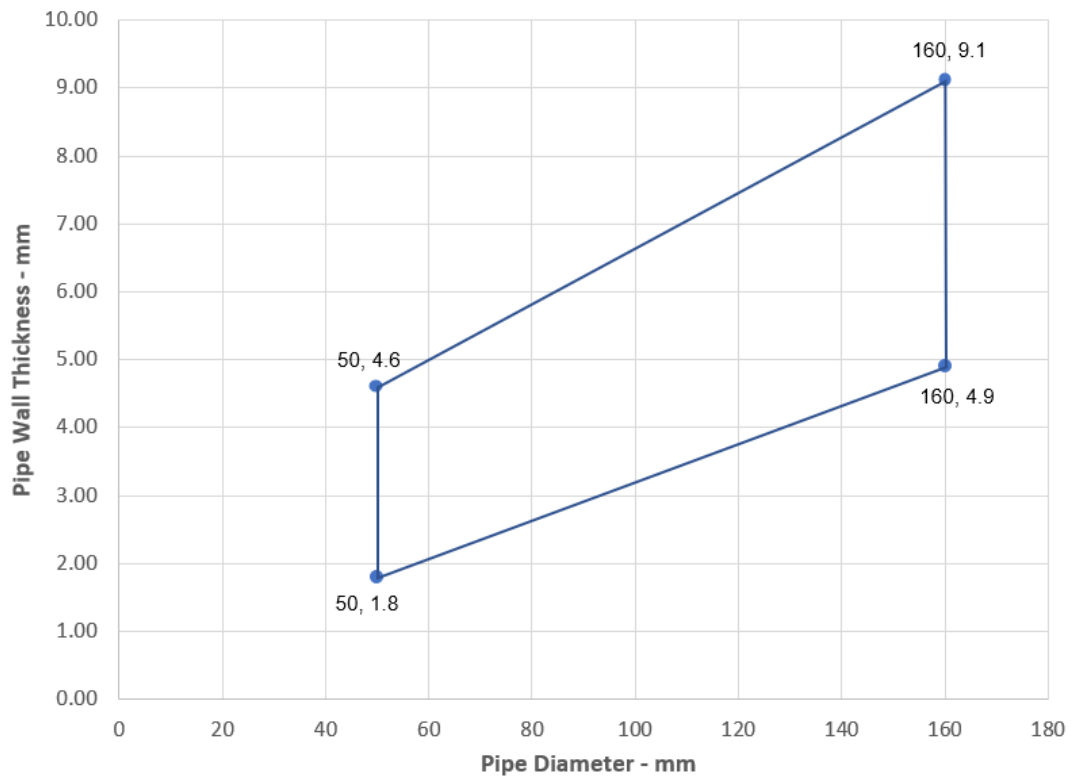
20537727
2021.12 , ver. 1
1549

FOR NÆRMERE INFORMASJON:

Sika Norge AS
Sanitetsveien 1,
NO-2013 SKJETTEN, Norge

tlf. +47 67 06 79 00
www.sika.no

PP pipes 50-160 mm Diameter with Insulation CS



Ytelseserklæring
Sikacrete-630 Fire+

20537727
2021.12 , ver. 1
1549

FOR NÆRMERE INFORMASJON:

Sika Norge AS
Sanitetsveien 1,
NO-2013 SKJETTEN, Norge

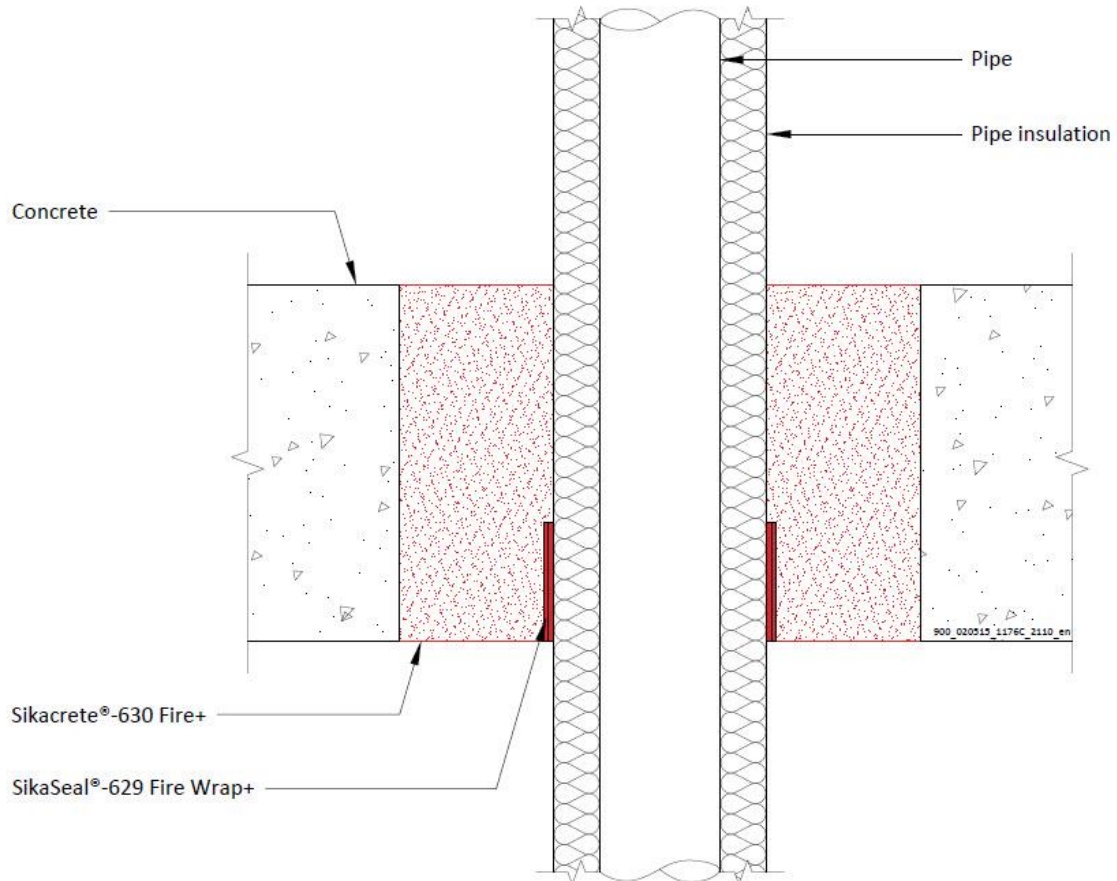
tlf. +47 67 06 79 00
www.sika.no

A.4 Rigid floor constructions according to 1.2.1 with floor thickness of minimum 150 mm

A.4.1 Pipe penetration seal with 150 mm deep Sikacrete-630 Fire+

Penetration Seal: CS (Continuous Sustained) insulated metallic pipes fitted at any position within the aperture (min. separation 30 mm from seal edges and 30 mm from other services), with min. 150 mm Sikacrete-630 Fire+ to either surface of the floor or anywhere between. SikaSeal-629 Fire Wrap+ are required to be fitted around combustible pipe insulation. Maximum seal size as section 2. 4).

Construction details:



A.4.1.1 Single side penetration seal with pipes

Services	Wrap	Insulation	Classification
Mild or stainless steel pipes			
12 mm diameter/ 1.0 mm wall	1 off 50 x 1.8 mm SikaSeal-629 Fire	9 mm PE foam insulation	EI 180 C/U
Maximum 76 mm diameter/ 1.5-14.2 mm wall*	Wrap+, fitted at soffit		E 180 C/U EI 60 C/U

Ytelseserklæring
Sikacrete-630 Fire+

20537727
2021.12 , ver. 1
1549

FOR NÆRMERE INFORMASJON:

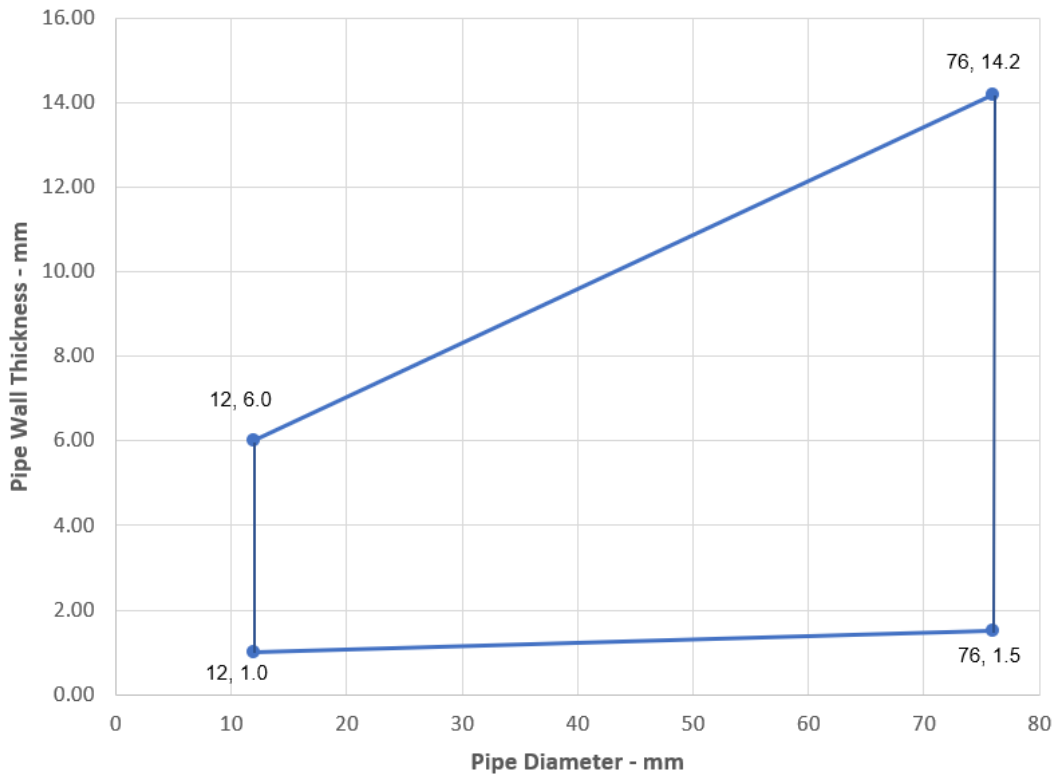
Sika Norge AS
Sanitetsveien 1,
NO-2013 SKJETTEN, Norge

tlf. +47 67 06 79 00
www.sika.no

	2 off 50 x 1.8 mm SikaSeal-629 Fire Wrap+ fitted at soffit	9-30 mm PE foam insulation	
--	---	-------------------------------	--

* See below graph for intermediate sizes

Steel Pipes 12-76 with PE Pipe Ins / Wrap - C/U



Ytelseserklæring
Sikacrete-630 Fire+

20537727
2021.12 , ver. 1
1549

FOR NÆRMERE INFORMASJON:

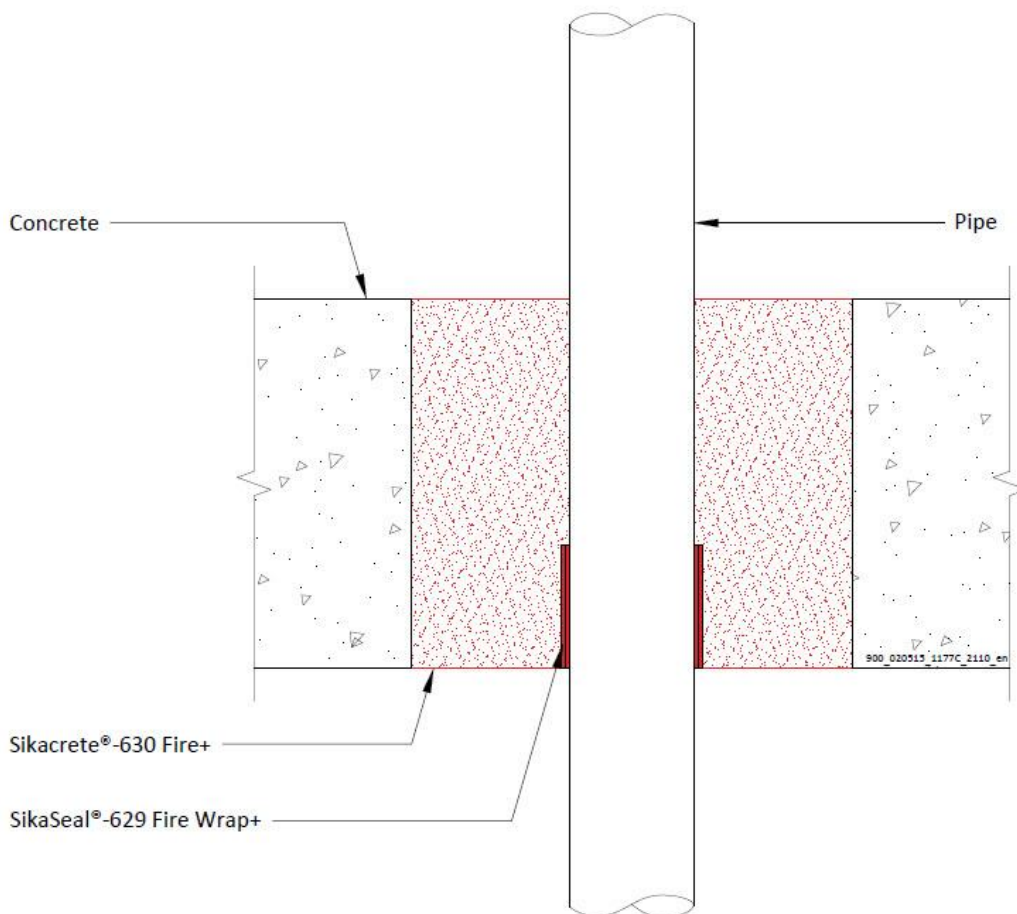
Sika Norge AS
Sanitetsveien 1,
NO-2013 SKJETTEN, Norge

tlf. +47 67 06 79 00
www.sika.no

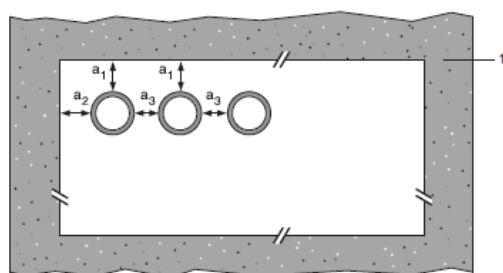
A.4.2 Pipe penetration seal with 150 mm deep Sikacrete-630 Fire+

Penetration Seal: Plastic pipes fitted at any position within the aperture (min. separation 30 mm from seal edges and from other services), with 150 mm Sikacrete-630 Fire+ to either surface of the floor or anywhere between. SikaSeal-629 Fire Wrap+ are required to be fitted to the bottom of the seal, as indicated below. Maximum seal size as section 2. 4).

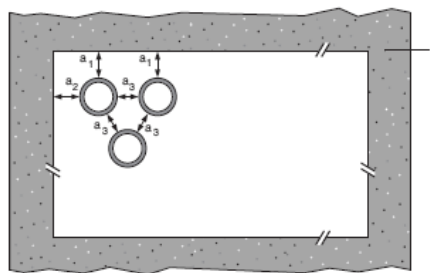
Construction details:



Configuration 1



Configuration 2



Key

- 1 Supporting construction
- a1 Pipe / top edge of seal separation

Ytelseserklæring
Sikacrete-630 Fire+

20537727
2021.12 , ver. 1
1549

**FOR NÆRMERE
INFORMASJON:**

Sika Norge AS
Sanitetsveien 1,
NO-2013 SKJETTEN, Norge

tlf. +47 67 06 79 00
www.sika.no

a2 Pipe / side edge of seal separation
a3 Pipe / pipe separation

A.4.2.1

Services	Wrap	Permitted configuration for seal separation	Classification
PVC-U pipes according to EN 1329-1, EN 1452-1 and EN 1453-1, PVC-C according to EN 1566-1			
Up to 40 mm diameter/1.8-3.7 mm wall*	50 x 1.8	1 & 2	EI 120 U/U
Up to 125 mm diameter / 4.8-7.4 mm wall*	50 x 7.2 mm		EI 60 U/U
Up to 160 mm diameter/9.5 mm wall*	75 x 7.2 mm		E 120 U/U, EI 30 U/U
PP pipes according to EN 1451-1			
Up to 40 mm diameter/1.8-5.5 mm wall*	50 x 1.8	1 & 2	EI 120 U/U
Up to 125 mm diameter / 11.4 mm wall*	50 x 7.2 mm		EI 240 U/U
Up to 160 mm diameter/14.6 mm wall*	75 x 7.2 mm		EI 240 U/U
PE pipes according to EN 1519-1, EN 12201-2 and EN 12666-1, ABS according to EN 1455-1 and pipes made from SAN+PVC according to EN 1565-1			
Up to 40 mm diameter/2.4-3.7 mm wall*	50 x 1.8 mm	1 & 2	EI 240 U/U
Up to 110 mm diameter/3.4-10 mm wall*	75 x 5.4 mm		EI 240 U/U
Up to 125 mm diameter/11.4 mm wall*	50 x 7.2 mm		EI 240 U/U
Up to 160 mm diameter/4.9-14.6 mm wall*	75 x 7.2 mm		EI 120 U/U

* Typical pipe diameters shown, see below graph for intermediate sizes

Ytelseserklæring
Sikacrete-630 Fire+

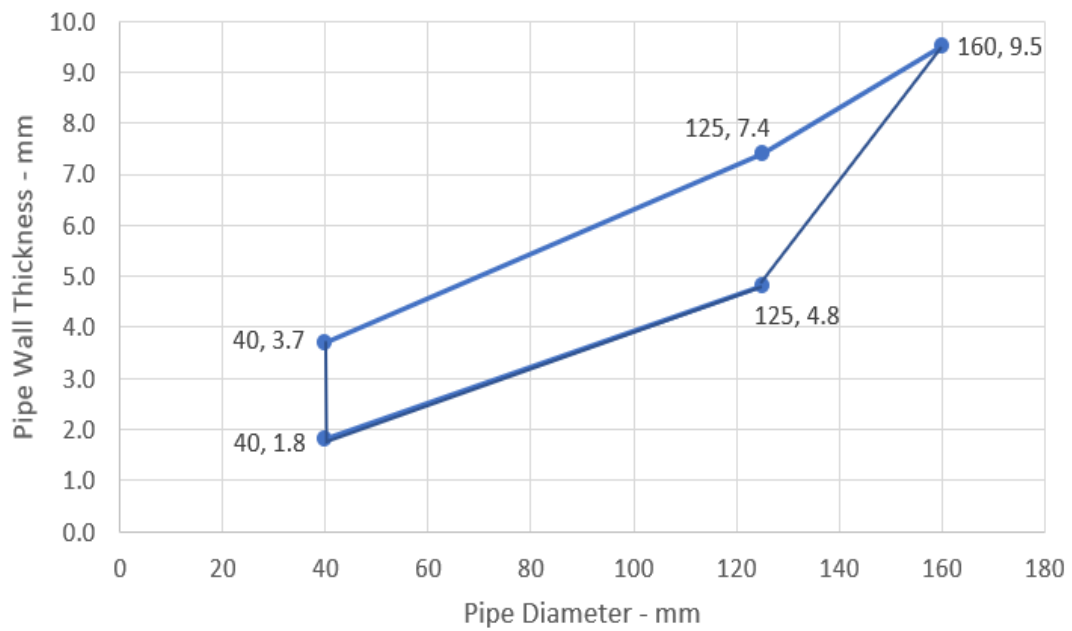
20537727
2021.12 , ver. 1
1549

FOR NÆRMERE INFORMASJON:

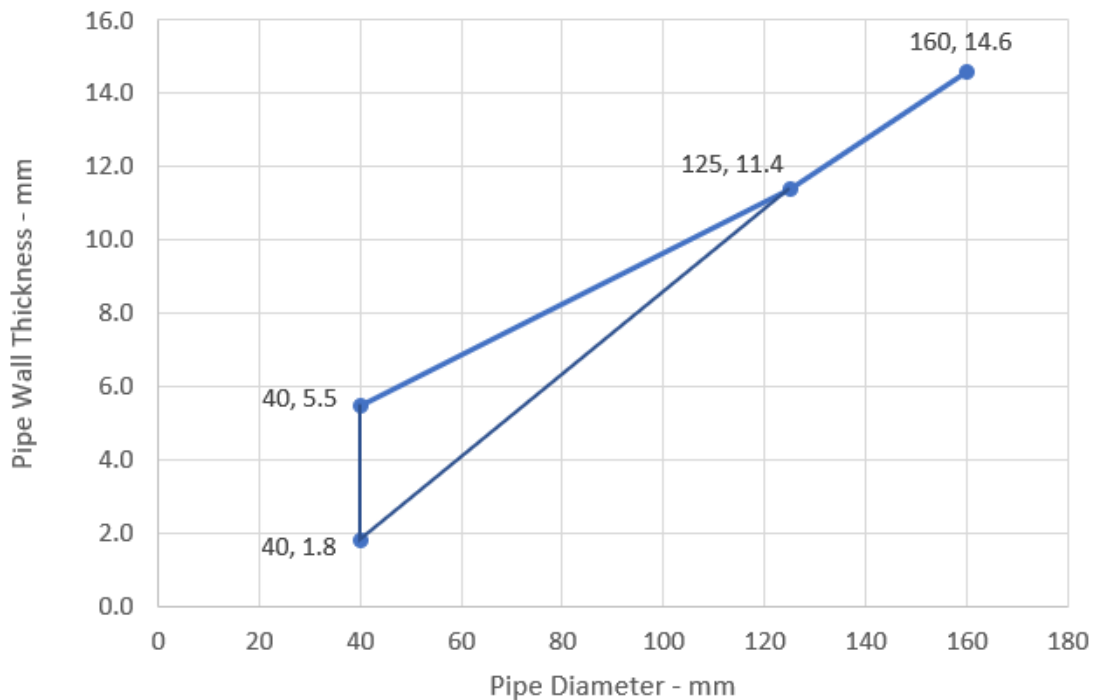
Sika Norge AS
Sanitetsveien 1,
NO-2013 SKJETTEN, Norge

tlf. +47 67 06 79 00
www.sika.no

PVC-U Pipes - E 60 U/U, EI 30 U/U



PP Pipes - E 120 U/U



Ytelseserklæring
Sikacrete-630 Fire+

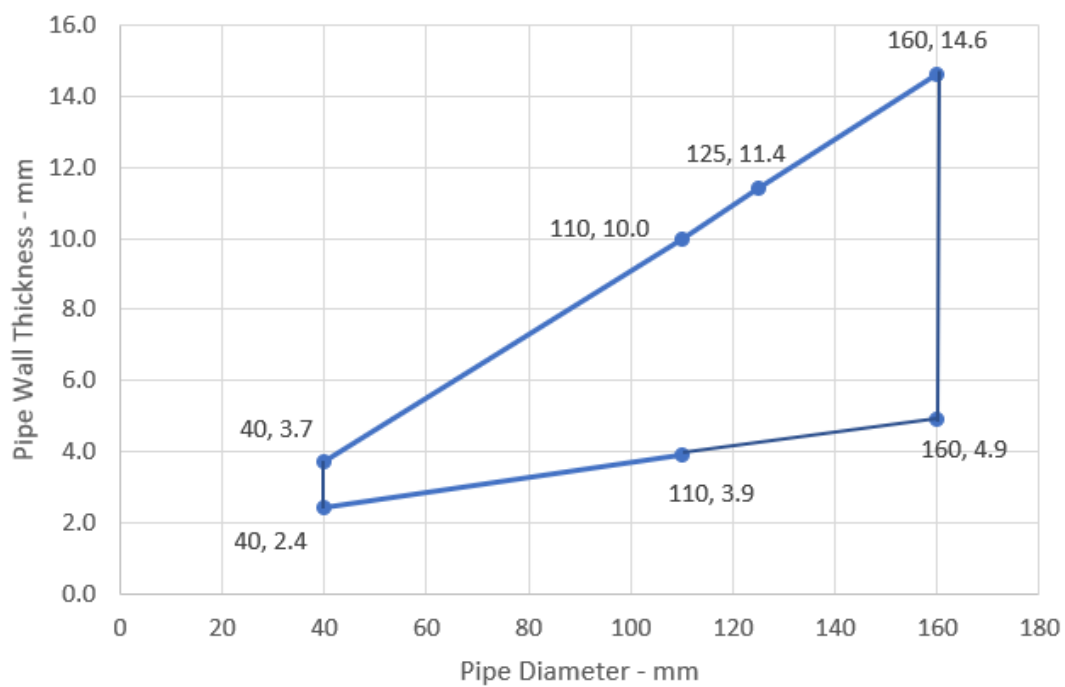
20537727
2021.12, ver. 1
1549

FOR NÆRMERE INFORMASJON:

Sika Norge AS
Sanitetsveien 1,
NO-2013 SKJETTEN, Norge

tlf. +47 67 06 79 00
www.sika.no

PE Pipes - EI 120 U/U



Ytelseserklæring
Sikacrete-630 Fire+

20537727
2021.12 , ver. 1
1549

FOR NÆRMERE INFORMASJON:

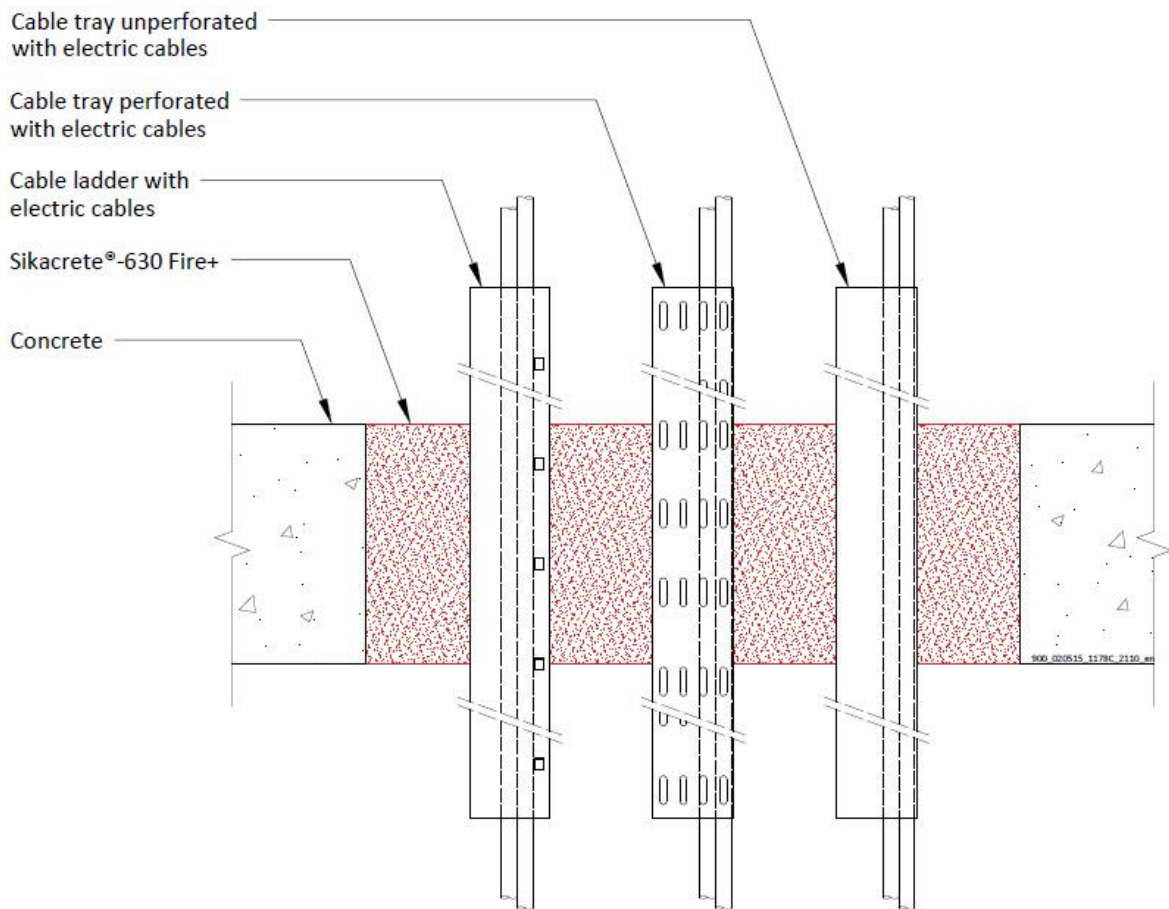
Sika Norge AS
Sanitetsveien 1,
NO-2013 SKJETTEN, Norge

tlf. +47 67 06 79 00
www.sika.no

A.4.3 Cable penetration seal with 150 mm deep Sikacrete-630 Fire+

Penetration Seal: Cables fitted with Sikacrete-630 Fire+ to either side of floor. Maximum seal size as section 2. 4) and minimum separation between cables and the edge of the seal of 30 mm.

Construction details:



A.4.3.1 Single side penetration seal with cables

Services	Mortar depth	Backing	Insulation	Classification
Blank seals	Min. 150 mm	None	None	EI 240
Electric cables up to 21 mm diameter, single or in a bundle.				E 240 EI 120
Steel cable trays and ladders up to 500 mm wide				E 240 EI 90
Electric cables 22-50 mm diameter, single or in a bundle.				E 90 EI 60
Electric cables 51-80 mm diameter, single or in a bundle.				

Ytelseserklæring
Sikacrete-630 Fire+

20537727
2021.12 , ver. 1
1549

**FOR NÆRMERE
INFORMASJON:**

Sika Norge AS
Sanitetsveien 1,
NO-2013 SKJETTEN, Norge

tlf. +47 67 06 79 00
www.sika.no

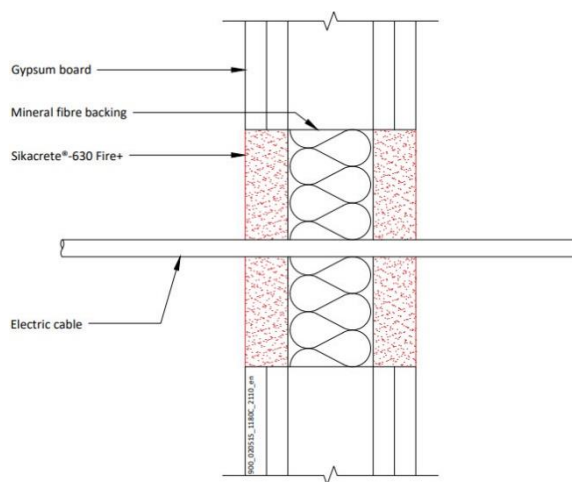
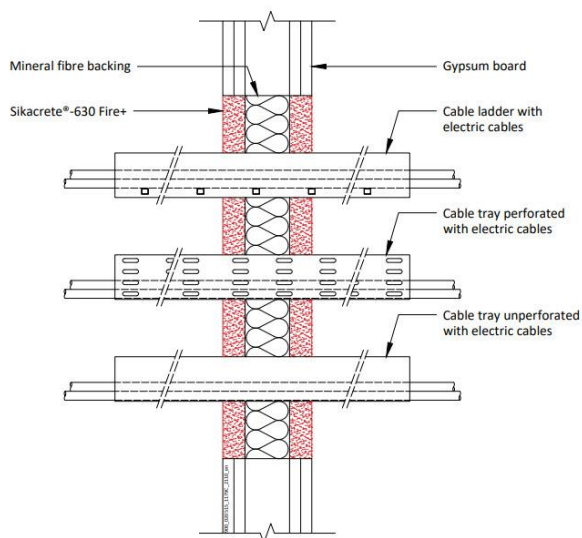
Unsheathed wire up to 24 mm diameter				EI 120
--------------------------------------	--	--	--	--------

A.5 Flexible and rigid wall constructions according to 1.2.1 with wall thickness of min. 100 mm

A.5.1 Cable penetration seal with 25 mm deep Sikacrete-630 Fire+ to both faces backed with 50 mm mineral fibre board

Penetration Seal: Cables fitted at any position within the aperture (min. separation 25 mm from seal edges), with min. 25 mm Sikacrete-630 Fire+ to both sides of the wall, backed with min. 1 x 50 mm or 2 x 25 mm stone wool board min. 150 kg/m³.

Construction details:



A.5.1.1 Double side penetration seal with cables

Services	Maximum aperture	Classification
None (blank)	As section 2. 4)	EI 120
Single electrical cables up to 21 mm Ø (min.100 separation from other services)		E 120, EI 90
Electrical cables up to 80 mm Ø (single, bundled and on trays)		E 120, EI 60
Steel cable trays & ladders		E 120 C/U, EI 60 C/U
Steel conduits up to 16 mm Ø		E 120 C/U, EI 45 C/U
copper conduits up to 16 mm Ø		E 120, EI 45
Unsheathed wires up to 24 mm Ø		EI 120 C/U, EI 120 C/C
PVC conduits up to 16 mm Ø		

Ytelseserklæring
Sikacrete-630 Fire+

20537727
2021.12 , ver. 1
1549

**FOR NÆRMERE
INFORMASJON:**

Sika Norge AS
Sanitetsveien 1,
NO-2013 SKJETTEN, Norge

tlf. +47 67 06 79 00
www.sika.no

Ytelseserklæring
Sikacrete-630 Fire+

20537727
2021.12 , ver. 1
1549

218/242

**FOR NÆRMERE
INFORMASJON:**

Sika Norge AS
Sanitetsveien 1,
NO-2013 SKJETTEN, Norge

tlf. +47 67 06 79 00
www.sika.no

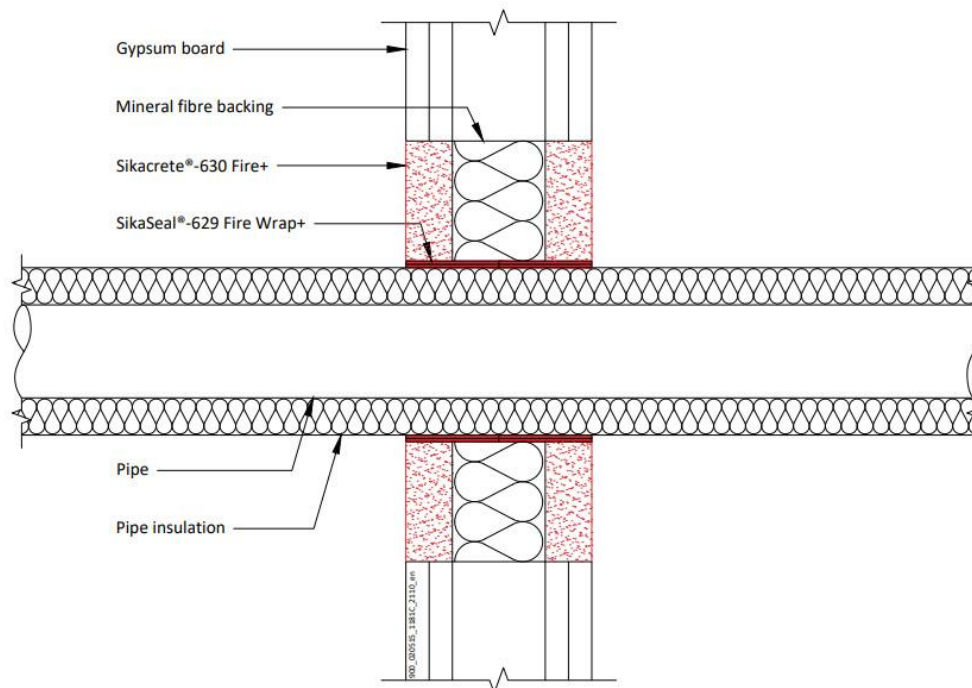
BUILDING TRUST



A.5.2 Pipe penetration seal with 25 mm deep Sikacrete-630 Fire+ to both faces backed with 50 mm mineral fibre board

Penetration Seal: CS (Continuous Sustained) insulated metallic pipes fitted at any position within the aperture (min. separation 30 mm from seal edges), with min. 25 mm Sikacrete-630 Fire+ to both sides of the wall, backed with min. 1 x 50 mm or 2 x 25 mm stone wool board min. 150 kg/m³ or min. 50 mm Sikacrete-630 Fire+ to both sides of the wall without backing*. SikaSeal-629 Fire Wrap+ are required to be fitted to both faces of the seal.

Construction details:



* Maximum seal size as section 2. 4)

A.5.2.1 Double side penetration seal with pipes

Services	Wrap	Insulation	Classification
Mild or stainless steel pipes			
40 mm diameter/1-14.2 mm wall	2 off 50 x 1.8 mm SikaSeal-629 Fire Wrap+, one fitted flush to each face of seal	13 mm Elastomeric insulation minimum class B-s3,d0 or PE Foam insulation	EI 120 C/U
40 mm diameter/1-14.2 mm wall*	2 off 50 x 3.6 mm SikaSeal-629 Fire Wrap+, one fitted flush to each face of seal		
50 mm diameter/1.3-14.2 mm wall*			
60 mm diameter/1.6-14.2 mm wall*			
75 mm diameter/2-14.2 mm wall*			
90 mm diameter/2.4-14.2 mm wall*			
100 mm diameter/2.7-14.2 mm wall*	E 120 C/U, EI 60 C/U		

Ytelseserklæring
Sikacrete-630 Fire+

**FOR NÆRMERE
INFORMASJON:**

20537727
2021.12 , ver. 1
1549

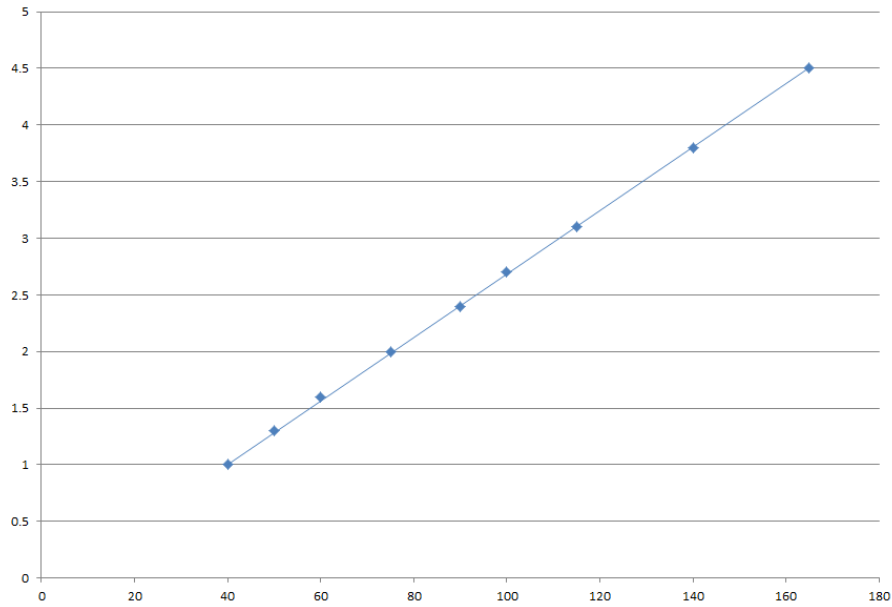
Sika Norge AS
Sanitetsveien 1,
NO-2013 SKJETTEN, Norge

tlf. +47 67 06 79 00
www.sika.no

115 mm diameter/3.1-14.2 mm wall*			
140 mm diameter/3.8-14.2 mm wall*			
165 mm diameter/ 4.5-14.2 mm wall*			

* Typical pipe diameters shown, see below graph for intermediate sizes

Pipe diameter vs Wall thickness



Ytelseserklæring
Sikacrete-630 Fire+

20537727
2021.12 , ver. 1
1549

**FOR NÆRMERE
INFORMASJON:**

Sika Norge AS
Sanitetsveien 1,
NO-2013 SKJETTEN, Norge

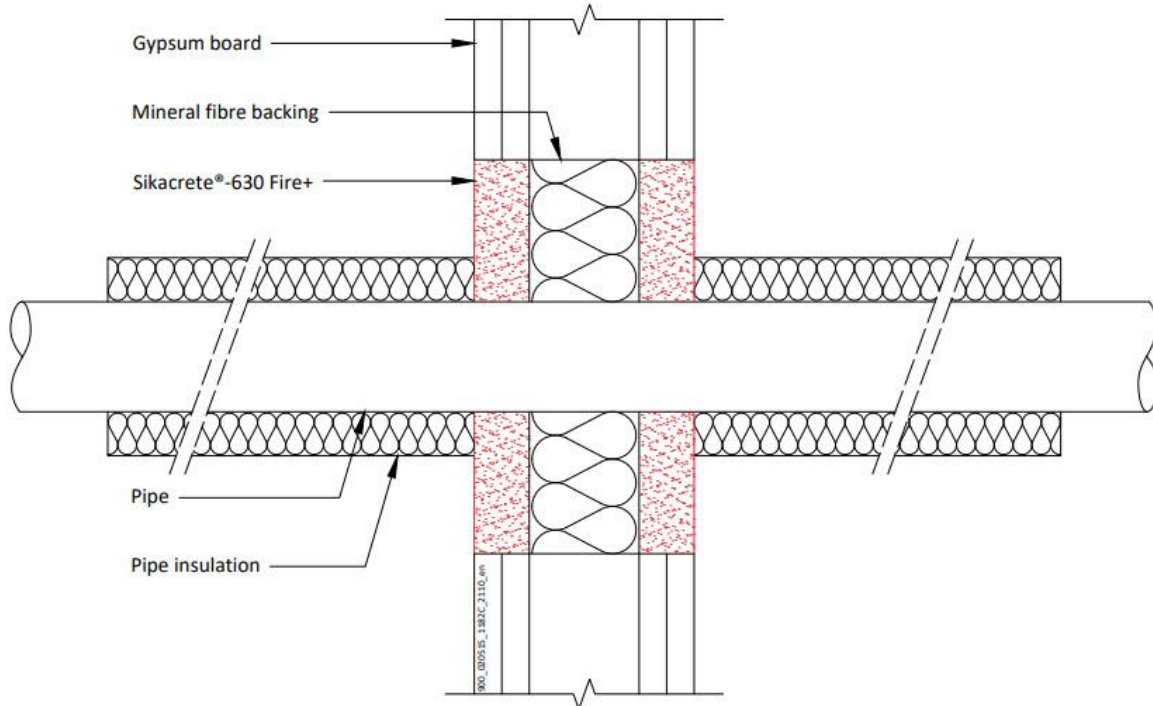
tlf. +47 67 06 79 00
www.sika.no



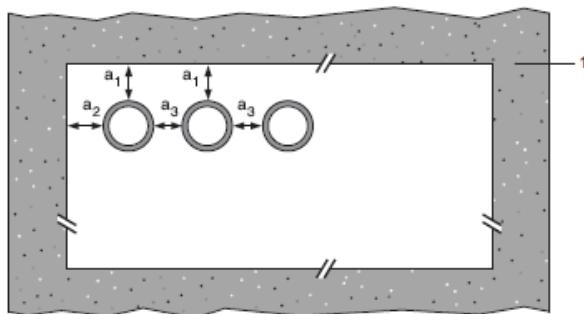
A.5.3 Pipe penetration seal with 25 mm deep Sikacrete-630 Fire+ to both faces backed with 50 mm mineral fibre board

Penetration Seal: 500 mm (min.)* LI (Local Interrupted) or CI (Continuous Interrupted) insulated metallic (and composite) pipes fitted at any position within the aperture (min. separation 30 mm from seal edges), with min. 25 mm Sikacrete-630 Fire+ to both sides of the wall backed with min. 1 x 50 mm or 2 x 25 mm stone wool board min. 150 kg/m³. Maximum seal size as section 2. 4).

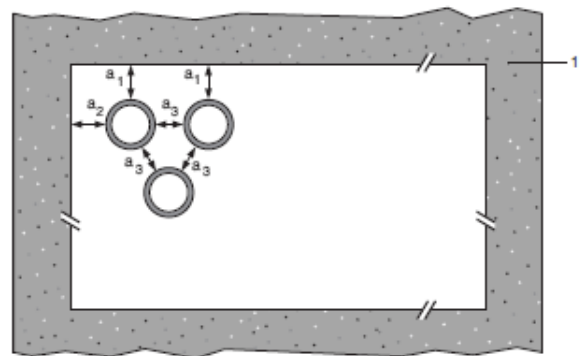
Construction details:



Configuration 1



Configuration 2



Key

- 1 Supporting construction
- a1 Pipe / top edge of seal separation
- a2 Pipe / side edge of seal separation
- a3 Pipe / pipe separation

Ytelseserklæring
Sikacrete-630 Fire+

20537727
2021.12 , ver. 1
1549

**FOR NÆRMERE
INFORMASJON:**

Sika Norge AS
Sanitetsveien 1,
NO-2013 SKJETTEN, Norge

tlf. +47 67 06 79 00
www.sika.no

* Minimum 600 mm long insulation required for Alupex pipe.

A.5.3.1 Double side penetration seal with pipes

Services	Insulation	Classification
Copper or steel pipes up to 54 mm diameter/1-14.2 mm wall	Min. 20 mm stone wool min. 80 kg/m ³	EI 120 C/C
Alupex composite pipe 75 mm diameter/7.5 mm wall	600 mm length of 25 mm Mineral Fibre BIO	EI 60 U/U, EI 60 U/C, EI 60 C/U. EI 60 C/C

Ytelseserklæring
Sikacrete-630 Fire+

20537727
2021.12 , ver. 1
1549

FOR NÆRMERE INFORMASJON:

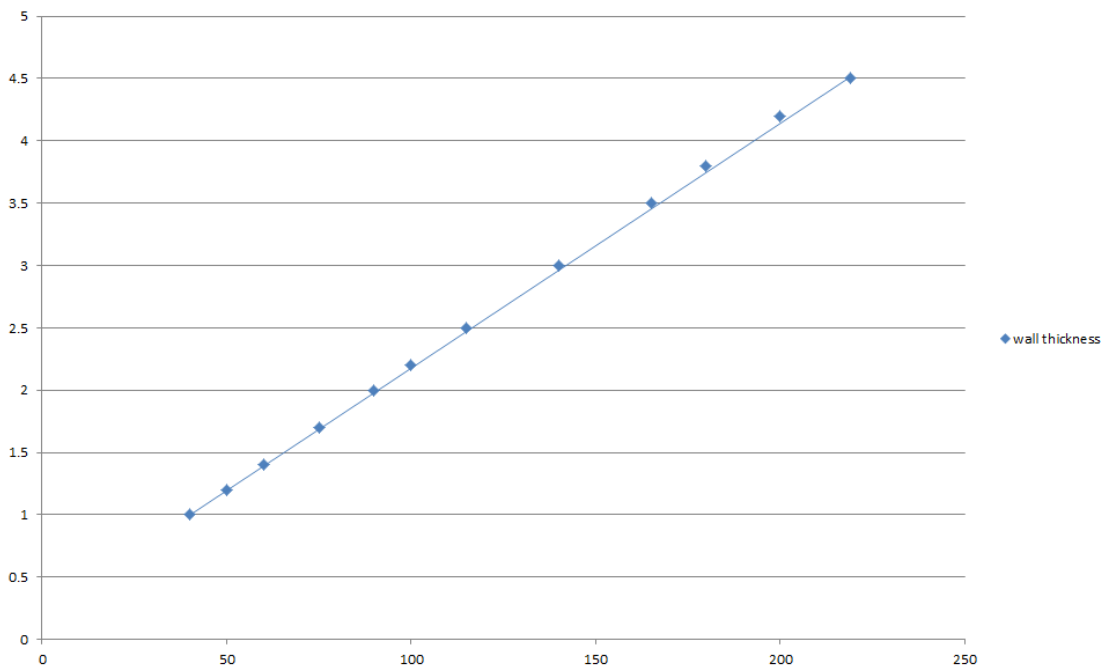
Sika Norge AS
Sanitetsveien 1,
NO-2013 SKJETTEN, Norge

tlf. +47 67 06 79 00
www.sika.no

Services	Insulation, minimum thickness and density	Classification
Mild or stainless steel pipe		
40 mm diameter/1-14.2 mm wall	20 mm stone wool 80 kg/m ³	EI 120 C/U
40 mm diameter/1-14.2 mm wall*	30 mm stone wool 80 kg/m ³	E 120 C/U, EI 90 C/U
50 mm diameter/1.2-14.2 mm wall*		
60 mm diameter/1.4-14.2 mm wall*		
75 mm diameter/1.7-14.2 mm wall*		
90 mm diameter/2-14.2 mm wall*		
100 mm diameter/2.2-14.2 mm wall*		
115 mm diameter/2.5-14.2 mm wall*		
140 mm diameter/3-14.2 mm wall*		
165 mm diameter/3.5-14.2 mm wall*		
180 mm diameter/3.8-14.2 mm wall*		
200 mm diameter/4.2-14.2 mm wall*		
219 mm diameter/4.5-14.2 mm wall*		

* Typical pipe diameters shown, see below graph for intermediate sizes

Pipe diameter vs Wall thickness



Ytelseserklæring
Sikacrete-630 Fire+

20537727
2021.12 , ver. 1
1549

**FOR NÆRMERE
INFORMASJON:**

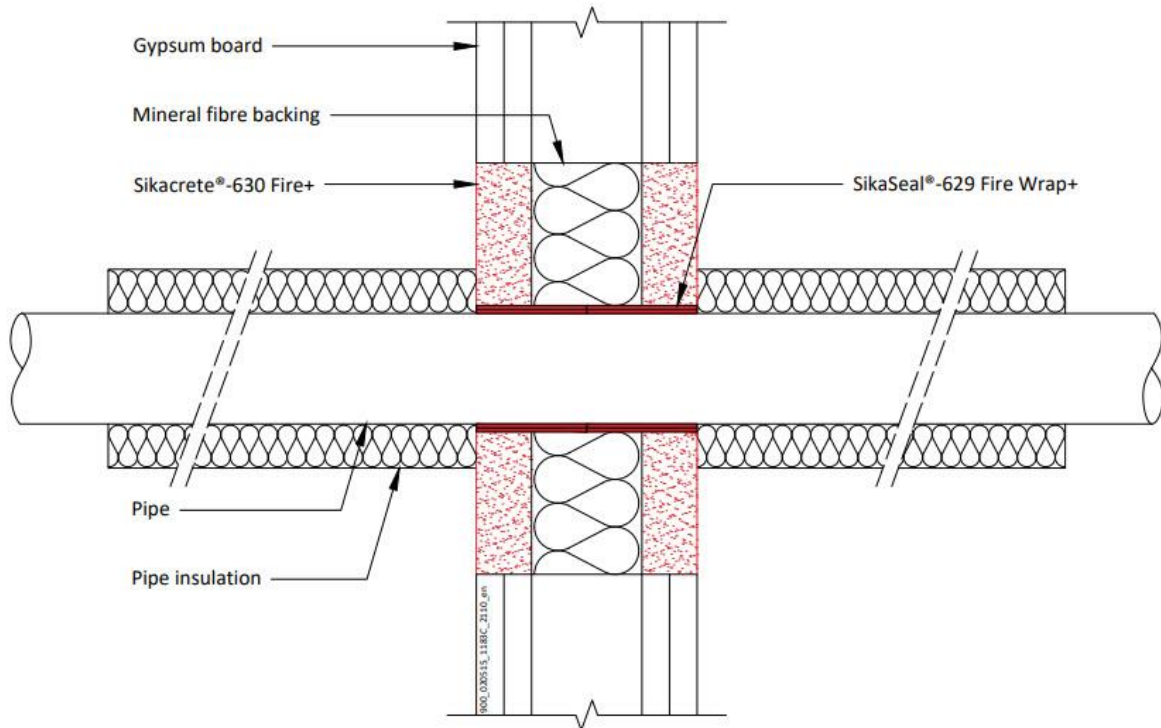
Sika Norge AS
Sanitetsveien 1,
NO-2013 SKJETTEN, Norge

tlf. +47 67 06 79 00
www.sika.no

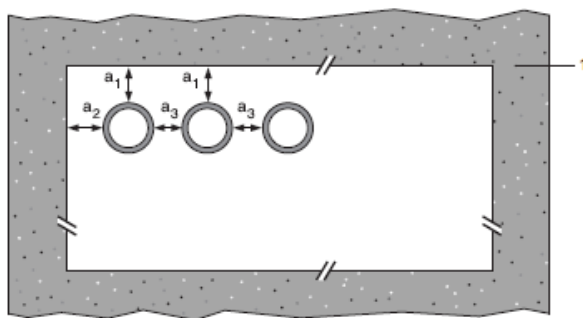
A.5.4 Pipe penetration seal with 25 mm deep Sikacrete-630 Fire+ to both faces backed with 50 mm mineral fibre board

Penetration Seal: 500 mm (min.)* LI (Local Interrupted) or CI (Continuous Interrupted) insulated metallic (and composite) pipes fitted at any position within the aperture (min. separation 30 mm from seal edges), with min. 25 mm Sikacrete-630 Fire+ to both sides of the wall backed with min. 1 x 50 mm or 2 x 25 mm stone wool board min. 150 kg/m³. Maximum seal size as section 2. 4)

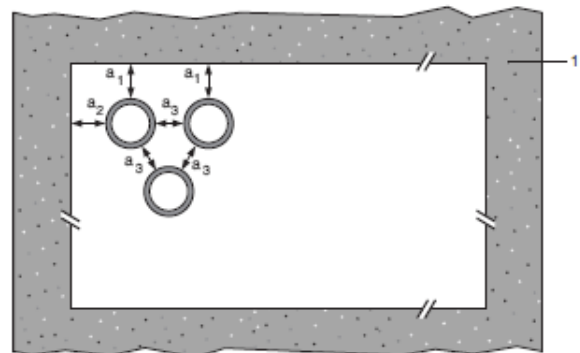
Construction details:



Configuration 1



Configuration 2



Key

- 1 Supporting construction
- a1 Pipe / top edge of seal separation
- a2 Pipe / side edge of seal separation

Ytelseserklæring
Sikacrete-630 Fire+

20537727
2021.12 , ver. 1
1549

**FOR NÆRMERE
INFORMASJON:**

Sika Norge AS
Sanitetsveien 1,
NO-2013 SKJETTEN, Norge

tlf. +47 67 06 79 00
www.sika.no

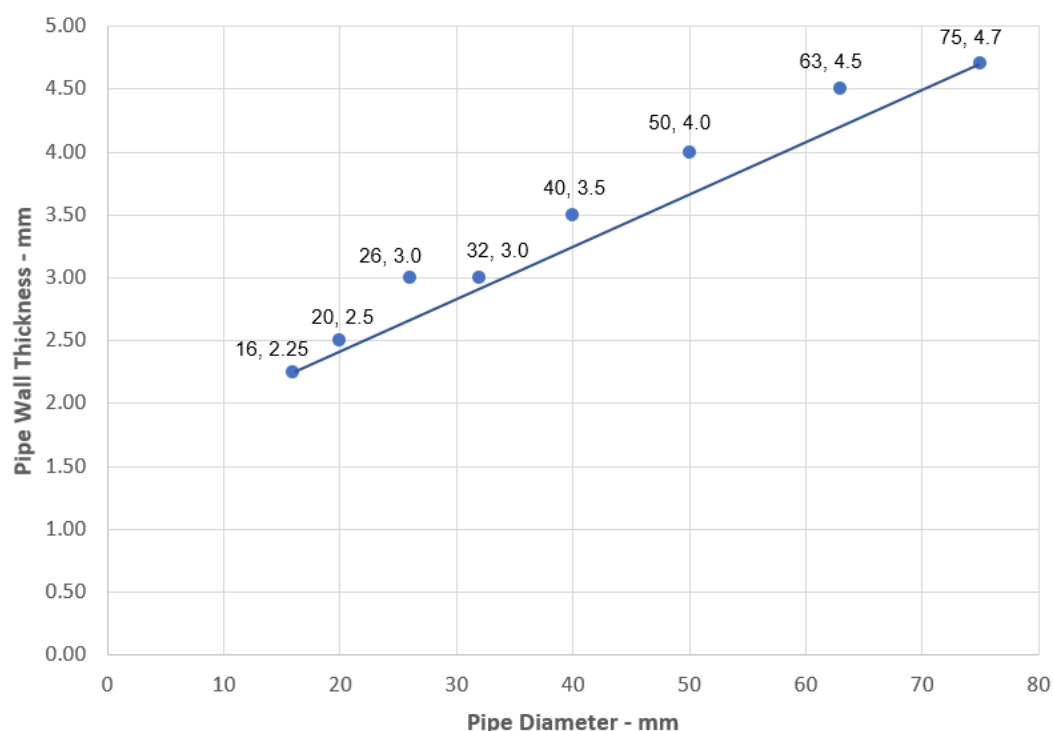
a3 Pipe / pipe separation

A.5.4.1 Double side penetration seal with pipes

Services	Insulation	Classification
Alupex pipes		
16 mm diameter/2.25 mm wall	Minimum 20 mm stone wool, minimum 80 kg/m ³	EI 120 C/C
20 mm diameter/2.5 mm wall		
26 mm diameter/3 mm wall		
32 mm diameter/3 mm wall		
40 mm diameter/3.5 mm wall		
50 mm diameter/4 mm wall		
63 mm diameter/4.5 mm wall		
75 mm diameter/4.7 mm wall		

* Typical pipe diameters shown, see below graph for intermediate sizes

**Pipe diameter vs Wall thickness - Alupex Pipes
with Insulation LI**



Ytelseserklæring
Sikacrete-630 Fire+

20537727
2021.12 , ver. 1
1549

**FOR NÆRMERE
INFORMASJON:**

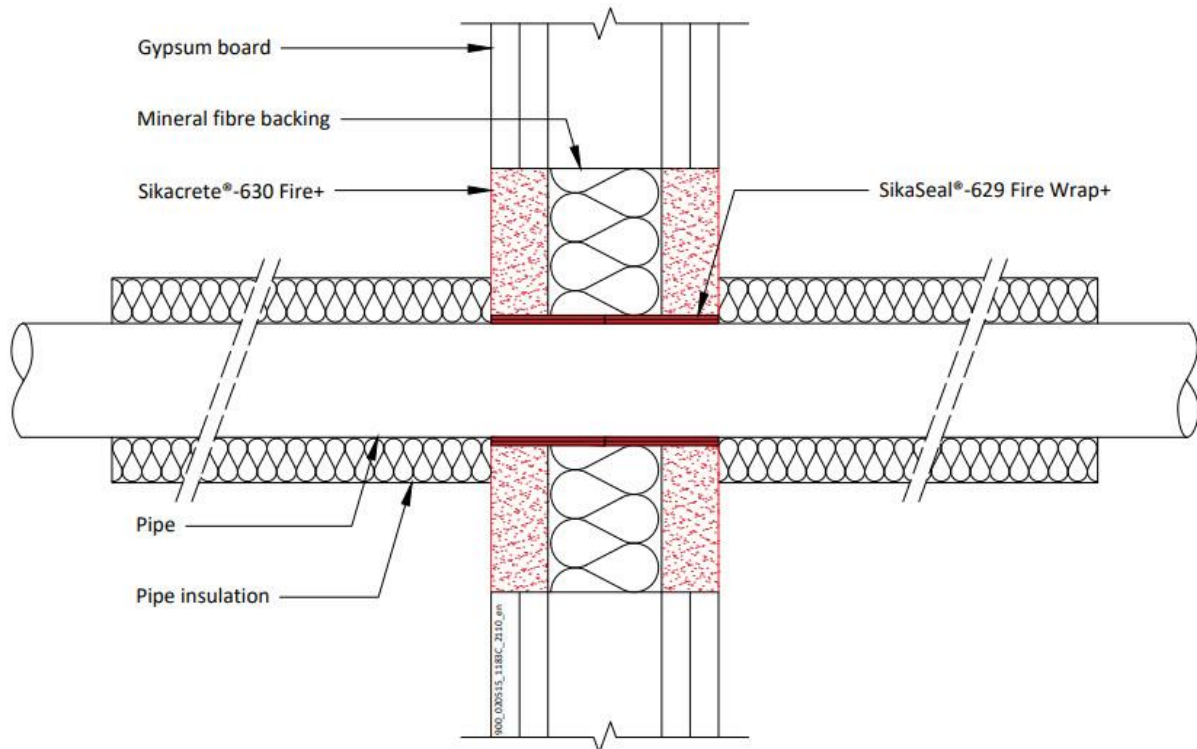
Sika Norge AS
Sanitetsveien 1,
NO-2013 SKJETTEN, Norge

tlf. +47 67 06 79 00
www.sika.no

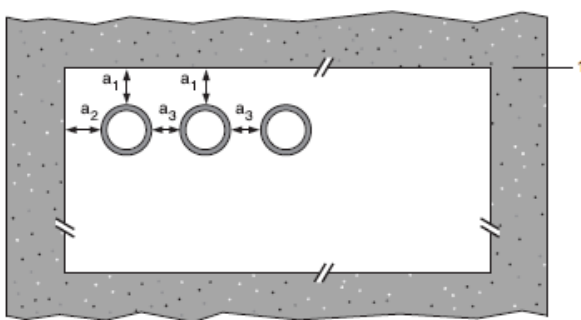
A.5.5 Pipe penetration seal with 25 mm deep Sikacrete-630 Fire+ to both faces backed with 50 mm mineral fibre board

Penetration Seal: CS (Continuous Sustained) insulated metallic and composite pipes fitted at any position within the aperture (min. separation 25 mm from seal edges), with min. 25 mm Sikacrete-630 Fire+ to both sides of the wall, backed with min. 25 mm stone wool min. 150 kg/m³. SikaSeal-629 Fire Wrap+ are required to be fitted to both faces of the seal. Maximum seal size as section 2. 4).

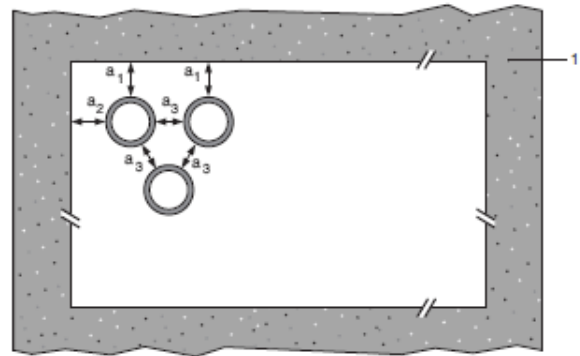
Construction details:



Configuration 1



Configuration 2



Key

- 1 Supporting construction
- a1 Pipe / top edge of seal separation
- a2 Pipe / side edge of seal separation

Ytelseserklæring
Sikacrete-630 Fire+

20537727
2021.12 , ver. 1
1549

**FOR NÆRMERE
INFORMASJON:**

Sika Norge AS
Sanitetsveien 1,
NO-2013 SKJETTEN, Norge

tlf. +47 67 06 79 00
www.sika.no

a3 Pipe / pipe separation

Ytelseserklæring
Sikacrete-630 Fire+

20537727
2021.12 , ver. 1
1549

**FOR NÆRMERE
INFORMASJON:**

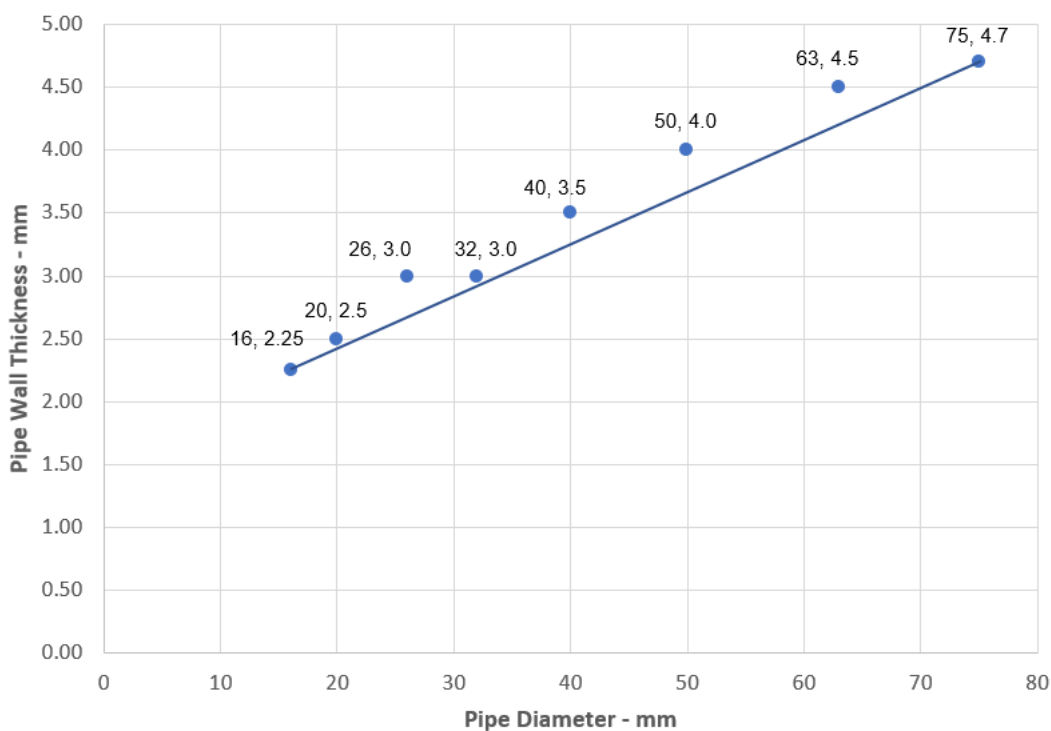
Sika Norge AS
Sanitetsveien 1,
NO-2013 SKJETTEN, Norge

tlf. +47 67 06 79 00
www.sika.no

A.5.5.1 Double side penetration seal with pipes

Services	Wrap	Insulation	Classification
Copper and steel pipes			
12-54 mm diameter/1-1.2 mm wall	50 x 3.6 mm SikaSeal-629 Fire Wrap+ fitted to both sides of the seal	9-25 mm Elastomeric insulation minimum class B-s3,d0 or PE Foam insulation	EI 120 C/C
Alupex pipes			
16 mm diameter/2.25 mm wall	50 x 3.6 mm SikaSeal-629 Fire Wrap+ fitted to both sides of the seal	9-25 mm Elastomeric insulation minimum class B-s3,d0 or PE Foam insulation	EI 120 C/C
20 mm diameter/2.5 mm wall			
26 mm diameter/3 mm wall			
32 mm diameter/3 mm wall			
40 mm diameter/3.5 mm wall			
50 mm diameter/4 mm wall			
63 mm diameter/4.5 mm wall			
75 mm diameter/4.7 mm wall			

Pipe diameter vs Wall thickness - Alupex Pipes with Insulation CS



Ytelseserklæring
Sikacrete-630 Fire+

20537727
2021.12 , ver. 1
1549

FOR NÆRMERE INFORMASJON:

Sika Norge AS
Sanitetsveien 1,
NO-2013 SKJETTEN, Norge

tlf. +47 67 06 79 00
www.sika.no

Ytelseserklæring
Sikacrete-630 Fire+

20537727
2021.12 , ver. 1
1549

229/242

**FOR NÆRMERE
INFORMASJON:**

Sika Norge AS
Sanitetsveien 1,
NO-2013 SKJETTEN, Norge

tlf. +47 67 06 79 00
www.sika.no

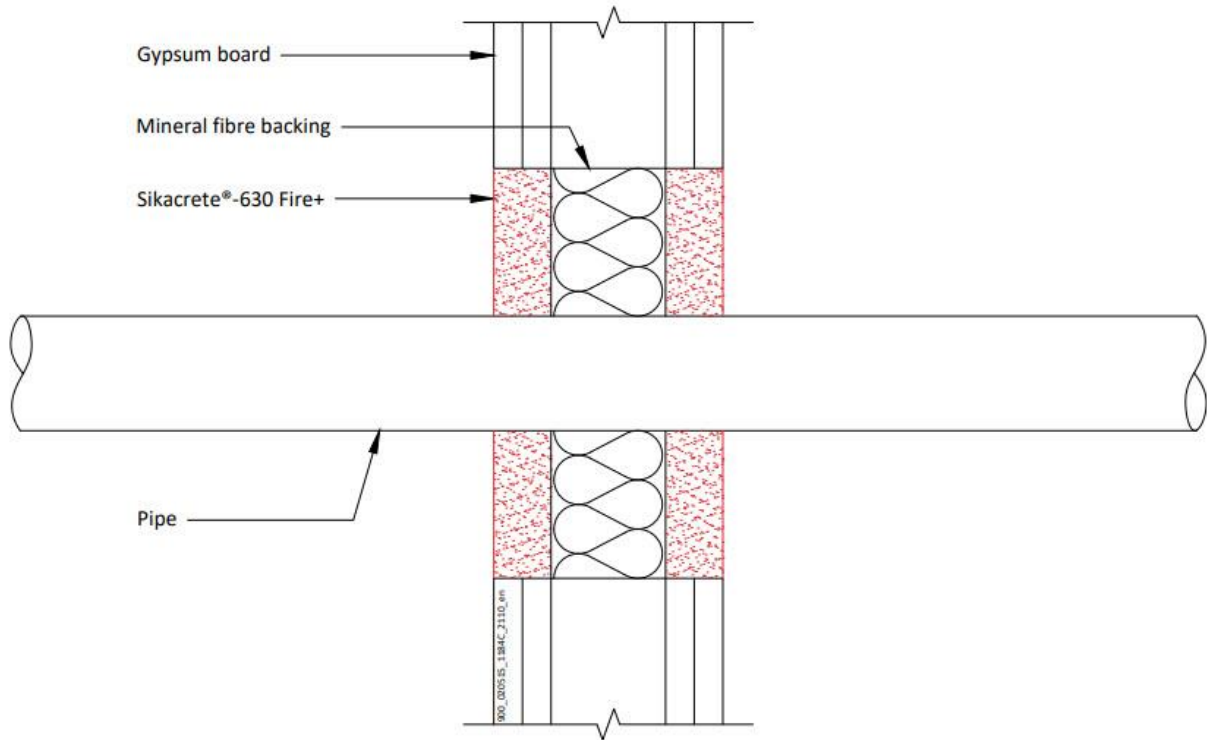
BUILDING TRUST



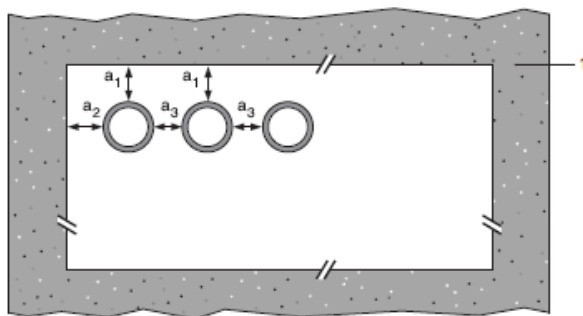
A.5.6 Pipe penetration seal with 25 mm deep Sikacrete-630 Fire+ to both faces backed with 50 mm mineral fibre board

Penetration Seal: Combustible pipes sealed with Sikacrete-630 Fire+, to both sides of the wall, backed with stone wool board min. 140 kg/m³. Minimum separation between pipes of 30 mm (a₃) and from seal edges 30 mm (a₁ & a₂). Maximum seal size as section 2. 4).

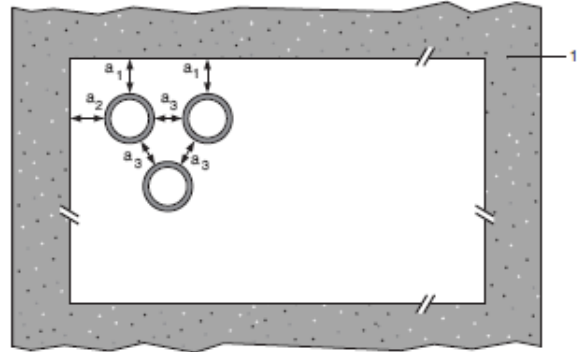
Construction details:



Configuration 1



Configuration 2



Key

- 1 Supporting construction
- a1 Pipe / top edge of seal separation
- a2 Pipe / side edge of seal separation
- a3 Pipe / pipe separation

Ytelseserklæring
Sikacrete-630 Fire+

20537727
2021.12 , ver. 1
1549

**FOR NÆRMERE
INFORMASJON:**

Sika Norge AS
Sanitetsveien 1,
NO-2013 SKJETTEN, Norge

tlf. +47 67 06 79 00
www.sika.no

Ytelseserklæring
Sikacrete-630 Fire+

20537727
2021.12 , ver. 1
1549

231/242

**FOR NÆRMERE
INFORMASJON:**

Sika Norge AS
Sanitetsveien 1,
NO-2013 SKJETTEN, Norge

tlf. +47 67 06 79 00
www.sika.no

BUILDING TRUST



A.5.6.1 Double side penetration seal with pipes

Services	Seal Depth	Permitted configuration for seal separation	Classification
PVC-U pipes according to EN 1329-1, EN 1452-2 and EN 1453-1, PVC-C according to EN 1566-1			
Diameter up to 32 mm, wall thickness 1.6 – 2.4 mm	Min. 25 mm	1 & 2 between all specified pipes	EI 120 U/C, C/C
PE pipes according to EN 1519-1, EN 12201-2 and EN 12006-1, ABS according to EN 1455-1 and pipes made from SAN+PVC according to EN 1565-1			
Diameter up to 32 mm, wall thickness 1.8 – 3.0 mm	Min. 25 mm	1 & 2 between all specified pipes	EI 120 U/C, C/C
PP pipes according to EN 1852-1: 2009			
Diameter up to 32 mm, wall thickness 1.9 – 4.4 mm	Min. 25 mm	1 & 2 between all specified pipes	EI 120 U/C, C/C

Ytelseserklæring
Sikacrete-630 Fire+

20537727
2021.12 , ver. 1
1549

FOR NÆRMERE INFORMASJON:

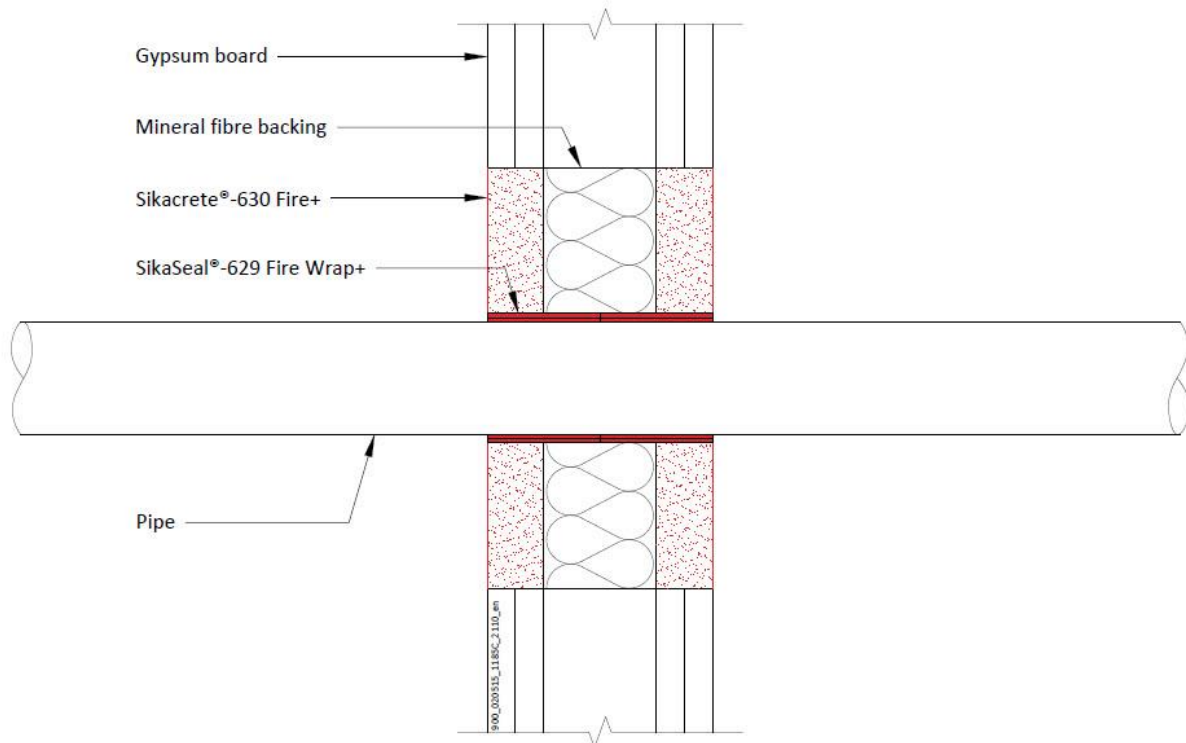
Sika Norge AS
Sanitetsveien 1,
NO-2013 SKJETTEN, Norge

tlf. +47 67 06 79 00
www.sika.no

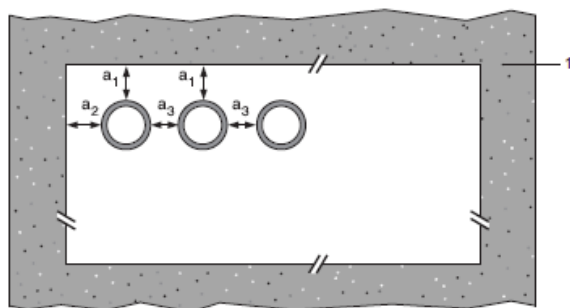
A.5.7 Pipe penetration seal with 25 mm deep Sikacrete-630 Fire+ to both faces backed with 50 mm mineral fibre board

Penetration Seal: Combustible pipes sealed with SikaSeal-629 Fire Wrap+, installed into Sikacrete-630 Fire+ seals. Minimum separation between penetration seals and seal edges of 30 mm. Minimum seal size as section 2. 4).

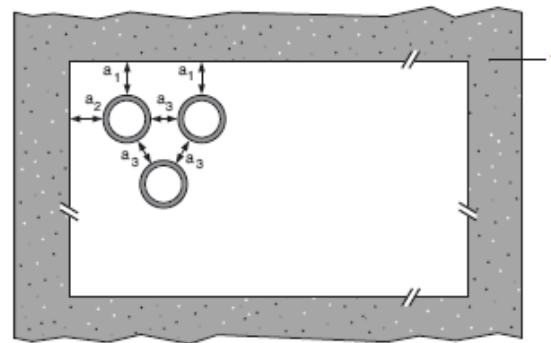
Construction details:



Configuration 1



Configuration 2



Key

- 1 Supporting construction
- a1 Pipe / top edge of seal separation
- a2 Pipe / side edge of seal separation
- a3 Pipe / pipe separation

* Partition wall must incorporate a full fill core insulation of Stonewool (35kg/m3 density)

Ytelseserklæring
Sikacrete-630 Fire+

20537727
2021.12 , ver. 1
1549

**FOR NÆRMERE
INFORMASJON:**

Sika Norge AS
Sanitetsveien 1,
NO-2013 SKJETTEN, Norge

tlf. +47 67 06 79 00
www.sika.no

Ytelseserklæring
Sikacrete-630 Fire+

20537727
2021.12 , ver. 1
1549

234/242

**FOR NÆRMERE
INFORMASJON:**

Sika Norge AS
Sanitetsveien 1,
NO-2013 SKJETTEN, Norge

tlf. +47 67 06 79 00
www.sika.no

BUILDING TRUST



A.5.7.1 Double side penetration seal with pipes

Services	Wraps (both sides)	Permitted configuration for seal separation	Classification
PVC-U pipes according to EN 1329-1, EN 1452-2 and EN 1453-1 and PVC-C according to EN 1566-1			
Diameter up to 40 mm, wall thickness 3.0 – 4.3 mm	50 x 1.8 mm (1 layer)	1 & 2 between PVC-U/PVC-C, PE/ABS/SAN+PVC and PP pipes in any combination	E 120 U/C, E 120 C/U, EI 60 U/C, EI 60 C/C
Diameter up to 110 mm, wall thickness 2.7 - 6.6 mm	50 x 3.6 mm (2 x 1.8 layer)		E 120 U/C, E 120 C/C EI 90 U/C, EI 90 C/C
Diameter up to 125 mm, wall thickness 3.7 – 7.4 mm	50 x 5.4 mm (3 x 1.8 layer)		EI 120 U/C, EI 120 C/C
Diameter up to 160 mm, wall thickness 3.2 - 9.5 mm	50 x 7.2 mm (4 x 1.8 layer)		EI 60 U/C, EI 60 C/C
PE pipes according to EN 1519-1, EN 12201-2 and EN 12006-1, ABS according to EN 1455-1 and pipes made from SAN+PVC according to EN 1565-1			
Diameter up to 40 mm, wall thickness 3.2 – 3.7 mm	50 x 1.8 mm (1 layer)	1 & 2 between PVC-U/PVC-C, PE/ABS/SAN+PVC and PP pipes in any combination	EI 120 U/C, EI 120 C/C
Diameter up to 110 mm, wall thickness 4.2 - 10 mm	50 x 3.6 mm (2 x 1.8 layer)		EI 60 U/C, EI 60 C/C
Diameter up to 125 mm, wall thickness 12 mm	50 x 5.4 mm (3 x 1.8 layer)		EI 120 U/C, EI 120 C/C
Diameter up to 160 mm, wall thickness 4.9 – 12.0 mm	50 x 7.2 mm (4 x 1.8 layer)		E 120 U/C, E 120 C/C
Diameter up to 160 mm, wall thickness 12.0 mm			EI 90 U/C, EI 90 C/C
PP pipes according to EN 1852-1: 2009			
Diameter up to 40 mm, wall thickness 4.0 – 5.5 mm	50 x 1.8 mm (1 layer)	1 & 2 between PVC-U/PVC-C, PE/ABS/SAN+PVC and PP pipes in any combination	EI 120 U/C, EI 120 C/C
Diameter up to 110 mm, wall thickness 6.6 mm	50 x 3.6 mm (2 x 1.8 layer)		E 120 U/C, E 120 C/C EI 90 U/C, EI 90 C/C
Diameter up to 125 mm, wall thickness 17.1 mm	50 x 5.4 mm (3 x 1.8 layer)		E 120 U/C, E 120 C/C EI 90 U/C, EI 90 C/C
Diameter up to 160 mm, wall thickness 4.0 - 21.9 mm	50 x 7.2 mm (4 x 1.8 layer)		E 120 U/C, E 120 C/C
Diameter up to 160 mm, wall thickness 21.9 mm			EI 60 U/C, EI 60 C/C

Ytelseserklæring
Sikacrete-630 Fire+

20537727
2021.12 , ver. 1
1549

FOR NÆRMERE INFORMASJON:

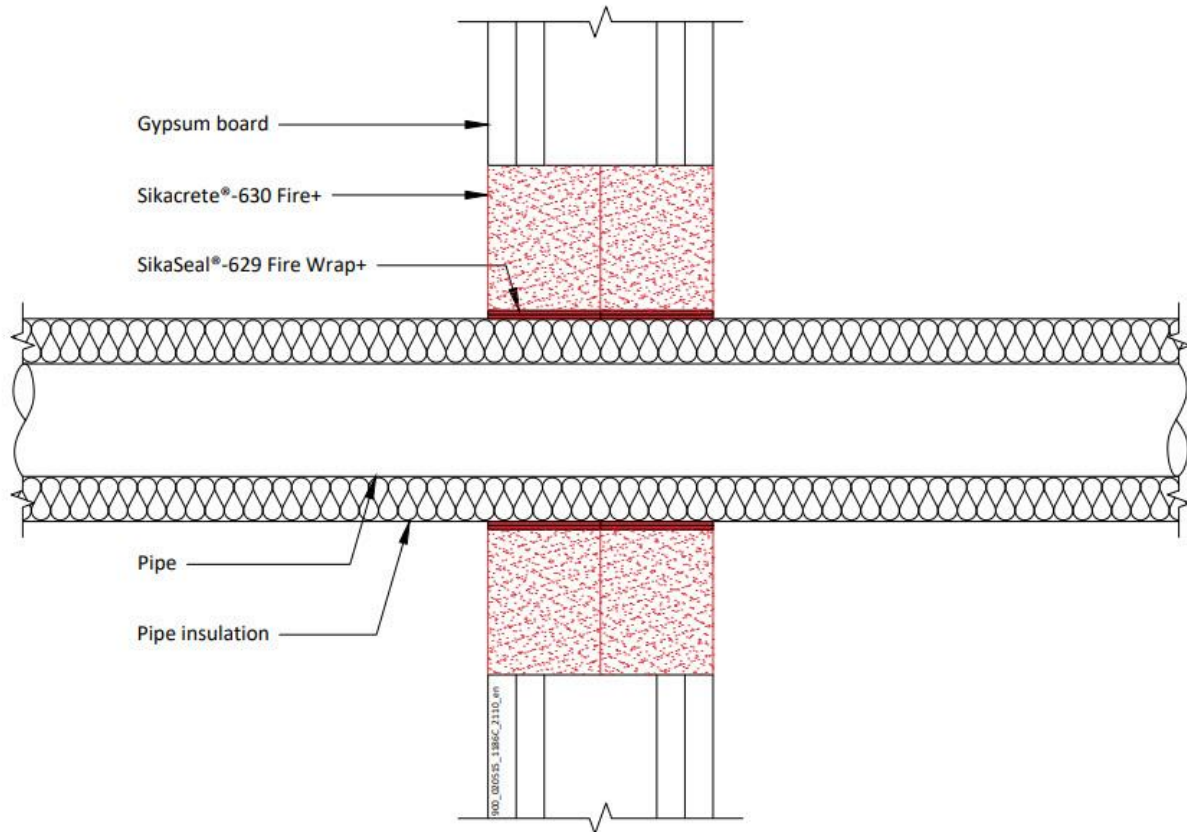
Sika Norge AS
Sanitetsveien 1,
NO-2013 SKJETTEN, Norge

tlf. +47 67 06 79 00
www.sika.no

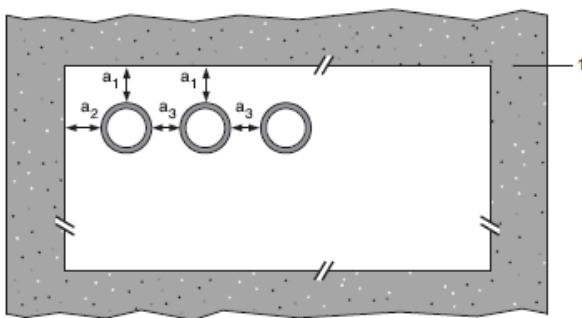
A.5.8 Pipe penetration seal with 50 mm deep Sikacrete-630 Fire+ to both faces

Penetration Seal: CS (Continuous Sustained) insulated metallic pipes fitted at any position within the aperture (min. separation 30 mm from seal edges), min. 50 mm Sikacrete-630 Fire+ to both sides of the wall without backing*. SikaSeal-629 Fire Wrap+ are required to be fitted to both faces of the seal.

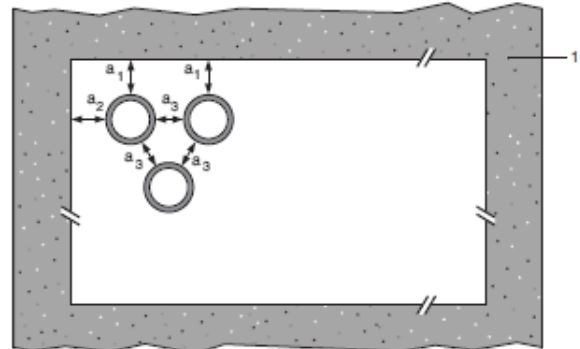
Construction details:



Configuration 1



Configuration 2



Ytelseserklæring
Sikacrete-630 Fire+

20537727
2021.12 , ver. 1
1549

**FOR NÆRMERE
INFORMASJON:**

Sika Norge AS
Sanitetsveien 1,
NO-2013 SKJETTEN, Norge

tlf. +47 67 06 79 00
www.sika.no

Key

1 Supporting construction

a1 Pipe / top edge of seal separation

a2 Pipe / side edge of seal separation

a3 Pipe / pipe separation

* Maximum seal size as section 2. 4)

Ytelseserklæring
Sikacrete-630 Fire+

20537727
2021.12 , ver. 1
1549

**FOR NÆRMERE
INFORMASJON:**

Sika Norge AS
Sanitetsveien 1,
NO-2013 SKJETTEN, Norge

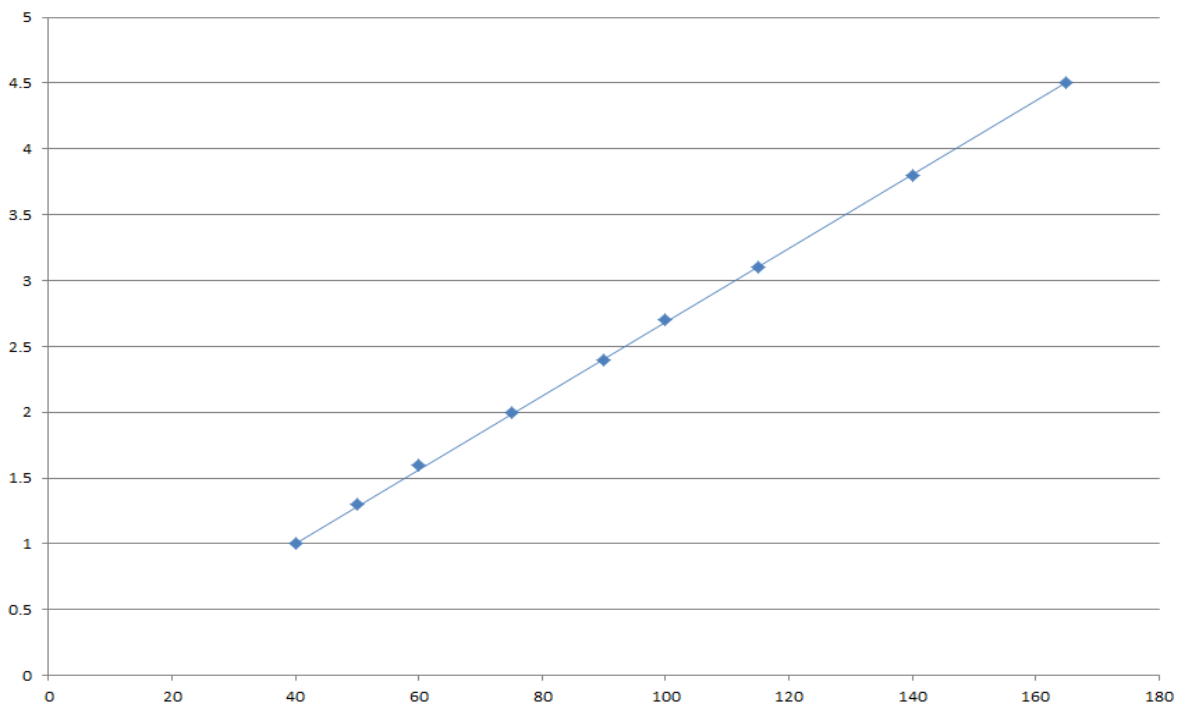
tlf. +47 67 06 79 00
www.sika.no

A.5.8.1 Double side penetration seal with pipes

Services	Wrap	Insulation	Classification
Mild or stainless steel pipe			
40 mm diameter/1-14.2 mm wall*	2 off 50 x 3.6 mm SikaSeal-629 Fire Wrap+, one fitted flush to each face of seal	13 -32 mm Elastomeric insulation minimum class B-s3,d0 or PE Foam insulation	E 120 C/U, EI 60 C/U
50 mm diameter/1.3-14.2 mm wall*			
60 mm diameter/1.6-14.2 mm wall*			
75 mm diameter/2-14.2 mm wall*			
90 mm diameter/2.4-14.2 mm wall*			
100 mm diameter/2.7-14.2 mm wall*			
115 mm diameter/3.1-14.2 mm wall*			
140 mm diameter/3.8-14.2 mm wall*			
165 mm diameter/ 4.5-14.2 mm wall*			

* Typical pipe diameters shown, see below graph for intermediate sizes

Pipe diameter vs Wall thickness



Ytelseserklæring
Sikacrete-630 Fire+

20537727
2021.12 , ver. 1
1549

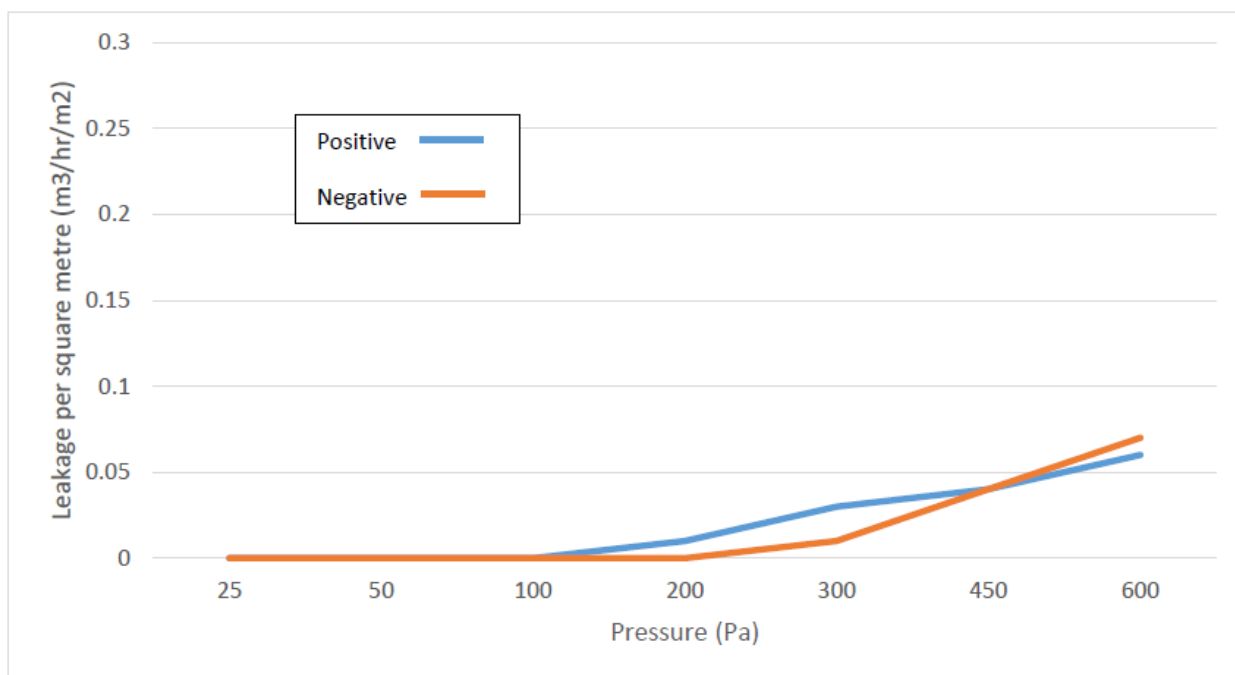
**FOR NÆRMERE
INFORMASJON:**

Sika Norge AS
Sanitetsveien 1,
NO-2013 SKJETTEN, Norge

tlf. +47 67 06 79 00
www.sika.no

ANNEX B – AIR PERMEABILITY – SIKACRETE-630 FIRE+

Product tested	1200 mm high x 600 mm wide x 50 mm deep Sikacrete-630 Fire+		
Summary of testing procedure		Result	
	Pressure (Pa)	Leakage (m ³ /h)	Leakage (m ³ /m ² /h)
Results under negative chamber pressure	25	0.00	0.00
	50	0.00	0.00
	100	0.00	0.00
	200	0.00	0.00
	300	0.01	0.01
	450	0.03	0.04
	600	0.05	0.07
Results under positive chamber pressure	25	0.00	0.00
	50	0.00	0.00
	100	0.00	0.00
	200	0.01	0.01
	300	0.02	0.03
	450	0.03	0.04
	600	0.04	0.06



Ytelseserklæring
Sikacrete-630 Fire+

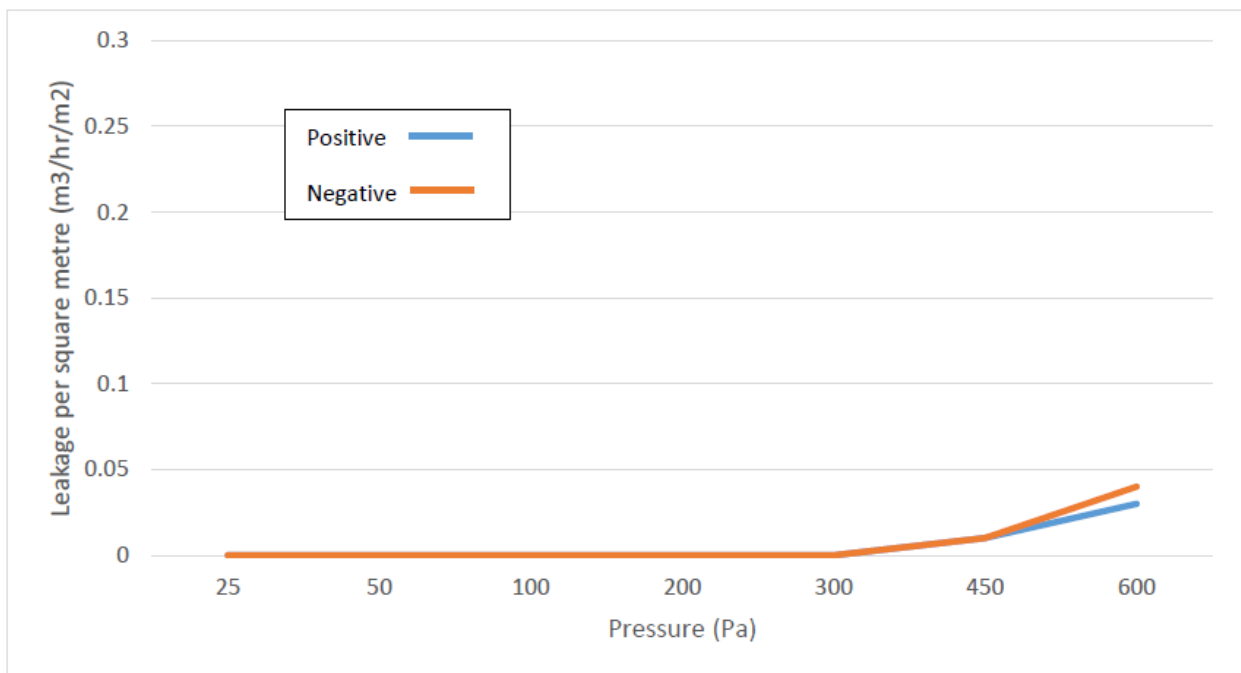
20537727
2021.12 , ver. 1
1549

FOR NÆRMERE INFORMASJON:

Sika Norge AS
Sanitetsveien 1,
NO-2013 SKJETTEN, Norge

tlf. +47 67 06 79 00
www.sika.no

Product tested	600 mm high x 600 mm wide x 100 mm deep Sikacrete-630 Fire+ inc. 110 mm plastic pipe with 2no layers 50 mm x 1.8 mm SikaSeal-629 Fire Wrap+ cast to one face in centre of seal		
Summary of testing procedure		Result	
	Pressure (Pa)	Leakage (m ³ /h)	Leakage (m ³ /m ² /h)
Results under negative chamber pressure	25	0.00	0.00
	50	0.00	0.00
	100	0.00	0.00
	200	0.00	0.00
	300	0.00	0.00
	450	0.01	0.01
	600	0.03	0.04
Results under positive chamber pressure	25	0.00	0.00
	50	0.00	0.00
	100	0.00	0.00
	200	0.00	0.00
	300	0.00	0.00
	450	0.01	0.01
	600	0.02	0.03



EAD 350454-00-1104:2017
Notified Body 2531
Fire Stopping and Sealing Product: Penetration Seals

Ytelseserklæring
Sikacrete-630 Fire+

20537727
2021.12 , ver. 1
1549

**FOR NÆRMERE
INFORMASJON:**

Sika Norge AS
Sanitetsveien 1,
NO-2013 SKJETTEN, Norge

tlf. +47 67 06 79 00
www.sika.no

<http://dop.sika.com>

Ytelseserklæring
Sikacrete-630 Fire+

20537727
2021.12 , ver. 1
1549


**FOR NÆRMERE
INFORMASJON:**

Sika Norge AS
Sanitetsveien 1,
NO-2013 SKJETTEN, Norge

tlf. +47 67 06 79 00
www.sika.no



CE-ETIKETT


21
Sika Services AG, Zurich, Switzerland
20537727
For details see accompanying documents
EAD 350454-00-1104:2017
Notified Body 2531
Fire Stopping and Sealing Product: Penetration Seals

<http://dop.sika.com>

HELSE, MILJØ OG SIKKERHETS INFORMASJON (REACH)

Brukere skal alltid forholde seg til sist oppdaterte versjon av produktdatablad og HMS-datablad for det aktuelle produktet. Kopier av gjeldende versjoner finnes på Sika Norges nettsider: www.sika.no.

PRODUKTANSVAR

Denne informasjonen og i særdeleshet anbefalingene i forbindelse med anvendelse av Sika-produkter er gitt i god tro, basert på Sikas inneværende kunnskap og erfaring med produktene når de er riktig lagret, behandlet og anvendt under normale forhold. I praksis vil forskjellene i materialer, underlag og lokale forhold være av en slik karakter at verken denne informasjonen, andre skriftlige anbefalinger eller noen annen form for råd kan innebære noen garanti med hensyn til det bearbejdede produktets omsetnings-potensial eller egnethet for et bestemt formål, ei heller noen annen form for juridisk ansvar. Tredjeparts eiendomsrett må respekteres. Enhver ordre aksepteres i henhold til Sikas gjeldende salgs- og leverings-betingelser. Brukere skal alltid forholde seg til sist oppdaterte versjon av produktdatablad og HMS-datablad for det aktuelle produktet. Kopier av gjeldende versjoner finnes på Sika Norges nettsider.

Sika Services AG
Tüffenwies 16-22
8064 Zürich
Switzerland
www.sika.com

Ytelseserklæring
Sikacrete-630 Fire+

20537727
2021.12 , ver. 1
1549

FOR NÆRMERE INFORMASJON:

Sika Norge AS
Sanitetsveien 1,
NO-2013 SKJETTEN, Norge

tlf. +47 67 06 79 00
www.sika.no