

UL-EU CERTIFICATE

Certificate No. UL-EU-01212-CPR
Page 1/60
Date of Issue 2021-09-22

Certificate Holder Sika Services AG
Tueffenwies 16
8048 Zurich
Switzerland

Manufacturer A/003

Certified Product Type Fire Stop - Sealant
Product Trade Name Sikacryl-621 Fire+
Trademark N/A
Rating/Classification See Appendix

Harmonised Technical Specifications

EAD 350454-00-1104, September 2017/ EAD 350141-00-1106, September 2017 / EN 13501-2

Expiry date

2031-09-21



A handwritten signature in purple ink, appearing to read 'Chris Miles'.

Authorized Certification Decision Maker
Chris Miles

This is to certify that representative samples of the Certified Product listed above have been investigated by Underwriters Laboratories to the Standard(s) indicated on this Certificate, in accordance with the UL Global Services Agreement and the UL-EU Mark Service Terms and Conditions ("Agreement"). The Certificate Holder is entitled to use the UL-EU Mark for the Certified Product listed on the certificate and manufactured at the production site(s) listed, in accordance with the terms of the Agreement. Only those products bearing the UL-EU Mark for Europe should be considered as being covered by UL's UL-EU Mark Service. This Certificate shall remain valid through the Expiration date, unless a Standard identified on this Certificate is amended or withdrawn prior to that date or there is a non-compliance with the Agreement.



Appendix UL-EU CERTIFICATE

Certificate No. UL-EU-01212-CPR
Page 2/60
Date of Issue 2021-09-22

This certificate relates to the use of Sikacryl-621 Fire+ for fire stopping where there are joints in or between walls & floors or service penetrations through floors and walls. The detailed scope is given in pages 3 to 58 of this Certificate. This shows the thickness and acceptable dimensions, substrates and orientations required to provide fire resistance periods of up to 240 minutes for differing services and wall/floor constructions.

The product is certificated on the basis of:

- i) Inspection and surveillance of factory production control by UL
- ii) Fire resistance test data in accordance with EN 1366-3 and 1366-4
- iii) Classification in accordance with EN 13501-2
- iv) Durability and Serviceability as defined in EAD 350141-00-1106*

* Sikacryl-621 Fire+ sealant has been tested in accordance with BS EN ISO 8339: 2005 and BS EN ISO 9046: 2004 to demonstrate its suitability for use in internal conditions with humidity lower than 85 % RH, excluding temperatures below 0°C, without exposure to rain or UV. These conditions are designated Z₂ in EAD 350454-00-1104, September 2017 and EAD 350141-00-1106.

The movement capability of Sikacryl-621 Fire+ joint seals is restricted to $\leq 7.5\%$

Sikacryl-621 Fire+ is a sealant used to form a penetration seal around metallic pipes with and without combustible insulation, plastic pipes, combustible cable conduits, composite pipes and electrical cables to reinstate the fire resistance performance of wall and floor constructions, where they have been provided with apertures for the penetration of services. It is also used to form linear gap seals where gaps are present in wall and floor constructions and linear joint seals where wall and floor constructions abut.

Sikacryl-621 Fire+ is supplied in liquid form contained within 310 & 380 ml cartridges and 300 to 600 ml foil packs. The sealant is gunned into the aperture in the separating element/elements and around the service or services, to a specified depth utilising a backing material.



Appendix UL-EU CERTIFICATE

Certificate No. UL-EU-01212-CPR
 Page 3/60
 Date of Issue 2021-09-22

Product: Sikacryl-621 Fire+		
Product-type: Sealant		Intended use: Linear Joint, Gap Seal & Penetration Seal
Assessment method	Essential characteristic	Product Performance
BWR 2 Safety in case of fire		
EN 13501-1	Reaction to fire	Class B-s1, d0
EN 13501-2	Resistance to fire	See pages 5 to 43
BWR 3 Hygiene, health and environment		
Declaration of manufacturer & EN 16516	Content, emission and/or release of dangerous substances	Use categories: IA1, S/W2 Declaration of manufacturer
EN 1026:2000	Air permeability (material property)	See page 59
EAD 350141-00-1106, Annex C & EN 12390-8	Water permeability (material property)	No performance determined
BWR 4 Safety in use		
EOTA TR 001:2003	Mechanical resistance and stability	No performance determined
EOTA TR 001:2003	Resistance to impact/movement	No performance determined
EOTA TR 001:2003 ISO 11600 & EAD 350141-00-1106, Clause 2.2.13	Adhesion	No performance determined
EAD 350141-00-1106, Clause 2.2.12	Durability	Z ₂
EAD 350141-00-1106, Clause 2.2.13	Movement capacity	No performance determined
EAD 350141-00-1106, Clause 2.2.14	Cycling of perimeter seals for curtain walls	No performance determined
EAD 350141-00-1106, Clause 2.2.15	Compression set	No performance determined
EAD 350141-00-1106, Clause 2.2.16	Linear expansion on setting	No performance determined
BWR 5 Protection against noise		
EN 10140-1,2,4,5/ EN ISO 717-1	Airborne sound insulation	Rw(C;Ctr)= 62 (-1;-5) dB*
BWR 6 Energy economy and heat retention		
EN 12664, EN 12667, EN 12939, EN ISO 8990, EN ISO 6946, EN ISO 10456	Thermal properties	No performance determined
EN ISO 12572, EN 12086, EN ISO 10456	Water vapour permeability	No performance determined
*12 mm depth and only applicable to linear joint and gap seals		



Appendix UL-EU CERTIFICATE

Certificate No. UL-EU-01212-CPR
 Page 4/60
 Date of Issue 2021-09-22

Sikacryl-621 Fire+: Acoustic performance according to BS EN ISO 10140-2:2010

Configuration	$R_w(C; C_{tr})$
	<p>62 (-1;-5) dB 37 (0; -2)</p>
	<p>— Rating Curve (ISO 717-1) — Sound Reduction Index, R, in dB</p>



Appendix UL-EU CERTIFICATE

Certificate No. UL-EU-01212-CPR
 Page 5/60
 Date of Issue 2021-09-22

Sikacryl-621 Fire+: Single Sided Penetration Seals in Walls								
Substrate	Minimum Substrate Thickness (mm)	Services (fitted centrally)	Sealant Depth (mm)	Backing Material	Minimum Backing Depth (mm)	Maximum Seal Size	Fire Resistance (mins.)	
							E	EI
Masonry/ Concrete	150	Single electrical cables up to 21 mm Ø	25 (to either face of wall)	AES Fibre \geq 128kg/m ³	48	87 mm Ø	240	90
		Blank seals				300 x 300 mm	240	60
		Single electrical cables up to 21 mm Ø						
		Blank seals						
Single electrical cables up to 21 mm Ø	35 x 35 mm / 36 mm Ø	240	120					

Minimum separation between cables and the edge of the seal of 7 mm.



Appendix UL-EU CERTIFICATE

Certificate No. UL-EU-01212-CPR
 Page 6/60
 Date of Issue 2021-09-22

Sikacryl-621 Fire+: Double Sided Penetration Seals in Walls								
Substrate	Minimum Substrate Thickness (mm)	Services	Sealant Depth (mm)	Backing Material	Minimum Backing Depth (mm)	Maximum Seal Size	Fire Resistance (mins.)	
							E	EI
Masonry/ Concrete	150	Blank seals	15	Stone wool 35 kg/m ³	25	300 x 300 mm	240	240
		Electric cables up to 21 mm diameter, single or in a bundle.					240	120
		Electric cables 22-80 mm diameter, single or in a bundle.					120	60
		Blank seals	25	AES Fibre ≥ 128kg/m ³	48		240	240
		Electric cables up to 80 mm diameter, single or in a bundle.					240	60
		Telecoms cables up to 21 mm diameter, single or in a bundle up to 100 mm diameter					240	240

Minimum separation between cables and the edge of the seal of 10 mm



Appendix UL-EU Certificate

Certificate No. UL-EU-01212-CPR
 Page 7/60
 Date of Issue 2021-09-22

Sikacryl-621 Fire+: Single Sided Penetration Seals in Walls 15 mm deep Sikacryl-621 Fire+ / 20 mm deep minimum 40 kg/m³ stone wool backing						
Substrate	Minimum Substrate Thickness (mm)	Services (fitted centrally)	Seal Width Around Pipe (mm)	Insulation LI or CI	Fire Resistance (mins.)	
					E	EI
Masonry/ Concrete	150	Copper or steel pipe up to 54 mm diameter/0.9-14.2 mm wall	8-9	1000 mm length 20 mm Stone wool insulation 80 kg/m ³	240	180
		Copper or steel pipe up to 12 mm diameter/0.9-5 mm wall	8		240	240
		Alupex composite pipe 75 mm diameter/7.5 mm wall	30	25 mm AES Fibre ≥ 128kg/m ³ insulation, 600 mm long (min.)	120	120
Substrate	Minimum Substrate Thickness (mm)	Services – Mild or Stainless Steel Pipe (fitted centrally)	Seal Width Around Pipe (mm)	Insulation LI or CI	Fire Resistance (mins.)	
					E	EI
Masonry/ Concrete	150	40 mm diameter/1.5-14.2 mm wall*	6-18	1000 mm length of 20 mm Stone wool insulation 80 kg/m ³	240	240
		40 mm diameter/1.5-14.2 mm wall*		1000 mm length of 30 mm Stone wool insulation 80 kg/m ³	180	90
		50 mm diameter/1.7-14.2 mm wall*				
		60 mm diameter/1.9-14.2 mm wall*				
		75 mm diameter/2.2-14.2 mm wall*				
		90 mm diameter/2.5-14.2 mm wall*				
		100 mm diameter/2.7-14.2 mm wall*				
		115 mm diameter/3-14.2 mm wall*				
		140 mm diameter/3.5-14.2 mm wall*				
		165 mm diameter/ 3.9-14.2 mm wall*				
		180 mm diameter/ 4.2-14.2 mm wall*				
		200 mm diameter/ 4.6-14.2 mm wall*				
219 diameter/ 5.0-14.2 mm wall*						

LI = Local Interrupted
 CI = Continuous Interrupted

All pipe classifications are pipe end configuration C/U (U=Uncapped, C=Capped).

* Typical pipe diameters shown, intermediate sizes are possible.



Appendix UL-EU Certificate

Certificate No. UL-EU-01212-CPR
 Page 8/60
 Date of Issue 2021-09-22

Sikacryl-621 Fire+: Single Sided Penetration Seals in Walls						
25 mm deep Sikacryl-621 Fire+ / 25 mm deep 40 kg/m³ stone wool backing						
Substrate	Minimum Substrate Thickness (mm)	Services (fitted centrally)	Maximum Seal Size (mm)	Insulation LI or CI	Fire Resistance (mins.)	
					E	EI
Masonry/Concrete	150	Copper or steel pipe up to 54 mm diameter/0.9-14.2 mm wall	300 x 300	1000 mm length 20 mm Stone wool insulation 80 kg/m ³	240	60
		Alupex composite pipe 75 mm diameter/7.5 mm wall		25 mm AES Fibre ≥ 128kg/m ³ insulation, 600 mm long (min.)		
Substrate	Minimum Substrate Thickness (mm)	Services – Mild or Stainless Steel Pipe (fitted centrally)	Maximum Seal Size (mm)	Insulation LI or CI	Fire Resistance (mins.)	
					E	EI
Masonry/Concrete	150	40 mm diameter/1.5-14.2 mm wall*	300 x 300	1000 mm length of 20 mm Stone wool insulation 80 kg/m ³	240	60
		40 mm diameter/1.5-14.2 mm wall*				
		50 mm diameter/1.7-14.2 mm wall*				
		60 mm diameter/1.9-14.2 mm wall*				
		75 mm diameter/2.2-14.2 mm wall*				
		90 mm diameter/2.5-14.2 mm wall*				
		100 mm diameter/2.7-14.2 mm wall*				
		115 mm diameter/3-14.2 mm wall*				
		140 mm diameter/3.5-14.2 mm wall*				
		165 mm diameter/ 3.9-14.2 mm wall*				
		180 mm diameter/ 4.2-14.2 mm wall*				
		200 mm diameter/ 4.6-14.2 mm wall*				
219 mm diameter/ 5.0-14.2 mm wall*	1000 mm length of 30 mm Stone wool insulation 80 kg/m ³					

LI = Local Interrupted
 CI = Continuous Interrupted

All pipe classifications are pipe end configuration C/U (U=Uncapped, C=Capped).

* Typical pipe diameters shown, intermediate sizes are possible.



Appendix UL-EU Certificate

Certificate No. UL-EU-01212-CPR
 Page 9/60
 Date of Issue 2021-09-22

Sikacryl-621 Fire+: Single Sided Penetration Seals in Walls 25 mm deep Sikacryl-621 Fire+ / 48 mm deep AES Fibre $\geq 128\text{kg/m}^3$ backing - Maximum seal size 300 x 300 mm or 504 mm \varnothing						
Substrate	Minimum Substrate Thickness (mm)	Services – Mild or Stainless Steel Pipe (fitted centrally)	Seal Width Around Pipe (mm)	Insulation CS	Fire Resistance (mins.)	
					E	EI
Masonry/ Concrete	150	40 mm diameter/1.0-14.2 mm wall*	10	20 mm thick stone, mineral wool min. 80 kg/m ³	240	240
		40 mm diameter/1.0-14.2 mm wall*		30-80 mm thick stone, mineral wool min. 80 kg/m ³	180	180
		50 mm diameter/1.2-14.2 mm wall*				
		60 mm diameter/1.4-14.2 mm wall*				
		75 mm diameter/1.6-14.2 mm wall*				
		90 mm diameter/1.9-14.2 mm wall*				
		100 mm diameter/2.1-14.2 mm wall*				
		115 mm diameter/2.4-14.2 mm wall*				
		140 mm diameter/2.9-14.2 mm wall*				
		165 mm diameter/ 3.4-14.2 mm wall*				
		180 mm diameter/ 3.6-14.2 mm wall*				
		200 mm diameter/ 4.0-14.2 mm wall*				
		219 mm diameter/ 4.3-14.2 mm wall*				
		250 mm diameter/ 5.0-14.2 mm wall*				
		300 mm diameter/ 5.9-14.2 mm wall*				
324 mm diameter/ 6.35-14.2 mm wall*						

CS = Continuous Sustained

All pipe classifications are pipe end configuration C/U (U=Uncapped, C=Capped).

* Typical pipe diameters shown, intermediate sizes are possible.



Appendix UL-EU Certificate

Certificate No. UL-EU-01212-CPR
 Page 10/60
 Date of Issue 2021-09-22

Sikacryl-621 Fire+: Double Sided** Penetration Seals in Walls 15 mm deep Sikacryl-621 Fire+ / 20 or 30 mm deep minimum 40 kg/m ³ stone wool backing						
Substrate	Minimum Substrate Thickness (mm)	Services – Mild or Stainless Steel Pipe (fitted centrally)	Maximum Seal Size (mm)	Insulation LI or CI	Fire Resistance (mins.)	
					E	EI
Masonry/ Concrete	150	40 mm diameter/1.5-14.2 mm wall*	300 x 300	1000 mm length of 20 mm Stone wool insulation 80 kg/m ³	240	240
		40 mm diameter/1.5-14.2 mm wall*				
		50 mm diameter/1.7-14.2 mm wall*				
		60 mm diameter/1.9-14.2 mm wall*				
		75 mm diameter/2.2-14.2 mm wall*				
		90 mm diameter/2.5-14.2 mm wall*				
		100 mm diameter/2.7-14.2 mm wall*		1000 mm length of 30 mm Stone wool insulation 80 kg/m ³	240	120
		115 mm diameter/3-14.2 mm wall*				
		140 mm diameter/3.5-14.2 mm wall*				
		165 mm diameter/ 3.9-14.2 mm wall*				
		180 mm diameter/ 4.2-14.2 mm wall*				
		200 mm diameter/ 4.6-14.2 mm wall*				
219 mm diameter/ 5.0-14.2 mm wall*						

LI = Local Interrupted
 CI = Continuous Interrupted

All pipe classifications are pipe end configuration C/U (U=Uncapped, C=Capped).

* Typical pipe diameters shown, intermediate sizes are possible.

** seal applied to both sides of the wall



Appendix UL-EU Certificate

Certificate No. UL-EU-01212-CPR
 Page 11/60
 Date of Issue 2021-09-22

Sikacryl-621 Fire+: Double Sided** Penetration Seals in Walls 15 mm deep Sikacryl-621 Fire+ / 25 mm deep stone wool insulation minimum 35 kg/m ³ backing - Maximum seal size 300 x 300 mm or 504 mm Ø						
Substrate	Minimum Substrate Thickness (mm)	Services – Mild or Stainless Steel Pipe (fitted centrally)	Seal Width Around Pipe (a1)	Insulation CS	Fire Resistance (mins.)	
					E	EI
Masonry/ Concrete	150	40 mm diameter/1.0-14.2 mm wall*	10 mm	20 mm stone, mineral wool min. 80 kg/m ³	240	240
		40 mm diameter/1.0-14.2 mm wall*				
		50 mm diameter/1.2-14.2 mm wall*				
		60 mm diameter/1.4-14.2 mm wall*				
		75 mm diameter/1.6-14.2 mm wall*				
		90 mm diameter/1.9-14.2 mm wall*				
		100 mm diameter/2.1-14.2 mm wall*				
		115 mm diameter/2.4-14.2 mm wall*				
		140 mm diameter/2.9-14.2 mm wall*				
		165 mm diameter/ 3.4-14.2 mm wall*				
		180 mm diameter/ 3.6-14.2 mm wall*				
		200 mm diameter/ 4.0-14.2 mm wall*				
		219 mm diameter/ 4.3-14.2 mm wall*				
		250 mm diameter/ 5.0-14.2 mm wall*				
300 mm diameter/ 5.9-14.2 mm wall*						
324 mm diameter/ 6.35-14.2 mm wall*						
				30-80 mm thick stone, mineral wool min. 80 kg/m ³		

CS = Continuous Sustained

All pipe classifications are pipe end configuration C/U (U=Uncapped, C=Capped).

* Typical pipe diameters shown, intermediate sizes are possible.

** seal applied to both sides of the wall

Configuration 1	Configuration 2
<p>Key</p> <p>1 Supporting construction</p> <p>a1 Pipe / edge of seal separation (annular space) = 10 mm</p> <p>a2 Separation between penetration seals = 30 mm</p>	



Appendix UL-EU Certificate

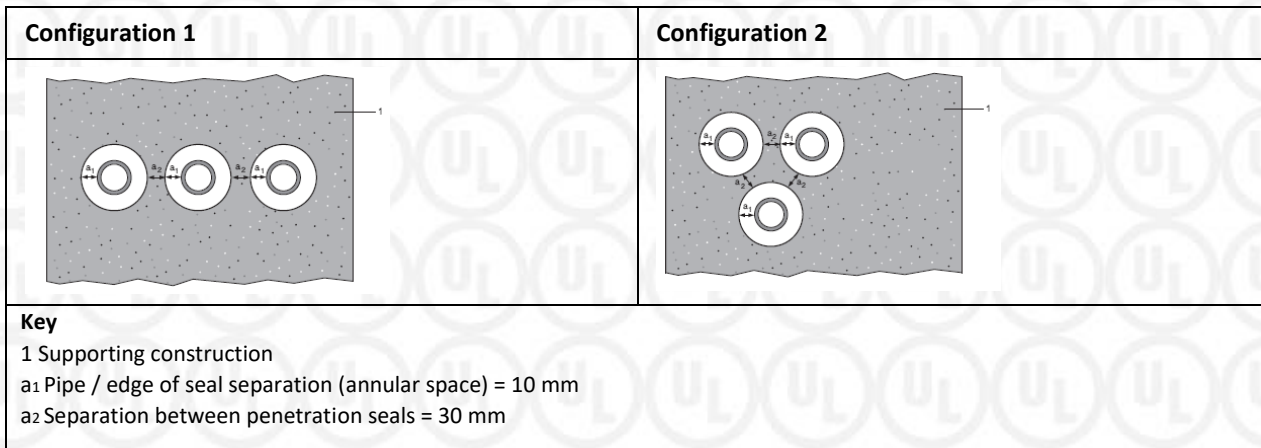
Certificate No. UL-EU-01212-CPR
 Page 12/60
 Date of Issue 2021-09-22

Sikacryl-621 Fire+: Double Sided** Penetration Seals in Walls 25 mm deep Sikacryl-621 Fire+ / 25 mm deep stone wool insulation minimum 35 kg/m ³ backing - Maximum seal size 300 x 300 mm or 300 mm Ø						
Substrate	Minimum Substrate Thickness (mm)	Services – Mild or Stainless Steel Pipe (fitted centrally)	Seal Width Around Pipe (a1)	Insulation CS	Fire Resistance (mins.)	
					E	EI
Masonry/ Concrete	150	22 mm diameter/2-11 mm wall	10 mm	13 mm thick Elastomeric insulation minimum class B-s3, d0	240	180
		22-114 mm diameter/2-14.2 mm wall		13-25 mm thick Elastomeric insulation minimum class B-s3, d0	120	90
		22-114 mm diameter/2-14.2 mm wall		25-50 mm thick Elastomeric insulation minimum class B-s3, d0	60	60

CS = Continuous Sustained

All pipe classifications are pipe end configuration C/U (U=Uncapped, C=Capped).

** seal applied to both sides of the wall



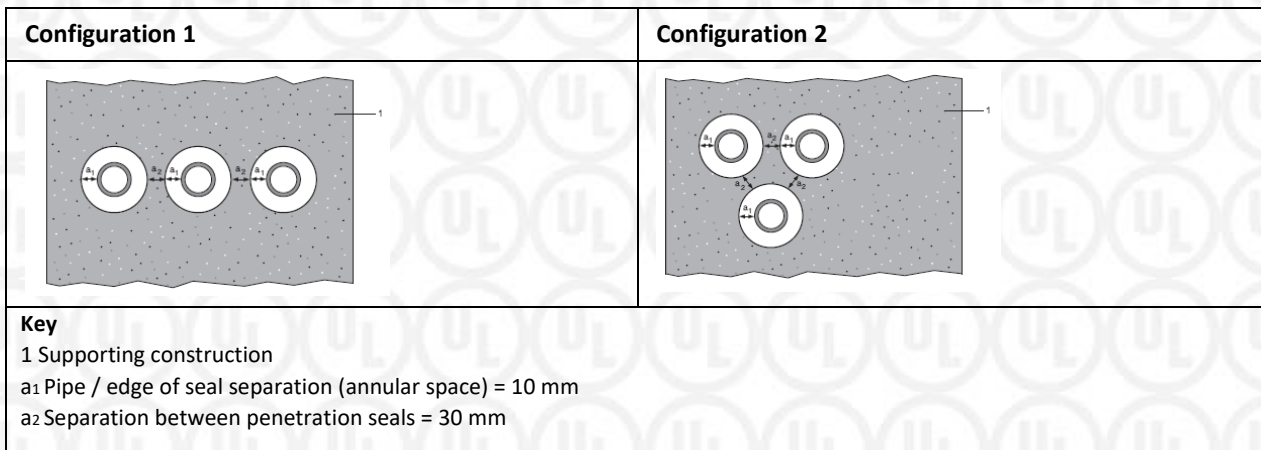
Appendix UL-EU Certificate

Certificate No. UL-EU-01212-CPR
 Page 13/60
 Date of Issue 2021-09-22

Sikacryl-621 Fire+: Double Sided** Penetration Seals in Walls 25 mm deep Sikacryl-621 Fire+ / 25 mm deep stone wool insulation minimum 35 kg/m ³ backing - Maximum seal size 300 x 300 mm or 300 mm Ø							
Substrate	Minimum Substrate Thickness (mm)	Services (fitted centrally)	Seal Width Around Pipe (a1)	Sealant Depth (mm)	Backing Material	Fire Resistance (mins.)	
						E	EI
Masonry/ Concrete	150	PVC-U pipe according to EN 1329-1, EN 1452-1 and EN 1453-1, PVC-C according to EN 1566-1 6-32 mm Ø/1.0-2.4 mm wall	10 mm	25	25 mm stone wool insulation min. 35 kg/m ³	240	240
		PP pipe according to EN 1451-1 or DIN 8077/8078 32 mm Ø/2.0-4.4 mm wall				180	180
		PP pipe according to EN 1451-1 or DIN 8077/8078 12-32 mm Ø/1.8-4.4 mm wall				240	240
		PE pipe according to EN 1519-1, EN 12201-2 and EN 12666-1, ABS according to EN 1455-1 and pipes made from SAN+PVC according to EN 1565-1 20-32 mm Ø /2.0 mm wall				240	240
		PE pipe according to EN 1519-1, EN 12201-2 and EN 12666-1, ABS according to EN 1455-1 and pipes made from SAN+PVC according to EN 1565-1 20-32 mm diameter/2.0-4.4 mm wall				120	120

All pipe classifications are pipe end configuration C/U (U=Uncapped, C=Capped) Except PVC-U pipes which are U/C.

** seal applied to both sides of the wall



Appendix UL-EU Certificate

Certificate No. UL-EU-01212-CPR
 Page 14/60
 Date of Issue 2021-09-22

Sikacryl-621 Fire+: Double Sided** Penetration Seals in Walls							
Substrate	Minimum Substrate Thickness (mm)	Services	Sealant Depth (mm)	Backing Material	Maximum Seal Size	Fire Resistance (mins.)	
						E	EI
Drywall/ Masonry/ Concrete	75	None (blank)	12.5	Any material	150 x 150 mm [^]	60	60
		Electric cables up to 21 mm Ø, single		none		60	45
		Electric cables up to 21 mm Ø, in bundles up to 100 mm Ø				45	30
Mild or stainless steel pipe							
Drywall/ Masonry/ Concrete	75	4 mm diameter /0.7-2.0 mm wall	12.5	none	150 x 150 mm [^]	60	45
		5-22 mm diameter /0.7-11 mm wall*				60	30
Mild or stainless steel pipe with minimum 80 kg/m ³ density stone wool insulation Continuous Sustained (CS)							
Drywall/ Masonry/ Concrete	75	40 mm diameter /1-14.2 mm wall, 20 mm insulation	12.5	none	150 x 150 mm [^]	60	45
		40-324 mm diameter /1.0-14.2 mm wall, 30 mm insulation*					
PVC-U pipe according to EN 1329-1, EN 1452-1 and EN 1453-1, PVC-C according to EN 1566-1							
Drywall/ Masonry/ Concrete	75	6-32 mm Ø/1.0-1.8 mm wall, with bundle of cables up to 21 mm diameter*	12.5	none	150 x 150 mm [^]	60	45
PP pipe according to EN 1451-1							
Drywall/ Masonry/ Concrete	75	20 mm Ø/2.3 mm wall	12.5	none	150 x 150 mm [^]	45	45
		21-32 mm Ø/2.3-4.4 mm wall*				30	30
		21-32 mm Ø/2.3-4.4 mm wall, with bundle of cables up to 21 mm diameter*				45	30
PE pipe according to EN 1519-1, EN 12201-2 and EN 12666-1, ABS according to EN 1455-1 and pipes made from SAN+PVC according to EN 1565-1							
Drywall/ Masonry/ Concrete	75	20 mm Ø/2.0 mm wall	12.5	none	150 x 150 mm [^]	45	45
		21-32 mm Ø/2.0-3.0 mm wall*				30	30
		21-32 mm Ø/2.0-3.0 mm wall, with bundle of cables up to 21 mm* diameter				45	30

All metal or stainless steel pipe classifications are pipe end configuration C/U (U=Uncapped, C=Capped).
 All plastic pipe classifications are pipe end configuration U/C (U=Uncapped, C=Capped).

* Typical pipe diameters shown, intermediate sizes are possible.

** seal applied to both sides of the wall

[^] Or 344 mm diameter when incorporating a pipe of seal diameter -20 mm.



Appendix UL-EU Certificate

Certificate No. UL-EU-01212-CPR
 Page 15/60
 Date of Issue 2021-09-22

Sikacryl-621 Fire+: Double Sided** Penetration Seals in Walls								
Substrate	Minimum Substrate Thickness (mm)	Services	Sealant Depth (mm)	Backing Material	Minimum Backing Depth (mm)	Maximum Seal Size	Fire Resistance (mins.)	
							E	EI
Drywall/ Masonry/ Concrete	100	None (blank)	12.5	Stone wool 35-140 kg/m ³	20	300 x 300 mm*	120	120
		Cables up to 21 mm Ø, single or in bundles up to 50 mm Ø	12.5	Stone wool min. 33 kg/m ³	12.5		120	90
		Electrical cables up to 21 mm Ø, single or in bundles up to 100 mm Ø	25	Stone wool min. 40 kg/m ³	20		120	120
		Electrical cables up to 80 mm Ø, single or in bundles up to 100 mm Ø		AES Fibre ≥ 128kg/m ³	25		120	60
		Single 'E cable' - 1 x 185 mm ² core HD603.3 electrical cable with PVC insulation, PVC sheath and 23-27 mm diameter	12.5	Stone wool min. 140 kg/m ³	20		120	60

* Or 30 mm wide x 3000 mm high for cables up to 21 mm Ø

** seal applied to both sides of the wall



Appendix UL-EU Certificate

Certificate No. UL-EU-01212-CPR
 Page 16/60
 Date of Issue 2021-09-22

Sikacryl-621 Fire+: Double Sided* Penetration Seals in Walls 25 mm deep Sikacryl-621 Fire+							
Substrate	Minimum Substrate Thickness (mm)	Services	Sealant Depth (mm)	Backing Material	Maximum Annular Space (mm)	Fire Resistance (mins.)	
						E	EI
PVC-U pipe according to EN 1329-1, EN 1452-1 and EN 1453-1, PVC-C according to EN 1566-1							
Drywall/ Masonry/ Concrete	100	Maximum diameter 40 mm, wall thickness 1.0-1.9 mm for PVC pipes, fully or partially filled conduits with cables up to 21 mm diameter	25	none	30	120	120
PE pipe according to EN 1519-1, EN 12201-2 and EN 12006-1, ABS according to EN 1455-1 and pipes made from SAN+PVC according to EN 1565-1							
Drywall/ Masonry/ Concrete	100	Maximum diameter 40 mm, wall thickness 2.0-3.0 mm for PE pipes, fully or partially filled conduits with cables up to 21 mm diameter	25	none	30	90	90
PP pipe according to EN 1852-1: 2009							
Drywall/ Masonry/ Concrete	100	Maximum diameter 40 mm, wall thickness 1.8-2.2 mm for PP pipes, fully or partially filled conduits with cables up to 21 mm diameter	25	none	30	90	90

All pipe classifications are pipe end configuration U/C and C/C (U=Uncapped, C=Capped).

* seal applied to both sides of the wall



Appendix UL-EU Certificate

Certificate No. UL-EU-01212-CPR
 Page 17/60
 Date of Issue 2021-09-22

Sikacryl-621 Fire+: Double Sided** Penetration Seals in Walls 300 x 300 mm maximum seal size.							
Substrate	Minimum Substrate Thickness (mm)	Services – Mild or Stainless Steel Pipe (fitted centrally)	Sealant Depth (mm)	Backing Material	Insulation CS	Fire Resistance (mins.)	
						E	EI
Drywall/ Masonry/ Concrete	100	22 mm diameter/3-10 mm wall	25	Stone wool, 25 mm deep, 35 kg/m ³	None	120	120
		Maximum 165 mm diameter/ wall [^]	12.5	Stone wool, 12.5 mm deep, 33 kg/m ³	9 mm Elastomeric insulation minimum class D-s3, d0	90	45
					13 -25 mm Elastomeric insulation minimum class D-s3, d0	60	60
		40 mm diameter/1-14.2 mm wall	12.5	Stone wool, 20 mm deep, 40 kg/m ³	13 -19 mm Elastomeric insulation minimum class B-s3, d0	120	120
		40 mm diameter/1-14.2 mm wall*	25	25 mm AES Fibre ≥ 128kg/m ³		120	60
		50 mm diameter/1.3-14.2 mm wall*					
		60 mm diameter/1.6-14.2 mm wall*					
		75 mm diameter/2-14.2 mm wall*					
		90 mm diameter/2.4-14.2 mm wall*					
		100 mm diameter/2.7-14.2 mm wall*					
		115 mm diameter/3.1-14.2 mm wall*					
		140 mm diameter/3.8-14.2 mm wall*					
165 mm diameter/ 4.5-14.2 mm wall*							

CS = Continuous Sustained

All pipe classifications are pipe end configuration C/C (C=Capped) except for those marked [^] which are C/U (U=Uncapped, C=Capped).

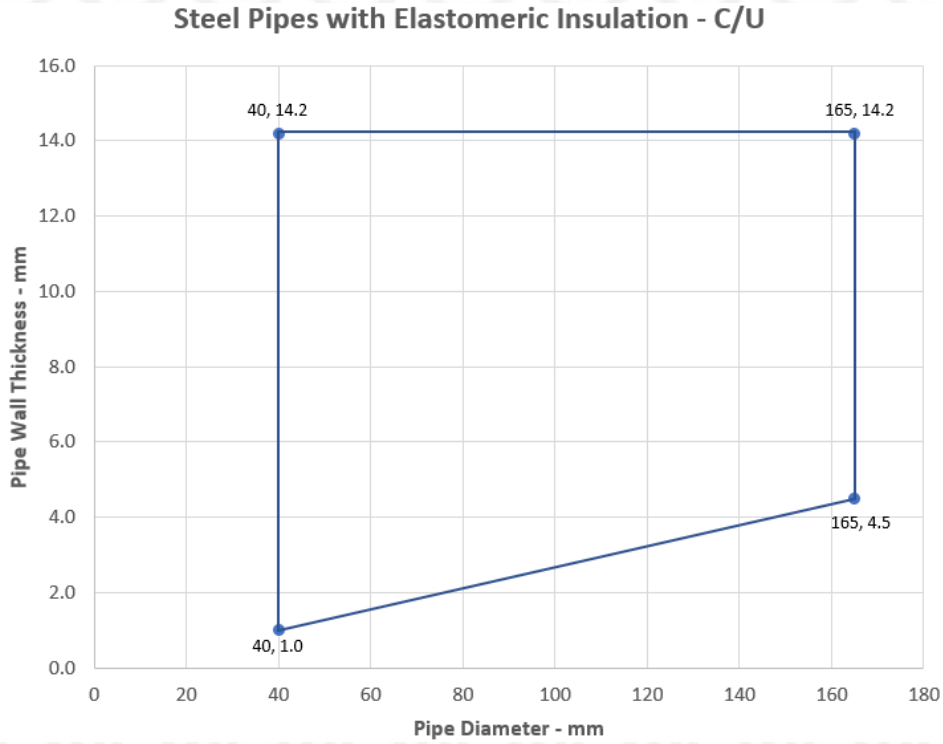
* Typical pipe diameters shown, intermediate sizes are possible.

** seal applied to both sides of the wall



Appendix UL-EU Certificate

Certificate No. UL-EU-01212-CPR
Page 18/60
Date of Issue 2021-09-22



Appendix UL-EU Certificate

Certificate No. UL-EU-01212-CPR
 Page 19/60
 Date of Issue 2021-09-22

Sikacryl-621 Fire+: Double Sided** Penetration Seals in Walls							
Substrate	Minimum Substrate Thickness (mm)	Services – Copper or steel Pipe (fitted centrally)	Sealant Depth (mm)	Backing Material	Insulation CS	Fire Resistance (mins.)	
						E	EI
Drywall/ Masonry/ Concrete	100	12 mm diameter/1-6 mm wall	25 mm	25 mm AES Fibre ≥ 128kg/m ³	9 mm Elastomeric insulation minimum class B-s3, d0	120	120
		12-54 mm diameter/1-14.2 mm wall*			9-13 mm Elastomeric insulation minimum class B-s3, d0	120	60
		12-54 mm diameter/1-14.2 mm wall*			13-25 mm Elastomeric insulation minimum class B-s3, d0	60	60
Substrate	Minimum Substrate Thickness (mm)	Services – Alupex Composite Pipe (fitted centrally)	Sealant Depth (mm)	Backing Material	Insulation CS	Fire Resistance (mins.)	
						E	EI
Drywall/ Masonry/ Concrete	100	16 mm diameter/ wall*	12.5 mm	12.5 mm stone wool 33 kg/m ³	9 mm Elastomeric insulation minimum class D-s3, d0	120	90
		Maximum 75 mm diameter/ wall*			9 mm Elastomeric insulation minimum class D-s3, d0	60	45
					13-24 mm Elastomeric insulation minimum class D-s3, d0	90	60
		25 mm Elastomeric insulation minimum class D-s3, d0			90	90	
		16 mm diameter/2.25 mm wall	25 mm	25 mm AES Fibre ≥ 128kg/m ³	9 mm Elastomeric insulation minimum class B-s3, d0	120	120
		16 mm diameter/2.25 mm wall			9-25 mm Elastomeric insulation minimum class B-s3, d0	60	60
		20 mm diameter/2.5 mm wall					
		26 mm diameter/3 mm wall					
		32 mm diameter/3 mm wall					
		40 mm diameter/3.5 mm wall					
50 mm diameter/4 mm wall							
63 mm diameter/4.5 mm wall							
75 mm diameter/4.7 mm wall							

CS = Continuous Sustained

All pipe classifications are pipe end configuration C/C (C=Capped).

* Typical pipe diameters shown, intermediate sizes are possible.

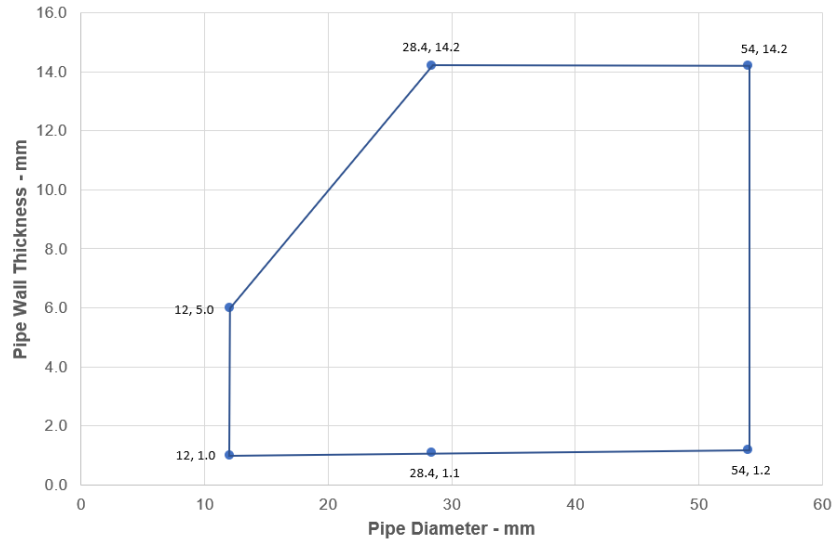
** seal applied to both sides of the wall



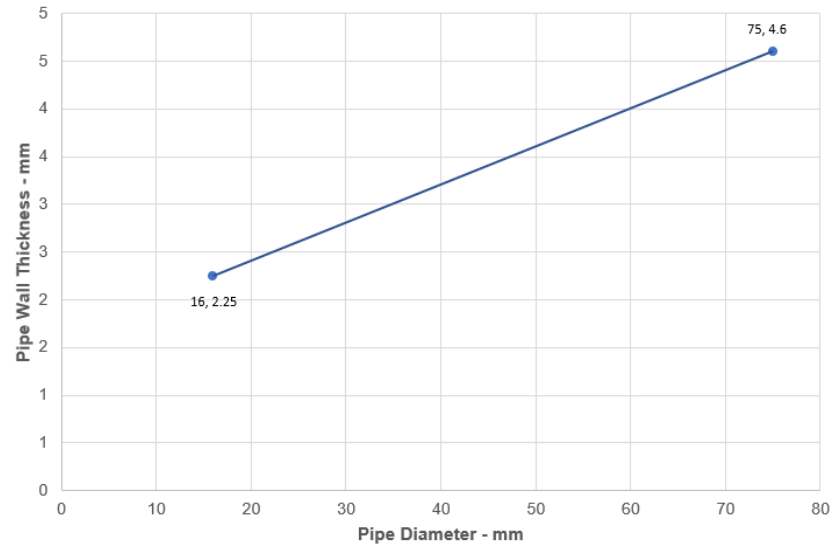
Appendix UL-EU Certificate

Certificate No. UL-EU-01212-CPR
Page 20/60
Date of Issue 2021-09-22

Copper or Steel Pipes with Elastomeric Insulation - C/C



Alupex Pipes with Elastomeric Insulation - C/C



Appendix UL-EU Certificate

Certificate No. UL-EU-01212-CPR
 Page 21/60
 Date of Issue 2021-09-22

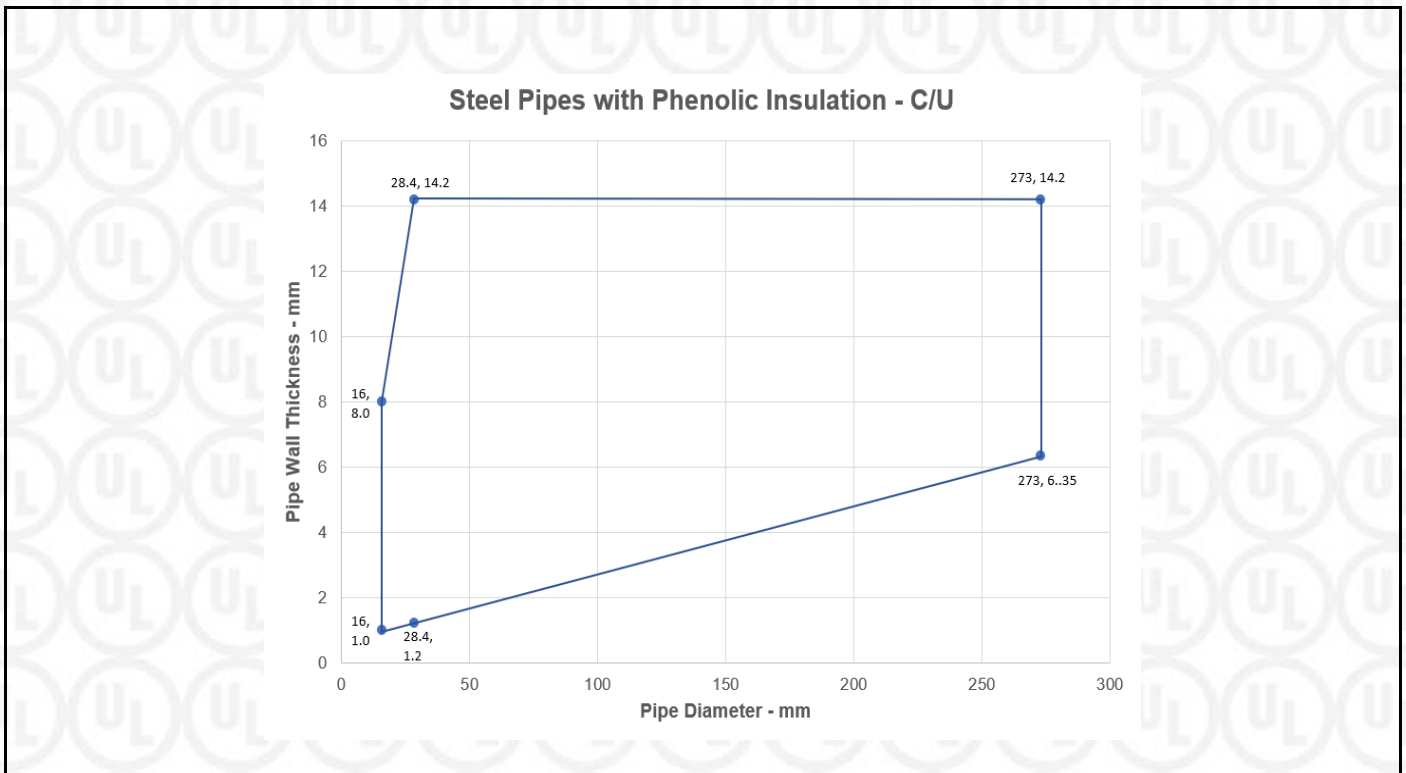
Sikacryl-621 Fire+: Double Sided** Penetration Seals in Walls							
Substrate	Minimum Substrate Thickness (mm)	Services – Mild or stainless steel Pipe (fitted centrally)	Sealant Depth (mm)	Backing Material	Insulation CS	Fire Resistance (mins.)	
						E	EI
Drywall/ Masonry/ Concrete	100	16 mm diameter/ wall*	25 mm	None	15 mm thick phenolic insulation	90	90
		Maximum 273 mm/ wall*			25 mm thick phenolic insulation	90	60
					26-100 mm thick phenolic insulation	60	60

CS = Continuous Sustained

All pipe classifications are pipe end configuration C/U (U=Uncapped, C=Capped)

* Typical pipe diameters shown, intermediate sizes are possible.

** seal applied to both sides of the wall



Appendix UL-EU Certificate

Certificate No. UL-EU-01212-CPR
 Page 22/60
 Date of Issue 2021-09-22

Sikacryl-621 Fire+: Double Sided** Penetration Seals in Walls 12.5 mm deep Sikacryl-621 Fire+ / 12.5 mm deep stone wool insulation minimum 35 kg/m ³ backing - Maximum seal size 300 x 300 mm or 504 mm Ø						
Substrate	Minimum Substrate Thickness (mm)	Services – Mild or Stainless Steel Pipe (fitted centrally)	Seal Width Around Pipe (a1)	Insulation CS	Fire Resistance (mins.)	
					E	EI
Drywall/ Masonry/ Concrete	100	40 mm diameter/1.0-14.2 mm wall*	10 mm	20 mm Stone wool insulation min. 80 kg/m ³	120	90
		40 mm diameter/1.0-14.2 mm wall*				
		50 mm diameter/1.2-14.2 mm wall*				
		60 mm diameter/1.4-14.2 mm wall*				
		75 mm diameter/1.6-14.2 mm wall*				
		90 mm diameter/1.9-14.2 mm wall*				
		100 mm diameter/2.1-14.2 mm wall*				
		115 mm diameter/2.4-14.2 mm wall*				
		140 mm diameter/2.9-14.2 mm wall*				
		165 mm diameter/ 3.4-14.2 mm wall*				
		180 mm diameter/ 3.6-14.2 mm wall*				
		200 mm diameter/ 4.0-14.2 mm wall*				
		219 mm diameter/ 4.3-14.2 mm wall*				
		250 mm diameter/ 5.0-14.2 mm wall*				
300 mm diameter/ 5.9-14.2 mm wall*						
324 mm diameter/ 6.35-14.2 mm wall*						
30-80 mm thick stone, mineral wool min. 80 kg/m ³						
Substrate	Minimum Substrate Thickness (mm)	Services – PEX pipe in pipe system (fitted centrally)	Seal Width Around Pipe (a1)	Insulation	Fire Resistance (mins.)	
Drywall/ Masonry/ Concrete	100	15 mm diameter x 2.5 mm wall inner /25mm diameter outer	10 mm	None	E	EI
					120	120
Substrate	Minimum Substrate Thickness (mm)	Services – Alupex pipe in pipe system (fitted centrally)	Seal Width Around Pipe (a1)	Insulation	Fire Resistance (mins.)	
Drywall/ Masonry/ Concrete	100	16-20 mm diameter/ 2.0 mm wall	10 mm	None	120	120
		16-75 mm diameter/2.25-4.6 mm		20-50 mm thick glass wool or stone, mineral wool min. 75 kg/m ³		

CS = Continuous Sustained

All pipe classifications are pipe end configuration C/U (U=Uncapped, C=Capped) Except PEX and Alupex pipes which are C/C.

* Typical pipe diameters shown, intermediate sizes are possible.

** seal applied to both sides of the wall



Appendix UL-EU Certificate

Certificate No. UL-EU-01212-CPR
 Page 23/60
 Date of Issue 2021-09-22

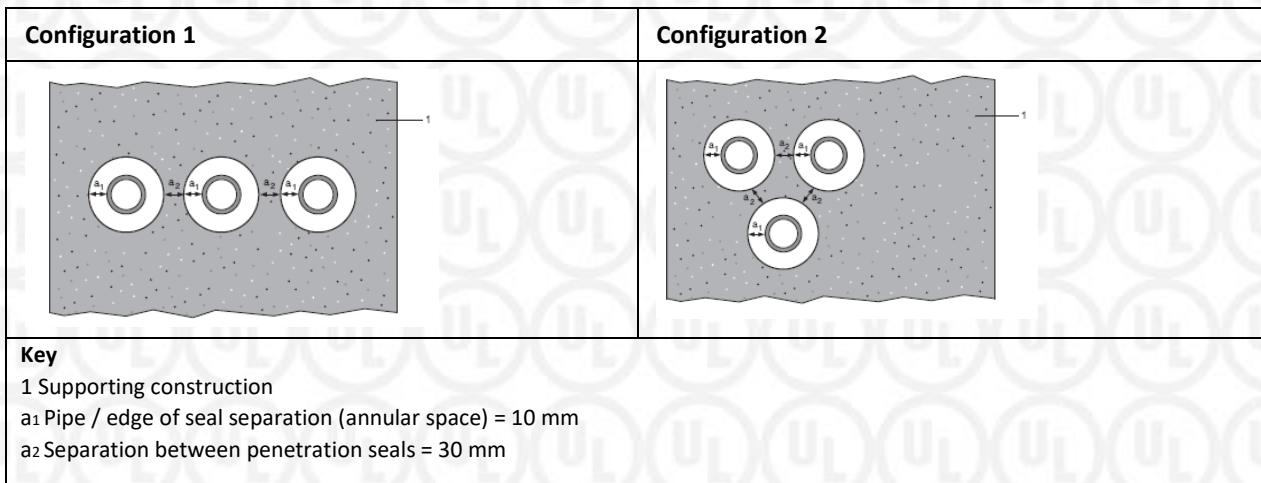
Sikacryl-621 Fire+: Double Sided** Penetration Seals in Walls 12.5 mm deep Sikacryl-621 Fire+ / 12.5 mm deep stone wool insulation minimum 35 kg/m ³ backing - Maximum seal size 300 x 300 mm or 504 mm Ø						
Substrate	Minimum Substrate Thickness (mm)	Services – Mild or Stainless Steel Pipe	Seal Width Around Pipe (a1)	Insulation CS	Fire Resistance (mins.)	
					E	EI
Drywall/ Masonry/ Concrete	100	4 mm diameter/1.0-2.0 mm wall	10 mm	None	90	90
		5-30 mm diameter/1.0-14.2 mm wall*			120	120
		30 mm diameter/2.0-14.2 mm wall#				
Substrate	Minimum Substrate Thickness (mm)	Copper or Steel pipe	Seal Width Around Pipe (a1)	Insulation	Fire Resistance (mins.)	
Drywall/ Masonry/ Concrete	100	6-12 mm diameter/0.7-6.0 mm wall*	10 mm	None	90	60
		13-22 mm diameter/0.7-11 mm wall*			90	30
		12-54 mm diameter/0.9-14.2 mm wall*		20-80 mm thick stone, mineral wool min. 80 kg/m ³	120	60

CS = Continuous Sustained

All pipe classifications are pipe end configuration C/C, except for those marked “#” which are C/U (U=Uncapped, C=Capped).

* Typical pipe diameters shown, intermediate sizes are possible.

** seal applied to both sides of the wall



Appendix UL-EU Certificate

Certificate No. UL-EU-01212-CPR
 Page 24/60
 Date of Issue 2021-09-22

Sikacryl-621 Fire+: Double Sided* Penetration Seals in Walls							
Maximum seal size 300 x 300 mm							
Substrate	Minimum Substrate Thickness (mm)	Services – Gerberit Mepla MLC (PE-Xb/Aluminium/PE-HD pipe) (fitted centrally)	Sealant Depth (mm)	Backing Material (Minimum)	Insulation (Minimum) LI or CI	Fire Resistance (mins.)	
						E	EI
Drywall/ Masonry/ Concrete	100	16 mm diameter/2.25 mm wall	12.5 mm	12.5 mm Stone wool 40 kg/m ³	20 mm Stone wool 80 kg/m ³ , 500 mm length from both sides of the seal	120	120
		20 mm diameter/2.5 mm wall					
		26 mm diameter/3 mm wall					
		32 mm diameter/3 mm wall					
		40 mm diameter/3.5 mm wall					
		50 mm diameter/4 mm wall					
		63 mm diameter/4.5 mm wall					
75 mm diameter/4.7 mm wall							

LI = Local Interrupted
 CI = Continuous Interrupted

All pipe classifications are pipe end configuration C/C (C=Capped).

* seal applied to both sides of the wall



Appendix UL-EU Certificate

Certificate No. UL-EU-01212-CPR
 Page 25/60
 Date of Issue 2021-09-22

Sikacryl-621 Fire+: Double Sided** Penetration Seals in Walls							
Maximum seal size 300 x 300 mm / min. 10 mm seal width around service							
Substrate	Minimum Substrate Thickness (mm)	Services (fitted centrally)	Sealant Depth (mm)	Backing Material (Minimum)	Insulation (Minimum) LI or CI	Fire Resistance (mins.)	
						E	EI
Drywall/ Masonry/ Concrete	100	Copper or steel pipe up to 54 mm diameter/1-14.2 mm wall	12.5 mm	20 mm Stone wool 40 kg/m ³	500 mm length of 20 mm Stone wool 80 kg/m ³	120	120
		Alupex composite pipe 75 mm diameter/7.5 mm wall		20 mm Stone wool 140 kg/m ³	600 mm length of 25 mm AES Fibre ≥ 128kg/m ³	60	60
Substrate	Minimum Substrate Thickness (mm)	Services – Mild or Stainless Steel Pipe (fitted centrally)	Sealant Depth (mm)	Backing Material (Minimum)	Insulation (Minimum) LI or CI	Fire Resistance (mins.)	
						E	EI
Drywall/ Masonry/ Concrete	100	40 mm diameter/1-14.2 mm wall	12.5	20mm Stone wool 40 kg/m ³	500 mm length of 20 mm stone wool 80 kg/m ³	120	90
		40 mm diameter/1-14.2 mm wall*			500 mm length of 30 mm stone wool 80 kg/m ³		
		50 mm diameter/1.2-14.2 mm wall*					
		60 mm diameter/1.4-14.2 mm wall*					
		75 mm diameter/1.7-14.2 mm wall*					
		90 mm diameter/2-14.2 mm wall*					
		100 mm diameter/2.2-14.2 mm wall*					
		115 mm diameter/2.5-14.2 mm wall*					
		140 mm diameter/3-14.2 mm wall*					
		165 mm diameter/3.5-14.2 mm wall*					
		180 mm diameter/3.8-14.2 mm wall*					
		200 mm diameter/4.2-14.2 mm wall*					
219 mm diameter/4.5-14.2 mm wall*							

All pipe classifications are pipe end configuration C/U (U=Uncapped, C=Capped).

LI = Local Interrupted

CI = Continuous Interrupted

* Typical pipe diameters shown, intermediate sizes are possible.

** seal applied to both sides of the wall



Appendix UL-EU Certificate

Certificate No. UL-EU-01212-CPR
 Page 26/60
 Date of Issue 2021-09-22

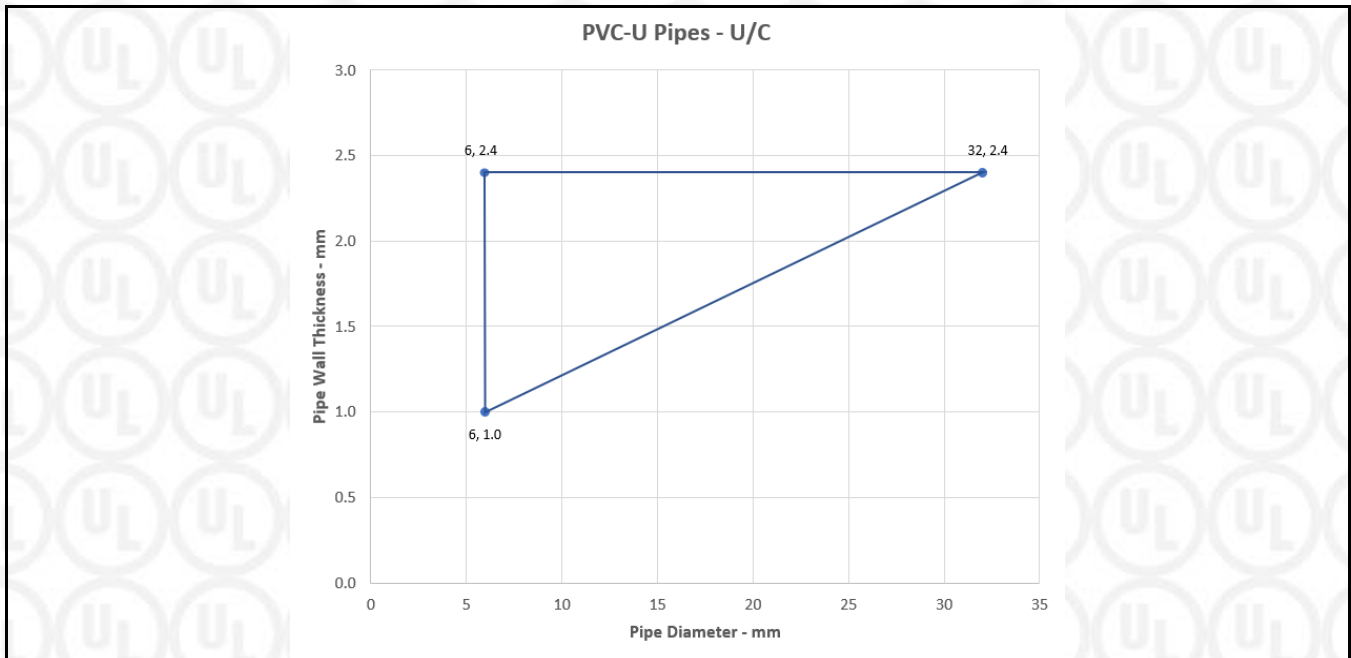
Sikacryl-621 Fire+: Double Sided** Penetration Seals in Walls 25 mm deep Sikacryl-621 Fire+

Substrate	Minimum Substrate Thickness (mm)	Services (fitted centrally)	Sealant Depth (mm)	Backing Material	Maximum Annular Space (mm)	Fire Resistance (mins.)	
						E	EI
PVC-U pipe according to EN 1329-1, EN 1452-1 and EN 1453-1, PVC-C according to EN 1566-1							
Drywall/ Masonry/ Concrete	100	6-32 mm Ø/1.0-2.4 mm wall*	25	None	10	120	120
		6-32 mm Ø/1.0-1.6 mm wall#			30	120	90
PP pipe according to EN 1451-1 or DIN 8077/8078							
Drywall/ Masonry/ Concrete	100	20 mm Ø/2.2 mm wall	25	none	30	120	120
		20 mm Ø/2.2-4.4 mm wall				60	60
		20-32 mm Ø/1.8-4.4 mm wall#					
PE pipe according to EN 1519-1, EN 12201-2 and EN 12666-1, ABS according to EN 1455-1 and pipes made from SAN+PVC according to EN 1565-1							
Drywall/ Masonry/ Concrete	100	20 mm Ø/2.0 mm wall	25	none	30	120	120
		20-32 mm Ø/2.0-3.0 mm wall#				90	90
Uponor Wirsbo PEX pipe in pipe system according to ISO 15875							
Drywall/ Masonry/ Concrete	100	Diameter up to 54 mm/0.4 mm wall thickness (outer pipe), 28 mm diameter/4.0 mm wall thickness (inner pipe)#	25	none	30	60	45

All pipe classifications are pipe end configuration U/C, except for those marked “#” which are C/C (U=Uncapped, C=Capped).

* Typical pipe diameters shown, intermediate sizes are possible.

** seal applied to both sides of the wall



Appendix UL-EU Certificate

Certificate No. UL-EU-01212-CPR
 Page 27/60
 Date of Issue 2021-09-22

Sikacryl-621 Fire+: Double Sided* Penetration Seals in Walls Min. 10 mm seal width around service							
Substrate	Minimum Substrate Thickness (mm)	Services (fitted centrally)	Sealant Depth (mm)	Backing Material (Minimum)	Insulation	Fire Resistance (mins.)	
						E	EI
Drywall/ Masonry/ Concrete	120	Mild or stainless steel pipe, 30 -324 mm diameter /1.6-14.2 mm wall#	15	15 mm Stone wool 35 kg/m ³	None	120	120
		Copper or steel pipe, 12 -54 mm diameter /0.9-14.2 mm wall		15 mm Stone wool 33 kg/m ³	None	120	120
		Alupex composite pipe 16-75 mm diameter/2.0-4.6 mm wall		15 mm Stone wool 35 kg/m ³	None	120	30

All pipe classifications are pipe end configuration C/C, except for those marked “#” which are C/U (U=Uncapped, C=Capped).

* seal applied to both sides of the wall

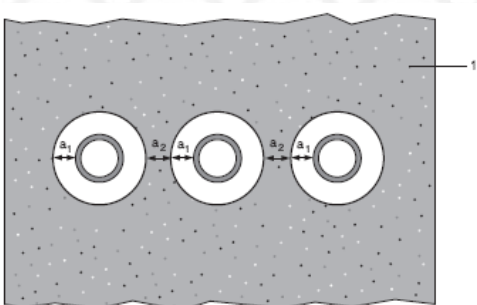


Appendix UL-EU Certificate

Certificate No. UL-EU-01212-CPR
 Page 28/60
 Date of Issue 2021-09-22

Sikacryl-621 Fire+: Double Sided* Penetration Seals in Walls Min. 10 mm seal width around service							
Substrate	Minimum Substrate Thickness (mm)	Services (fitted centrally)	Sealant Depth (mm)	Backing Material (Minimum)	Insulation	Fire Resistance (mins.)	
						E	EI
Solid wood/ cross-laminated Timber	100	None (blank)	25	25 mm Stone wool 33 kg/m ³	None	120	120
		Cables up to 14 mm Ø, single or in bundles up to 100 mm Ø			None	90	90
		Cables up to 21 mm Ø, single or in bundles up to 100 mm Ø			None	90	30
		Cables up to 50 mm Ø, single or in bundles up to 100 mm Ø			None		
		Telecom cables up to 14 mm Ø, single or in bundles up to 100 mm Ø			None	90	60

* seal applied to both sides of the wall

Configuration 1	
	<p>Key</p> <p>1 Supporting construction</p> <p>a1 Pipe/edge of seal separation (annular space) = 10 mm</p> <p>a2 Separation between penetration seals = 0 mm</p>



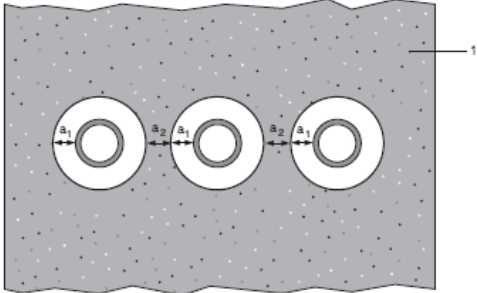
Appendix UL-EU Certificate

Certificate No. UL-EU-01212-CPR
 Page 29/60
 Date of Issue 2021-09-22

Sikacryl-621 Fire+: Double Sided* Penetration Seals in Walls with Sikacryl-626 Fire+. Min. 10 mm seal width around service							
Substrate	Minimum Substrate Thickness (mm)	Services (fitted centrally)	Sealant Depth (mm)	Backing Material (Minimum)	Insulation	Fire Resistance (mins.)	
						E	EI
Solid wood/ cross-laminated Timber	100	None (blank)	25	25 mm Stone wool 33 kg/m ³	Sikacryl-626 Fire+, 260- micron DFT extending 150 mm from both sides of the seal	120	120
		Cables up to 21 mm Ø, single				90	90
		Cables up to 50 mm Ø, single or in bundles up to 100 mm Ø				90	60

* seal applied to both sides of the wall

Configuration 1



Key
 1 Supporting construction
 a1 Pipe/edge of seal separation (annular space) = 10 mm
 a2 Separation between penetration seals = 0 mm



Appendix UL-EU Certificate

Certificate No. UL-EU-01212-CPR
 Page 30/60
 Date of Issue 2021-09-22

Sikacryl-621 Fire+: Double Sided** Penetration Seals in Walls Min. 10 mm seal width around service							
Substrate	Minimum Substrate Thickness (mm)	Services – Mild or Stainless Steel Pipe	Sealant Depth (mm)	Backing Material (Minimum)	Insulation (Minimum) LI or CI	Fire Resistance (mins.)	
						E	EI
Solid wood/ cross-laminated Timber	100	Maximum 273 mm diameter /6.35-14.2 mm wall*	25	25mm Stone wool 33 kg/m ³	25 mm glass wool or stone, mineral wool min. 75 kg/m ³ , 500 mm length from both sides of the seal	90	60
Substrate	Minimum Substrate Thickness (mm)	Services – Copper or steel Pipe	Sealant Depth (mm)	Backing Material (Minimum)	Insulation (Minimum) LI or CI	Fire Resistance (mins.)	
						E	EI
Solid wood/ cross-laminated Timber	100	Maximum 54 mm diameter /1.2-14.2 mm wall*	25	25mm Stone wool 33 kg/m ³	20 mm glass wool or stone, mineral wool min. 75 kg/m ³ , 500 mm length from both sides of the seal	90	60
Substrate	Minimum Substrate Thickness (mm)	Services – Alupex Pipe	Sealant Depth (mm)	Backing Material (Minimum)	Insulation (Minimum) LI or CI	Fire Resistance (mins.)	
						E	EI
Solid wood/ cross-laminated Timber	100	Maximum 75 mm diameter/wall 2.25-4.6 mm wall*	25	25mm Stone wool 33 kg/m ³	25 mm glass wool or stone, mineral wool min. 75 kg/m ³ , 500 mm length from both sides of the seal	90	90

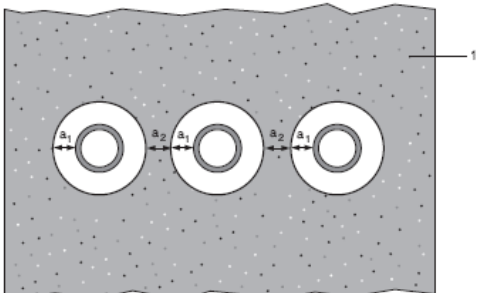
All pipe classifications are pipe end configuration C/C (C=Capped).

LI = Local Interrupted

CI = Continuous Interrupted

* Typical pipe diameters shown, intermediate sizes are possible.

** seal applied to both sides of the wall

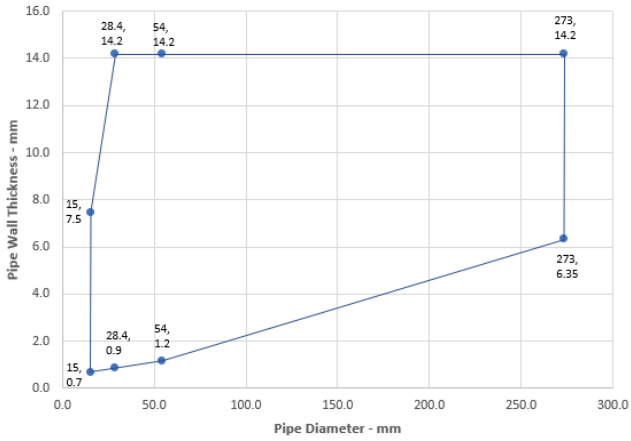
Configuration 1	
	<p>Key</p> <p>1 Supporting construction</p> <p>a1 Pipe/edge of seal separation (annular space) = 10 mm</p> <p>a2 Separation between penetration seals = 0 mm</p>



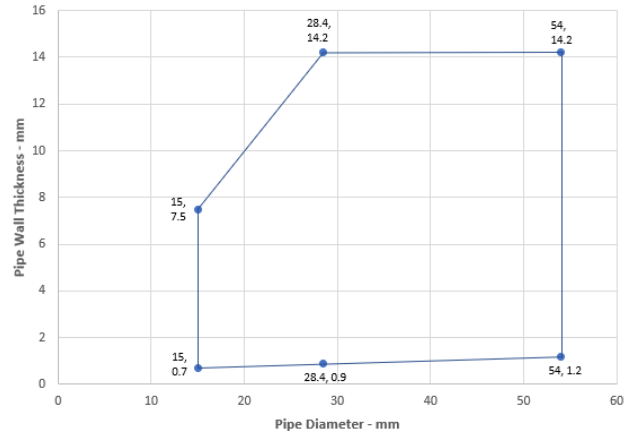
Appendix UL-EU Certificate

Certificate No. UL-EU-01212-CPR
 Page 31/60
 Date of Issue 2021-09-22

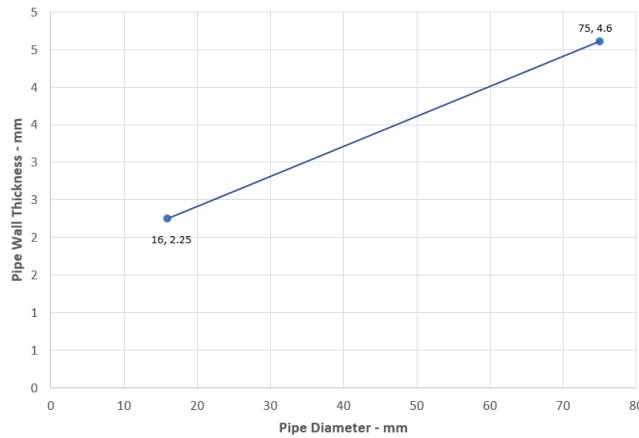
Steel Pipes with Glass Wool or Mineral Wool Insulation - C/C



Copper or Steel Pipes with Glass Wool or Mineral Wool Insulation - C/C



Alupex Pipes with Glass Wool or Mineral Wool Insulation - C/C



Appendix UL-EU Certificate

Certificate No. UL-EU-01212-CPR
 Page 32/60
 Date of Issue 2021-09-22

Sikacryl-621 Fire+: Double Sided** Penetration Seals in Walls Min. 10 mm seal width around service

Substrate	Minimum Substrate Thickness (mm)	Services – Mild or Stainless Steel Pipe	Sealant Depth (mm)	Backing Material (Minimum)	Insulation (Minimum) LI or CI	Fire Resistance (mins.)	
						E	EI
Solid wood/ cross-laminated Timber	100	Maximum 114 mm diameter /1.5-14.2 mm wall*#	25	25mm Stone wool 33 kg/m ³	9-25 mm Elastomeric insulation minimum class D-s3, d0	30	30
Substrate	Minimum Substrate Thickness (mm)	Services – Copper or steel Pipe	Sealant Depth (mm)	Backing Material (Minimum)	Insulation (Minimum) LI or CI	Fire Resistance (mins.)	
						E	EI
Solid wood/ cross-laminated Timber	100	Maximum 12 mm diameter /0.7-6 mm wall*	25	25mm Stone wool 33 kg/m ³	9 mm Elastomeric insulation minimum class D-s3, d0	90	60
		Maximum 54 mm diameter /1.2-14.2 mm wall*				60	30
		Maximum 54 mm diameter /1.2-14.2 mm wall*				30	20
Substrate	Minimum Substrate Thickness (mm)	Services – Alupex Pipe	Sealant Depth (mm)	Backing Material (Minimum)	Insulation (Minimum) LI or CI	Fire Resistance (mins.)	
						E	EI
Solid wood/ cross-laminated Timber	100	Maximum 16 mm diameter/wall 2.25 mm wall*	25	25mm Stone wool 33 kg/m ³	9 mm Elastomeric insulation minimum class D-s3, d0	90	90
		Maximum 75 mm diameter/wall 4.6 mm wall*				60	45
		Maximum 75 mm diameter/wall 4.6 mm wall*				45	45

All pipe classifications are pipe end configuration C/C, except for those marked “#” which are C/U (U=Uncapped, C=Capped).

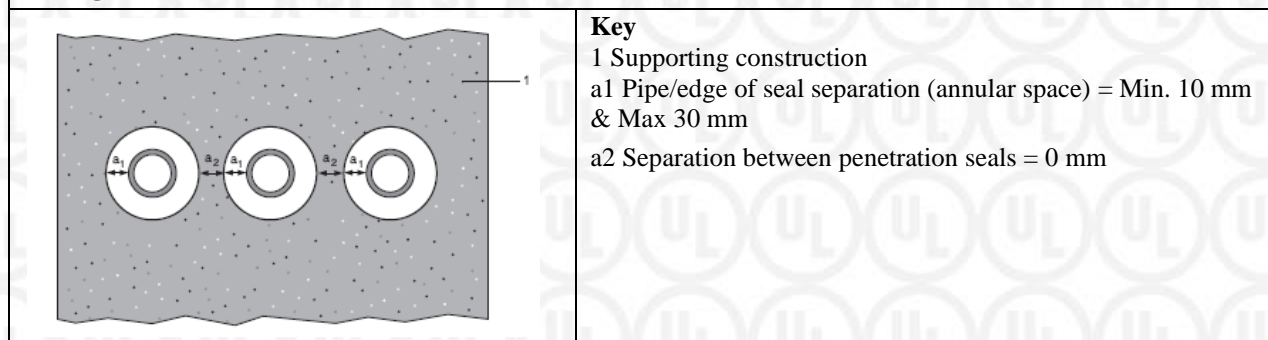
LI = Local Interrupted

CI = Continuous Interrupted

* Typical pipe diameters shown, intermediate sizes are possible.

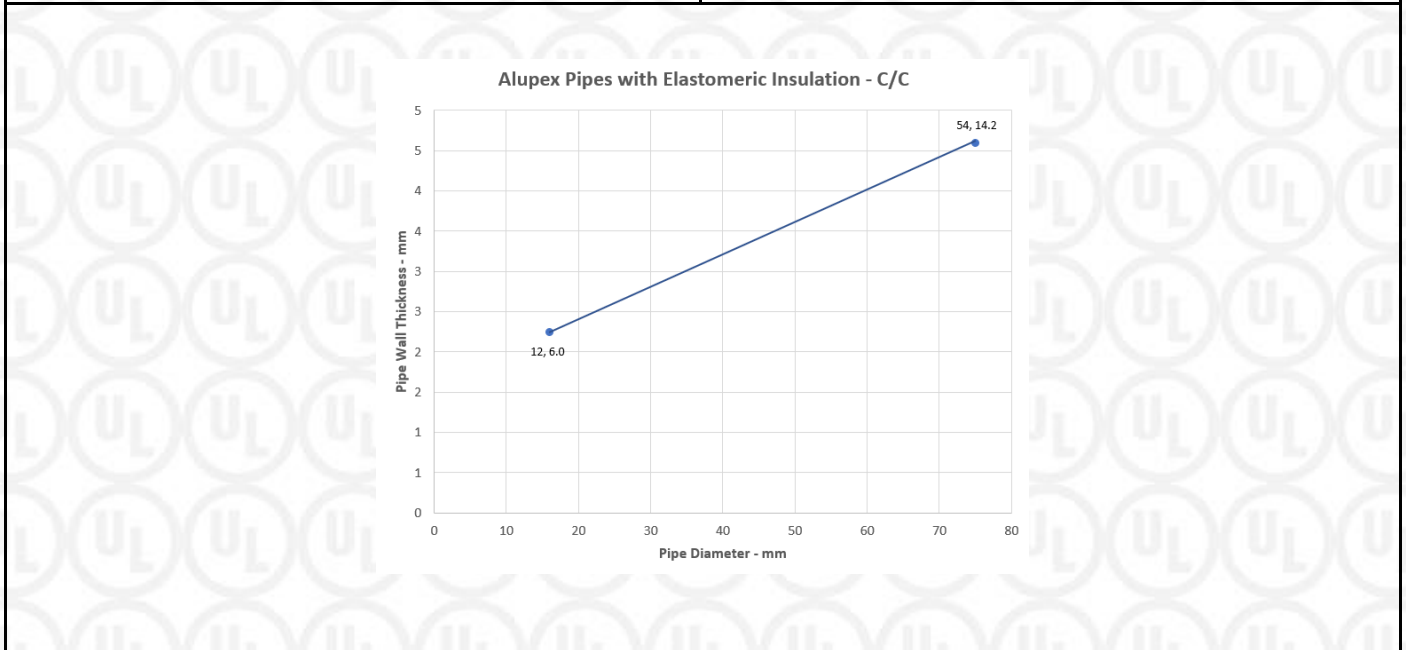
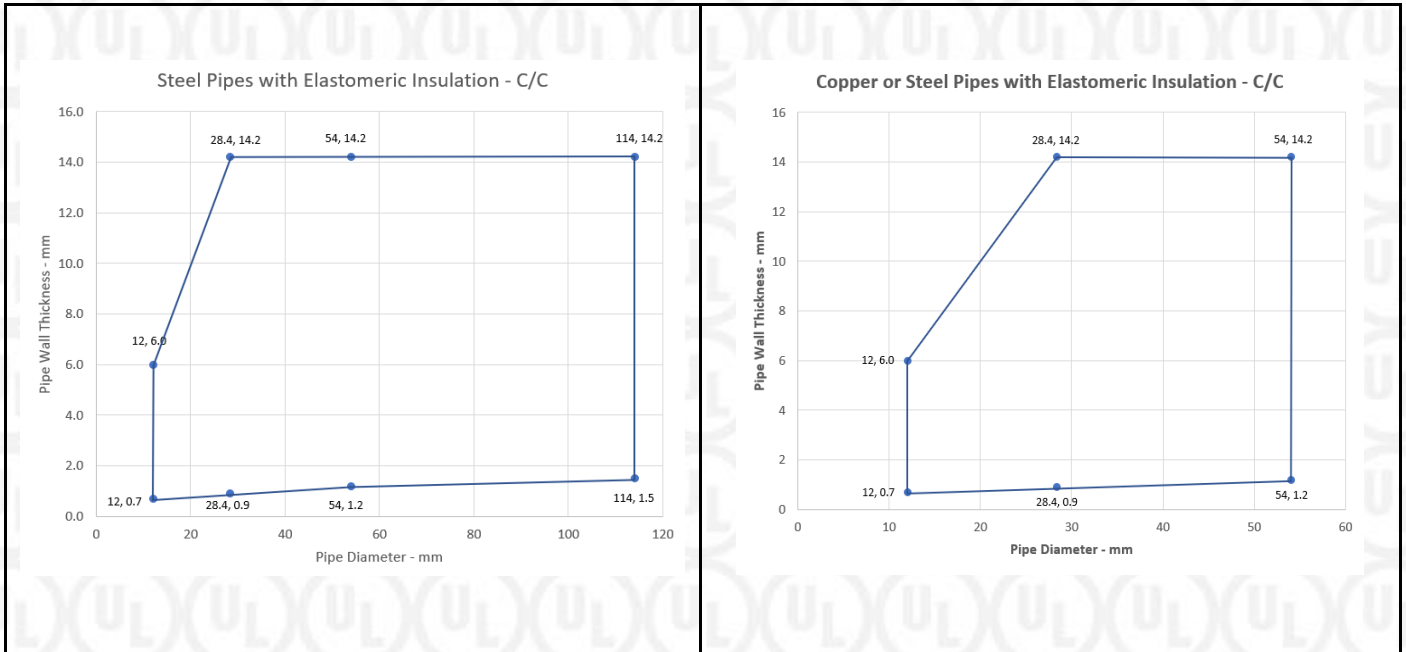
** seal applied to both sides of the wall

Configuration 1



Appendix UL-EU Certificate

Certificate No. UL-EU-01212-CPR
Page 33/60
Date of Issue 2021-09-22



Appendix UL-EU Certificate

Certificate No. UL-EU-01212-CPR
 Page 34/60
 Date of Issue 2021-09-22

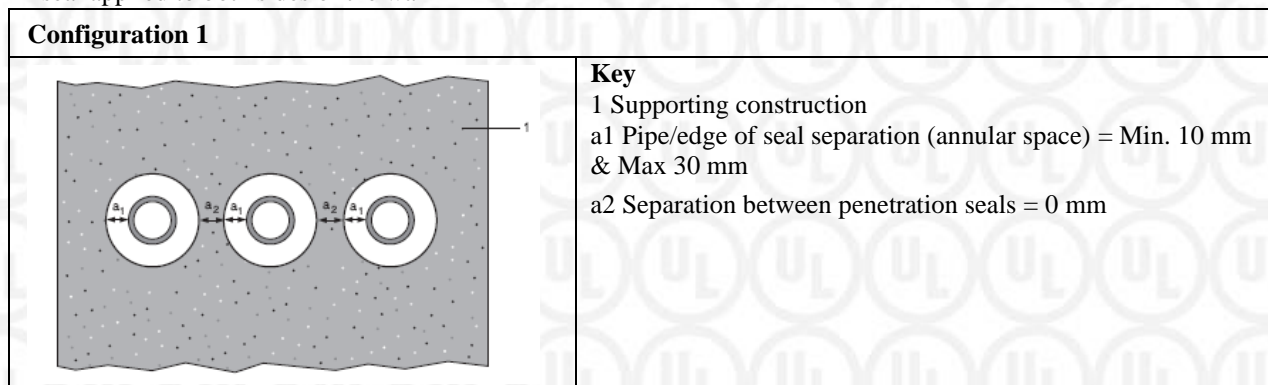
Sikacryl-621 Fire+: Double Sided** Penetration Seals in Walls Min. 10 mm seal width around service

Substrate	Minimum Substrate Thickness (mm)	Services	Sealant Depth (mm)	Backing Material (Minimum)	Insulation (Minimum) LI or CI	Fire Resistance (mins.)	
						E	EI
PVC-U pipe according to EN 1329-1, EN 1452-1 and EN 1453-1, PVC-C according to EN 1566-1							
Solid wood/ cross-laminated Timber	100	Maximum 32 mm diameter/1.0-2.4 mm wall*	25	25mm Stone wool 33 kg/m ³	None	90	90
PE pipe according to EN 1519-1, EN 12201-2 and EN 12666-1, ABS according to EN 1455-1 and pipes made from SAN+PVC according to EN 1565-1							
Solid wood/ cross-laminated Timber	100	Maximum 32 mm diameter/2.0-3.0 mm wall*	25	25mm Stone wool 33 kg/m ³	None	90	90
PP pipe according to EN 1451-1 or DIN 8077/8078							
Solid wood/ cross-laminated Timber	100	Maximum 32 mm diameter/1.8-4.4 mm wall*	25	25mm Stone wool 33 kg/m ³	None	90	90
PEX pipe in pipe system							
Solid wood/ cross-laminated Timber	100	25 mm diameter outer /15 mm diameter x 2.5 mm wall inner#	25	25mm Stone wool 33 kg/m ³	None	90	90

All pipe classifications are pipe end configuration U/C, except for those marked “#” which are C/C (U=Uncapped, C=Capped).

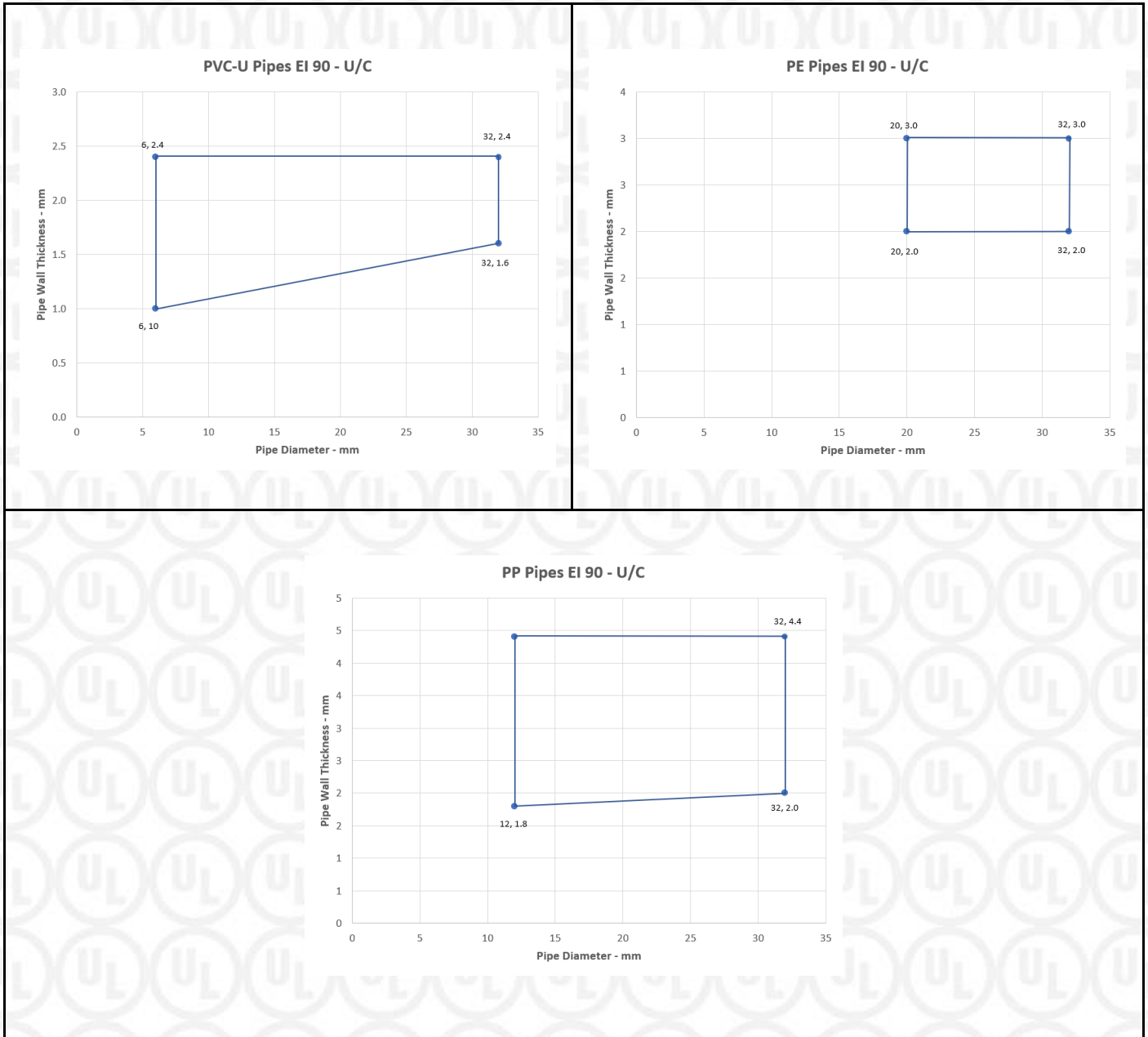
* Typical pipe diameters shown, intermediate sizes are possible.

** seal applied to both sides of the wall



Appendix UL-EU Certificate

Certificate No. UL-EU-01212-CPR
Page 35/60
Date of Issue 2021-09-22



Appendix UL-EU Certificate

Certificate No. UL-EU-01212-CPR
 Page 36/60
 Date of Issue 2021-09-22

Sikacryl-621 Fire+: Single Sided Penetration Seals in Floors							
Substrate	Minimum Substrate Thickness (mm)	Services (fitted centrally*)	Sealant Depth (mm)	Backing Material	Aperture Ø (mm)	Fire Resistance (mins.)	
						E	EI
Concrete	150	Single electrical cables up to 21 mm Ø	25	AES Fibre ≥ 128kg/m ³ 25 mm deep	82 Ø or max. 100 x 1000	120	60

* for circular seals or min. 30 mm from the edges of rectilinear apertures

Sikacryl-621 Fire+: Single Sided Penetration Seals in Floors Installed to top side of floor / 10 mm seal width around service							
Substrate	Minimum Substrate Thickness (mm)	Services	Sealant Depth (mm)	Backing Material	Aperture (mm)	Fire Resistance (mins.)	
						E	EI
Concrete	150	Blanks Seals	15	20 mm Stone wool 35 kg/m ³	300 x 300	90	60
			25	25 mm Stone wool 35 kg/m ³		120	120
		Electric cables up to 21 mm diameter, single. 23-27 mm diameter, 1 mm × 185 mm ² core, PVC sheath and insulation electrical cable, single	48 mm AES Fibre ≥ 128kg/m ³	240		240	
				120		90	
240	240						



Appendix UL-EU Certificate

Certificate No. UL-EU-01212-CPR
 Page 37/60
 Date of Issue 2021-09-22

Sikacryl-621 Fire+: Single Sided Penetration Seals in Floors 25 mm deep Sikacryl-621 Fire+ / 48 mm deep stone wool insulation 33 kg/m ³ backing - Maximum seal size 300 x 300 mm or 300 mm Ø							
Substrate	Minimum Substrate Thickness (mm)	Services (fitted centrally)	Sealant Depth (mm)	Backing Material	Minimum Annular Space (mm)	Fire Resistance (mins.)	
						E	EI
Mild or stainless steel pipe							
Concrete	150	4 -16 mm diameter /1.0-8.0 mm wall#	25	48 mm stone wool	10	120	120
		17 -324 mm diameter /1.0-14.2 mm wall#				120	0
Copper or steel pipe							
Concrete	150	6 mm diameter /0.7-3.0 mm wall	25	48 mm stone wool	10	120	120
		6 -15 mm diameter /0.7-7.5 mm wall				120	60
		16 - 54 mm diameter /0.7-14.2mm wall				120	0
Copper or steel pipe with 80 kg/m ³ density stone wool insulation Continuous Sustained (CS)							
Concrete	150	12 mm diameter/0.9-6 mm wall, 20-80 mm insulation	25	48 mm stone wool	10	240	240
		13-54 mm diameter/0.9-14.2 mm wall, 20-80 mm insulation*				240	180
Alupex Pipe							
Concrete	150	16 -20 mm diameter/2.0 mm wall	25	48 mm stone wool	10	120	120
		21-75 mm diameter/2.0-4.6 mm wall				120	90
		16-75 mm diameter/2.25-4.6 mm wall with 20-50 mm thick glass wool or stone, mineral wool min. 75 kg/m ³ insulation Continuous Sustained (CS)				180	120

All pipe classifications are pipe end configuration C/C, except for those marked “#” which are C/U (C=Capped, C=Capped).

* Typical pipe diameters shown, intermediate sizes are possible.



Appendix UL-EU Certificate

Certificate No. UL-EU-01212-CPR
 Page 38/60
 Date of Issue 2021-09-22

Sikacryl-621 Fire+: Double Sided** Penetration Seals in Floors 25 mm deep Sikacryl-621 Fire+ / 25 mm deep stone wool insulation 33 kg/m ³ backing - Maximum seal size 300 x 300 mm or 300 mm Ø							
Substrate	Minimum Substrate Thickness (mm)	Services (fitted centrally)	Sealant Depth (mm)	Backing Material	Minimum Annular Space (mm)	Fire Resistance (mins.)	
						E	EI
PVC-U pipe according to EN 1329-1, EN 1452-1 and EN 1453-1, PVC-C according to EN 1566-1							
Concrete	150	Up to 50 mm Ø/1.6-3.7 mm wall Up to 40 mm Ø/1.6-3.7 mm wall, with bundle of cables up to 21 mm diameter	25	25 mm stone wool	10	240	240
PP pipe according to EN 1451-1							
Concrete	150	12 mm Ø/1.2 mm wall	25	25 mm stone wool	10	240	240
		13-75 mm Ø/1.2-6.8 mm wall*				90	90
		Up to 40 mm Ø/1.2-1.8 mm wall, with bundle of cables up to 21 mm diameter				180	180
PE pipe according to EN 1519-1, EN 12201-2 and EN 12666-1, ABS according to EN 1455-1 and pipes made from SAN+PVC according to EN 1565-1							
Concrete	150	20-40 mm Ø/2.0-2.4 mm wall*	25	25 mm stone wool	10	240	240
		Up to 40 mm Ø/2.0-2.4 mm wall, with bundle of cables up to 21 mm diameter				180	180

All pipe classifications are pipe end configuration U/C and C/C (U=Uncapped, C=Capped).

* Typical pipe diameters shown, intermediate sizes are possible.

** seal fitted to both faces of the floor



Appendix UL-EU Certificate

Certificate No. UL-EU-01212-CPR
 Page 39/60
 Date of Issue 2021-09-22

Sikacryl-621 Fire+: Double Sided* Penetration Seals in Floors Min. 7 mm seal width around service							
Substrate	Minimum Substrate Thickness (mm)	Services (fitted centrally)	Sealant Depth (mm)	Backing Material	Aperture (mm)	Fire Resistance (mins.)	
						E	EI
Concrete	150	Blank seals	15	25 mm Stone wool 35 kg/m ³	300 x 300	240	240
		Electric cables up to 21 mm diameter, single or in a bundle.				120	120
		Electric cables 22-50 mm diameter, single or in a bundle.				120	90
		Electric cables 51-80 mm diameter, single or in a bundle.				120	60

* seal fitted to both faces of the floor



Appendix UL-EU Certificate

Certificate No. UL-EU-01212-CPR
 Page 40/60
 Date of Issue 2021-09-22

Sikacryl-621 Fire+: Single Sided Penetration Seals in Floors							
Substrate	Minimum Substrate Thickness (mm)	Services – Copper or Steel Pipe	Max. Seal Size	Sealant / Backing Depth*	Insulation LI or CI	Fire Resistance (mins.)	
						E	EI
Concrete	150	Up to 54 mm diameter/0.9-14.2 mm wall	10 mm width around pipe	15 mm / 20 mm	Min. 1000 mm of 20 mm Stone wool insulation 80 kg/m ³	240	180
		Up to 12 mm diameter/0.9-5 mm wall				240	240
		Up to 54 mm diameter/0.9-14.2 mm wall	Up to 100 x 1000 mm	25 mm / 20 mm		120	120
		Up to 54 mm diameter/0.9-14.2 mm wall	300 x 300 mm	15 mm / 20 mm		90	60
		Up to 12 mm diameter/0.9-5 mm wall		25 mm / 20 mm		120	120
		Up to 54 mm diameter/0.9-14.2 mm wall					

LI = Local Interrupted
 CI = Continuous Interrupted

* backed with 40 kg/m³ stone wool insulation or AES Fibre ≥ 128kg/m³.

All pipe classifications are pipe end configuration C/U (U=Uncapped, C=Capped).



Appendix UL-EU Certificate

Certificate No. UL-EU-01212-CPR
 Page 41/60
 Date of Issue 2021-09-22

Sikacryl-621 Fire+: Single Sided Penetration Seals in Floors							
Substrate	Minimum Substrate Thickness (mm)	Services – Mild or Stainless Steel Pipe (fitted centrally)	Max. Seal Size	Sealant/ Backing** Depth	Insulation min. 1000 mm LI or CI	Fire Resistance (mins.)	
						E	EI
Concrete	150	40 mm diameter/1-14.2 mm wall	10 mm width around pipe	15 mm / 20 mm	20 mm Stone wool insulation 80 kg/m ³	240	240
		40 mm diameter/1-14.2 mm wall			30 mm Stone wool insulation 80 kg/m ³	240	90
		50 mm diameter/1.2-14.2 mm wall*					
		60 mm diameter/1.4-14.2 mm wall*					
		75 mm diameter/1.7-14.2 mm wall*					
		90 mm diameter/2-14.2 mm wall*					
		100 mm diameter/2.2-14.2 mm wall*					
		115 mm diameter/2.5-14.2 mm wall*					
		140 mm diameter/3-14.2 mm wall*					
		165 mm diameter/3.5-14.2 mm wall*					
		180 mm diameter/3.8-14.2 mm wall*					
	200 mm diameter/4.2-14.2 mm wall*						
	219 mm diameter/4.5-14.2 mm wall*						
	Up to 100 x 1000 mm	40 mm diameter/1-14.2 mm wall	25 mm / 20 mm	20mm Stone wool 80 kg/m ³	120	90	
		50 mm diameter/1.2-14.2 mm wall*		30 mm Stone wool 80 kg/m ³			
		60 mm diameter/1.4-14.2 mm wall*					
		75 mm diameter/1.7-14.2 mm wall*					
		90 mm diameter/2-14.2 mm wall*					
		100 mm diameter/2.2-14.2 mm wall*					
		115 mm diameter/2.5-14.2 mm wall*					
		140 mm diameter/3-14.2 mm wall*					
		165 mm diameter/3.5-14.2 mm wall*					
180 mm diameter/3.8-14.2 mm wall*							
200 mm diameter/4.2-14.2 mm wall*							
219 mm diameter/4.5-14.2 mm wall*							

LI = Local Interrupted
 CI = Continuous Interrupted

All pipe classifications are pipe end configuration C/U (U=Uncapped, C=Capped).

* Typical pipe diameters, intermediate sizes are possible.
 ** backed with 40 kg/m³ stone wool insulation or AES Fibre ≥ 128kg/m³.



Appendix UL-EU Certificate

Certificate No. UL-EU-01212-CPR
 Page 42/60
 Date of Issue 2021-09-22

Sikacryl-621 Fire+: Single Sided Penetration Seals in Floors							
Substrate	Minimum Substrate Thickness (mm)	Services – Mild or Stainless Steel Pipe (fitted centrally)	Max. Seal Size	Sealant / Backing** Depth	Insulation min 1000 mm LI or CI	Fire Resistance (mins.)	
						E	EI
Concrete	150	40 mm diameter/1-14.2 mm wall	300 x 300 mm	15 mm / 20 mm	20 mm Stone wool insulation 80 kg/m ³	90	60
		40 mm diameter/1-14.2 mm wall			30 mm Stone wool insulation 80 kg/m ³		
		50 mm diameter/1.2-14.2 mm wall*					
		60 mm diameter/1.4-14.2 mm wall*					
		75 mm diameter/1.7-14.2 mm wall*					
		90 mm diameter/2-14.2 mm wall*					
		100 mm diameter/2.2-14.2 mm wall*					
		115 mm diameter/2.5-14.2 mm wall*					
		140 mm diameter/3-14.2 mm wall*					
		165 mm diameter/3.5-14.2 mm wall*					
		180 mm diameter/3.8-14.2 mm wall*					
		200 mm diameter/4.2-14.2 mm wall*					
		219 mm diameter/4.5-14.2 mm wall*					
		40 mm diameter/1-14.2 mm wall					
		50 mm diameter/1.2-14.2 mm wall*	30 mm Stone wool 80 kg/m ³				
		60 mm diameter/1.4-14.2 mm wall*					
		75 mm diameter/1.7-14.2 mm wall*					
		90 mm diameter/2-14.2 mm wall*					
		100 mm diameter/2.2-14.2 mm wall*					
		115 mm diameter/2.5-14.2 mm wall*					
		140 mm diameter/3-14.2 mm wall*					
		165 mm diameter/3.5-14.2 mm wall*					
		180 mm diameter/3.8-14.2 mm wall*					
		200 mm diameter/4.2-14.2 mm wall*					
219 mm diameter/4.5-14.2 mm wall*							

LI = Local Interrupted
 CI = Continuous Interrupted

All pipe classifications are pipe end configuration C/U (U=Uncapped, C=Capped).

* Typical pipe diameters, intermediate sizes are possible.
 **backed with 40 kg/m³ stone wool insulation or AES Fibre ≥ 128kg/m³.



Appendix UL-EU Certificate

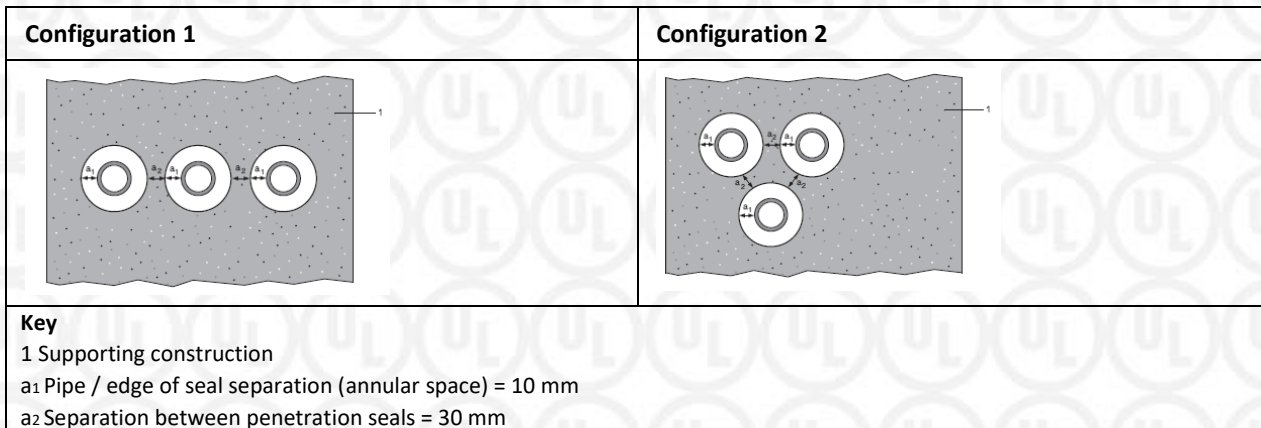
Certificate No. UL-EU-01212-CPR
 Page 43/60
 Date of Issue 2021-09-22

Sikacryl-621 Fire+: Single Sided Penetration Seals in Floors 25 mm deep Sikacryl-621 Fire+ / 48 mm deep AES Fibre $\geq 128\text{kg/m}^3$ backing - Maximum seal size 300 x 300 mm or 504 mm \varnothing						
Substrate	Minimum Substrate Thickness (mm)	Services – Mild or Stainless Steel Pipe (fitted centrally)	Seal Width Around Pipe (a1)	Insulation CS	Fire Resistance (mins.)	
					E	EI
Masonry/ Concrete	150	40 mm diameter/1.0-14.2 mm wall*	10 mm	20 mm thick stone, mineral wool min. 80 kg/m ³	240	240
		40 mm diameter/1.0-14.2 mm wall*				
		50 mm diameter/1.2-14.2 mm wall*				
		60 mm diameter/1.4-14.2 mm wall*				
		75 mm diameter/1.6-14.2 mm wall*				
		90 mm diameter/1.9-14.2 mm wall*				
		100 mm diameter/2.1-14.2 mm wall*				
		115 mm diameter/2.4-14.2 mm wall*				
		140 mm diameter/2.9-14.2 mm wall*				
		165 mm diameter/ 3.4-14.2 mm wall*				
		180 mm diameter/ 3.6-14.2 mm wall*				
		200 mm diameter/ 4.0-14.2 mm wall*				
		219 mm diameter/ 4.3-14.2 mm wall*				
		250 mm diameter/ 5.0-14.2 mm wall*				
300 mm diameter/ 5.9-14.2 mm wall*						
324 mm diameter/ 6.35-14.2 mm wall*						
300 mm diameter/ 5.9-14.2 mm wall*						
324 mm diameter/ 6.35-14.2 mm wall*						
Substrate	Minimum Substrate Thickness (mm)	Services – PEX pipe in pipe system (fitted centrally)	Seal Width Around Pipe (a1)	Insulation	Fire Resistance (mins.)	
Concrete	150	15 mm diameter x 2.5 mm wall inner /25mm diameter outer	10 mm	None	E	EI
					90	90

CS = Continuous Sustained

All pipe classifications are pipe end configuration C/U (U=Uncapped, C=Capped) Except PEX pipes which are C/C.

* Typical pipe diameters shown, intermediate sizes are possible.



Appendix UL-EU Certificate

Certificate No. UL-EU-01212-CPR
 Page 44/60
 Date of Issue 2021-09-22

Sikacryl-621 Fire+: Single Sided Penetration Seals in Floors Maximum seal size 300 x 300 mm							
Substrate	Minimum Substrate Thickness (mm)	Services – Gerberit Mepla MLC (PE-Xb/Aluminium/PE-HD pipe (fitted centrally))	Sealant Depth (mm)	Backing	Insulation CI	Fire Resistance (mins.)	
						E	EI
Concrete	150	16 mm diameter/2.25 mm wall	25	48 mm AES Fibre ≥ 128kg/m ³	20 mm Stone wool 80 kg/m ³ , 500 mm length from both sides of the seal	240	240
		20 mm diameter/2.5 mm wall					
		26 mm diameter/3 mm wall					
		32 mm diameter/3 mm wall					
		40 mm diameter/3.5 mm wall					
		50 mm diameter/4 mm wall					
		63 mm diameter/4.5 mm wall					
		75 mm diameter/4.7 mm wall					

CI = Continuous Interrupted

All pipe classifications are pipe end configuration C/C (C=Capped).



Appendix UL-EU Certificate

Certificate No. UL-EU-01212-CPR
 Page 45/60
 Date of Issue 2021-09-22

Sikacryl-621 Fire+: Double Sided* Penetration Seals in Floors								
Substrate	Minimum Substrate Thickness (mm)	Services	Max. Seal Size	Seal Depth (mm)	Backing	Insulation	Fire Resistance (mins.)	
							E	EI
Concrete	150	Copper or steel pipe 54 mm diameter/2-14.2 mm wall	300 x 300 mm	25	25 mm deep 140 kg/m ³ Stone wool	None	120	20
		Mild steel pipe 16 mm diameter/1.5-7.5 mm wall					240	240
		Mild steel pipe maximum 63 mm diameter/1.5-14.2 mm wall	15	25 mm deep 35 kg/m ³ Stone wool	240		30	
		Mild steel pipe 16 mm diameter/1.5-7.5 mm wall	Up to 100 x 1000 mm	25	25 mm deep AES Fibre ≥ 128kg/m ³		120	120

* Seal to both faces of floor

All pipe classifications are pipe end configuration C/U (U=Uncapped, C=Capped).



Appendix UL-EU Certificate

Certificate No. UL-EU-01212-CPR
 Page 46/60
 Date of Issue 2021-09-22

Sikacryl-621 Fire+: Double Sided** Penetration Seals in Floors 25 mm deep Sikacryl-621 Fire+							
Substrate	Minimum Substrate Thickness (mm)	Services – Mild or Stainless Steel Pipe (fitted centrally)	Max. Seal Size	Backing	Insulation CS	Fire Resistance (mins.)	
						E	EI
Concrete	150	40 mm diameter/1-14.2 mm wall	300 x 300 mm	20 mm Stone wool 40 kg/m ³	13 -19 mm Elastomeric insulation minimum class B-s3, d0 or phenolic foam insulation	180	180
		40 mm diameter/1-14.2 mm wall*		25 mm AES Fibre ≥ 128kg/m ³		60	60
		50 mm diameter/1.3-14.2 mm wall*					
		60 mm diameter/1.6-14.2 mm wall*					
		75 mm diameter/2-14.2 mm wall*					
		90 mm diameter/2.4-14.2 mm wall*					
		100 mm diameter/2.7-14.2 mm wall*					
		115 mm diameter/3.1-14.2 mm wall*					
		140 mm diameter/3.8-14.2 mm wall*					
165 mm diameter/ 4.5-14.2 mm wall*							

CS = Continuous Sustained
 All pipe classifications are pipe end configuration C/U (U=Uncapped, C=Capped).

* Typical pipe diameters, intermediate sizes are possible.

** seal to both faces of floor



Appendix UL-EU Certificate

Certificate No. UL-EU-01212-CPR
 Page 47/60
 Date of Issue 2021-09-22

Sikacryl-621 Fire+: Double Sided** Penetration Seals in Floors 25 mm deep Sikacryl-621 Fire+							
Substrate	Minimum Substrate Thickness (mm)	Services – Copper Pipe or Steel	Max. Seal Size	Backing	Insulation CS	Fire Resistance (mins.)	
						E	EI
Concrete	150	12 mm diameter/1-6 mm wall	300 x 300 mm	25 mm AES Fibre ≥ 128kg/m ³	9 mm Elastomeric insulation minimum class B-s3, d0 or phenolic foam insulation	240	180
		12-54 mm diameter/1-14.2 mm wall*			9-13 mm Elastomeric insulation minimum class B-s3, d0 or phenolic foam insulation	180	120
		12-54 mm diameter/1-14.2 mm wall*			13-25 mm Elastomeric insulation minimum class B-s3, d0 or phenolic foam insulation	90	60
Substrate	Minimum Substrate Thickness (mm)	Alupez Composite Pipe	Max. Seal Size	Backing	Insulation CS	Fire Resistance (mins.)	
						E	EI
Concrete	150	16 mm diameter/2.25 mm wall	300 x 300 mm	25 mm AES Fibre ≥ 128kg/m ³	9 mm Elastomeric insulation minimum class B-s3, d0 or phenolic foam insulation	180	180
		16 mm diameter/2.25 mm wall			9-13 mm Elastomeric insulation minimum class B-s3, d0 or phenolic foam insulation	120	60
		20 mm diameter/2.5 mm wall					
		26 mm diameter/3 mm wall					
		32 mm diameter/3 mm wall					
		40 mm diameter/3.5 mm wall					
		50 mm diameter/4 mm wall			13-25 mm Elastomeric insulation minimum class B-s3, d0 or phenolic foam insulation	60	60
		63 mm diameter/4.5 mm wall					
		75 mm diameter/4.7 mm wall					
		16 mm diameter/2.25 mm wall					
		20 mm diameter/2.5 mm wall					
		26 mm diameter/3 mm wall					
		32 mm diameter/3 mm wall					
		40 mm diameter/3.5 mm wall					
		50 mm diameter/4 mm wall					
63 mm diameter/4.5 mm wall							
75 mm diameter/4.7 mm wall							

CS = Continuous Sustained

All pipe classifications are pipe end configuration C/C (C=Capped).

* Typical pipe diameters, intermediate sizes are possible.

** Seal to both faces of floor



Appendix UL-EU Certificate

Certificate No. UL-EU-01212-CPR
 Page 48/60
 Date of Issue 2021-09-22

Sikacryl-621 Fire+: Double Sided** Penetration Seals in Floors							
15 mm deep Sikacryl-621 Fire+							
Substrate	Minimum Substrate Thickness (mm)	Services – Mild or Stainless Steel Pipe (fitted centrally)	Max. Seal Size	Backing	Insulation Min. 1000 mm LI or CI	Fire Resistance (mins.)	
						E	EI
Concrete	150	40 mm diameter/1-14.2 mm wall	300 x 300 mm or 100 x 1000 mm	20 deep 40 kg/m ³ stone wool insulation	20 mm Stone wool 80 kg/m ³	240	240
		40 mm diameter/1-14.2 mm wall*					
		50 mm diameter/1.2-14.2 mm wall*					
		60 mm diameter/1.4-14.2 mm wall*			30 mm Stone wool 80 kg/m ³	240	120
		75 mm diameter/1.7-14.2 mm wall*					
		90 mm diameter/2-14.2 mm wall*					
		100 mm diameter/2.2-14.2 mm wall*					
		115 mm diameter/2.5-14.2 mm wall*					
		140 mm diameter/3-14.2 mm wall*					
		165 mm diameter/3.5-14.2 mm wall*					
		180 mm diameter/3.8-14.2 mm wall*					
		200 mm diameter/4.2-14.2 mm wall*					
		219 mm diameter/4.5-14.2 mm wall*					

LI = Local Interrupted)
 CI = Continuous Interrupted

All pipe classifications are pipe end configuration C/U (U=Uncapped, C=Capped).

* Typical pipe diameters, intermediate sizes are possible.

** seal to both faces of floor

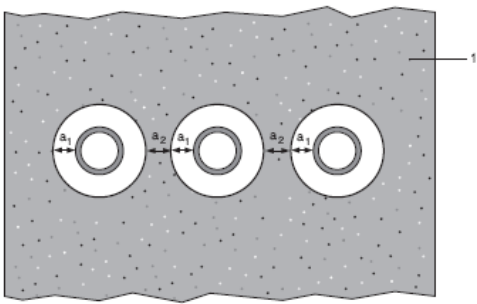


Appendix UL-EU Certificate

Certificate No. UL-EU-01212-CPR
 Page 49/60
 Date of Issue 2021-09-22

Sikacryl-621 Fire+: Double Sided* Penetration Seals in Floors with Sikacryl-626 Fire+. Min. 10 mm seal width around service Maximum seal size 220 mm Ø							
Substrate	Minimum Substrate Thickness (mm)	Services (fitted centrally)	Sealant Depth (mm)	Backing Material (Minimum)	Insulation (Minimum)	Fire Resistance (mins.)	
						E	EI
Solid wood/ cross-laminated Timber	150	None (blank)	25	25 mm Stone wool 33 kg/m ³	None	120	120
		Cables up to 14 mm Ø, single or in bundles up to 100 mm Ø			Sikacryl-626 Fire+, 260-micron DFT extending 150 mm from top side of the seal		
		Cables up to 21 mm Ø, single or in bundles up to 100 mm Ø				120	90
		Cables up to 50 mm Ø, single or in bundles up to 100 mm Ø					
Telecom cables up to 14 mm Ø, single or in bundles up to 100 mm Ø							

* seal applied to both sides of the floor

Configuration 1	
	<p>Key</p> <p>1 Supporting construction</p> <p>a1 Pipe/edge of seal separation (annular space) = 10 mm</p> <p>a2 Separation between penetration seals = 0 mm</p>



Appendix UL-EU Certificate

Certificate No. UL-EU-01212-CPR
 Page 50/60
 Date of Issue 2021-09-22

Sikacryl-621 Fire+: Double Sided** Penetration Seals in Floors Min. 10 mm seal width around service								
Substrate	Minimum Substrate Thickness (mm)	Services	Maximum Aperture	Sealant Depth (mm)	Backing Material (Minimum)	Insulation (Minimum) LI or CI	Fire Resistance (mins.)	
							E	EI
Mild or stainless steel pipe								
Solid wood/ cross-laminated Timber	150	Maximum 273 mm diameter /6.35-14.2 mm wall*	Ø 293 mm	25	25mm Stone wool 33 kg/m ³	25 mm glass wool or stone, mineral wool min. 75 kg/m ³ , 500 mm length from both sides of the seal	120	60
Copper or steel Pipe								
Solid wood/ cross-laminated Timber	150	Maximum 15 mm diameter /0.7-7.5 mm wall*	Ø 220 mm	25	25mm Stone wool 33 kg/m ³	20 mm glass wool or stone, mineral wool min. 75 kg/m ³ , 500 mm length from both sides of the seal	120	120
		Maximum 54 mm diameter /1.2-14.2 mm wall*					120	90
Alupex Pipe								
Solid wood/ cross-laminated Timber	150	Maximum 16 mm diameter/ 2.25 mm wall*	Ø 220 mm	25	25mm Stone wool 33 kg/m ³	20 mm glass wool or stone, mineral wool min. 75 kg/m ³ , 500 mm length from both sides of the seal	120	120
		Maximum 75 mm diameter/ 4.6 mm wall*				25 mm glass wool or stone, mineral wool min. 75 kg/m ³ , 500 mm length from both sides of the seal	120	90

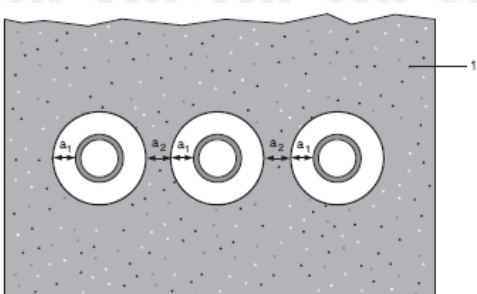
All pipe classifications are pipe end configuration C/C (C=Capped).

LI = Local Interrupted

CI = Continuous Interrupted

* Typical pipe diameters shown, intermediate sizes are possible.

** seal applied to both sides of the wall

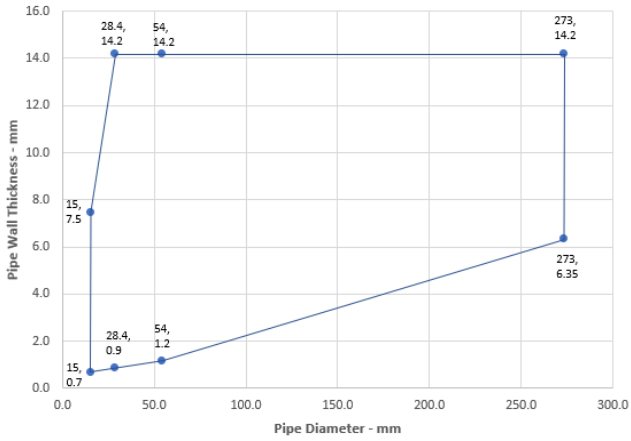
Configuration 1	
	<p>Key</p> <p>1 Supporting construction</p> <p>a1 Pipe/edge of seal separation (annular space) = 10 mm</p> <p>a2 Separation between penetration seals = 0 mm</p>



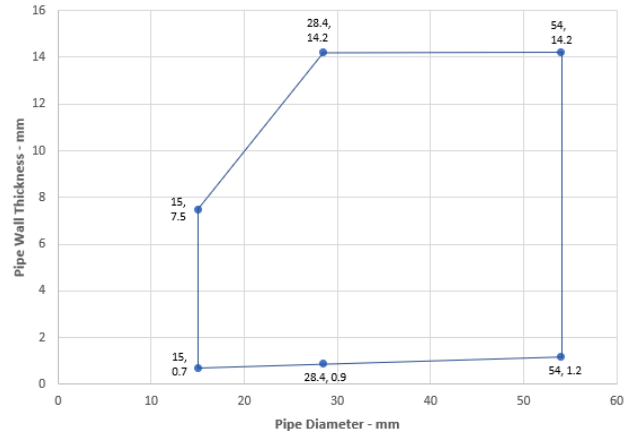
Appendix UL-EU Certificate

Certificate No. UL-EU-01212-CPR
Page 51/60
Date of Issue 2021-09-22

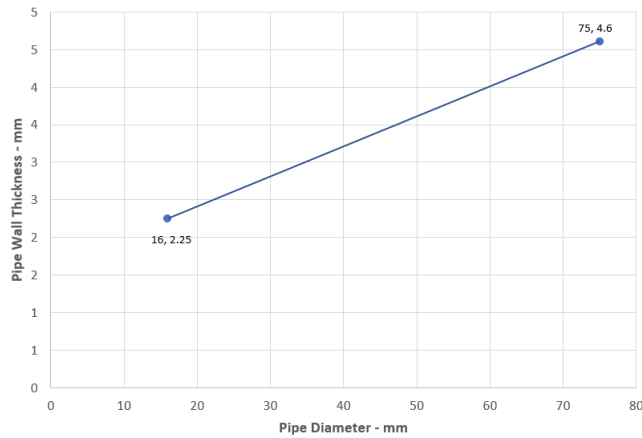
Steel Pipes with Glass Wool or Mineral Wool Insulation - C/C



Copper or Steel Pipes with Glass Wool or Mineral Wool Insulation - C/C



Alupex Pipes with Glass Wool or Mineral Wool Insulation - C/C



Appendix UL-EU Certificate

Certificate No. UL-EU-01212-CPR
 Page 52/60
 Date of Issue 2021-09-22

Sikacryl-621 Fire+: Double Sided** Penetration Seals in Floors 25 mm deep Sikacryl-621 Fire+

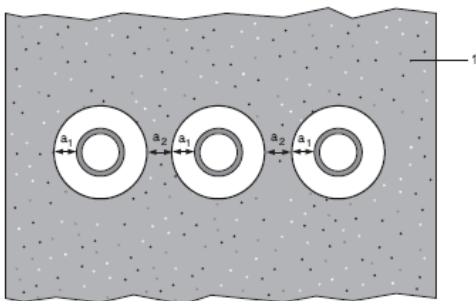
Substrate	Minimum Substrate Thickness (mm)	Services	Sealant Depth (mm)	Backing Material (Minimum)	Insulation (Minimum) LI or CI	Fire Resistance (mins.)	
						E	EI
PVC-U pipe according to EN 1329-1, EN 1452-1 and EN 1453-1, PVC-C according to EN 1566-1							
Solid wood/ cross-laminated Timber	150	Maximum 32 mm diameter/1.0-2.4 mm wall*	25	25mm Stone wool 33 kg/m ³	None	120	120
PE pipe according to EN 1519-1, EN 12201-2 and EN 12666-1, ABS according to EN 1455-1 and pipes made from SAN+PVC according to EN 1565-1							
Solid wood/ cross-laminated Timber	150	Maximum 32 mm diameter/2.0-3.0 mm wall*	25	25mm Stone wool 33 kg/m ³	None	120	120
PP pipe according to EN 1451-1 or DIN 8077/8078							
Solid wood/ cross-laminated Timber	150	Maximum 32 mm diameter/1.8-4.4 mm wall*	25	25mm Stone wool 33 kg/m ³	None	120	120
PEX pipe in pipe system							
Solid wood/ cross-laminated Timber	150	25 mm diameter outer /15 mm diameter x 2.5 mm wall inner#	25	25mm Stone wool 33 kg/m ³	None	120	120

All pipe classifications are pipe end configuration U/C, except for those marked “#” which are C/C (U=Uncapped, C=Capped).

* Typical pipe diameters shown, intermediate sizes are possible.

** seal applied to both sides of the wall

Configuration 1



Key

1 Supporting construction

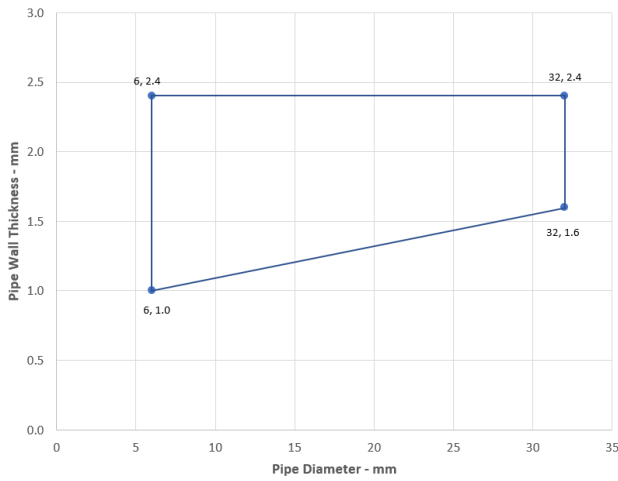
a1 Pipe/edge of seal separation (annular space) = Min. 10 mm & Max 30 mm

a2 Separation between penetration seals = 0 mm

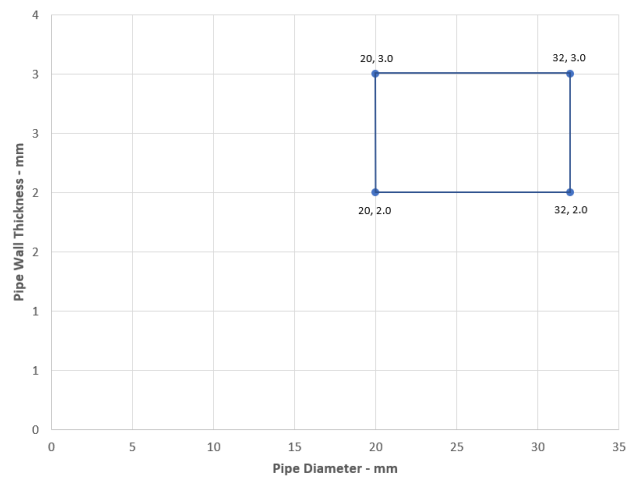
Appendix UL-EU Certificate

Certificate No. UL-EU-01212-CPR
Page 53/60
Date of Issue 2021-09-22

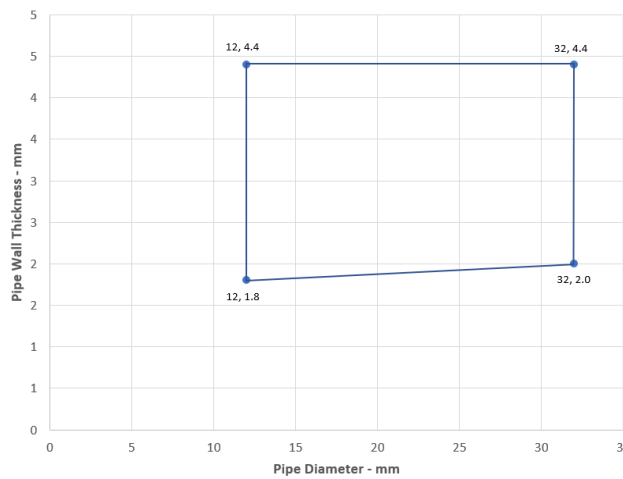
PVC-U Pipes EI 120 - U/C



PE Pipes EI 120 - U/C



PP Pipes EI 120 - U/C



Appendix UL-EU Certificate

Certificate No. UL-EU-01212-CPR
 Page 54/60
 Date of Issue 2021-09-22

Sikacryl-621 Fire+: Linear Gaps Head of Flexible Wall to Concrete Floor Soffit and Vertical End of Flexible Wall and Concrete Wall								
Substrates	Minimum Substrate Thickness (mm)	Maximum Gap Size (mm)	Seal Position/Orientation	Minimum Seal Depth (mm)	Backing Material	Minimum Backing Depth (mm)	Fire Resistance (mins.)	
							E	EI
Plasterboard & Concrete	100	30	Both Sides, Horizontal Joint	12.5	Stone wool 35 kg/m ³ plus 50 mm steel partition head track	12.5	120	120
			Both Sides, Vertical Joint		Stone wool 35 kg/m ³ *	20		
		Both Sides, Horizontal Joint	25	50				
	75	25	Both Sides, Horizontal Joint	12.5	50 mm steel partition head track / stud	50	90	90
			Both Sides, Vertical Joint			15	50	60
	75	25	Both Sides, Horizontal Joint	12.5	50 mm steel partition head track / stud	50	60	45
Both Sides, Vertical Joint			15					

* Maximum partition/wall height of 3 metres.



Appendix UL-EU Certificate

Certificate No. UL-EU-01212-CPR
 Page 55/60
 Date of Issue 2021-09-22

Sikacryl-621 Fire+: Vertically or Horizontally Orientated Linear Joints or Gap seals in Flexible or Rigid Walls									
Substrates	Minimum Substrate Thickness (mm)	Maximum Gap Size (mm)	Seal Position/Orientation	Minimum Seal Depth (mm)	Backing Material	Minimum Backing Depth (mm)	Facing Material (minimum)	Fire Resistance (mins.)	
								E	EI
Flexible or rigid wall / Timber	100	30	One Side, Vertical Joint	12.5	Stone wool 35 kg/m ³	12.5	Single sided linear seals in flexible or rigid walls against wooden frames covered with architraves on the other side fixed with 25 mm steel pins at nominal 300 mm centres.	60	60
			One Side, Horizontal Joint						
			Both Sides, Vertical Joint						
			Both Sides, Horizontal Joint						
Steel / Steel			One Side, Vertical Joint			None	120	30	
			One Side, Horizontal Joint						
Flexible or rigid wall / Steel			Both Sides, Vertical Joint				120 ¹	30 ²	
			Both Sides, Horizontal Joint						

Single sided seals may be either side (or any position between) of the wall.

*Additional and for information only.

The classifications provided in the table above consider the insulation performance of all components within the firestopping system as per the requirements of EN 1366-4. This includes temperature evaluation of the steel substrate.

In relation to each of the above classifications, temperatures recorded on the seal (exclusive of the supporting construction) exceeded the maximum allowable after the following times (rounded down):

¹ 120, ² 90, ³ 120, ⁴ 60



Appendix UL-EU Certificate

Certificate No. UL-EU-01212-CPR
 Page 56/60
 Date of Issue 2021-09-22

Sikacryl-621 Fire+: Linear Gaps Head of Rigid Wall to Concrete Floor Soffit and Between Rigid Walls								
Substrates	Minimum Substrate Thickness (mm)	Maximum Gap Size (mm)	Seal Position/ Orientation	Minimum Seal Depth (mm)	Backing Material	Minimum Backing Depth (mm)	Fire Resistance (mins.)	
							E	EI
Masonry/ Concrete	150	30	One Side, Horizontal Joint	25	Stone wool 40 kg/m ³	20	240	60
			Both Sides, Vertical or Horizontal Joint	15			240	240
			One Side, Horizontal Joint	25	AES Fibre ≥ 128kg/m ³		48	240
		50	One Side, Vertical joint	10	Stone wool 33 kg/m ³	60	120	120
			One Side, horizontal joint				240	60

Single sided seals may be either side (or any position between) of the wall.



Appendix UL-EU Certificate

Certificate No. UL-EU-01212-CPR
 Page 57/60
 Date of Issue 2021-09-22

Sikacryl-621 Fire+: Linear Gaps Between Concrete Floor Slabs or Between Floor Slab and Rigid Wall								
Substrate	Minimum Substrate Thickness (mm)	Maximum Gap Size (mm)	Seal Position	Minimum Seal Depth (mm)	Backing Material	Minimum Backing Depth (mm)	Fire Resistance (mins.)	
							E	EI
Masonry/ Concrete	150	100	Either face	25	AES Fibre \geq 128kg/m ³	25	120	60
			Top face				180	180
			Both sides	25	Stone wool 40 kg/m ³		120	120
		15		Stone wool 140 kg/m ³	180	180		
		30	Both sides	15	Stone wool 35 kg/m ³	240	240	
		100	Top face	10	Stone wool 33 kg/m ³	90	240	240



Appendix UL-EU Certificate

Certificate No. UL-EU-01212-CPR
 Page 58/60
 Date of Issue 2021-09-22

Sikacryl-621 Fire+: Linear Joints or Gaps in or Between Concrete Floor Slabs								
Substrate	Minimum Substrate Thickness (mm)	Maximum Gap Size (mm)	Seal Position	Minimum Seal Depth (mm)	Backing Material	Minimum Backing Depth (mm)	Fire Resistance (mins.)	
							E	EI
Steel/ steel or Steel/ concrete	150	13	Top face	25	Stone wool 35 kg/m ³	50	240 ¹	30 ²
			Both sides	15		25	240 ³	45 ⁴
			Top face	25		50	180 ⁵	20 ⁶

*Additional and for information only.

The classifications provided in the table above consider the insulation performance of all components within the firestopping system as per the requirements of EN 1366-4. This includes temperature evaluation of the steel substrate.

In relation to each of the above classifications, temperatures recorded on the seal (exclusive of the supporting construction) exceeded the maximum allowable after the following times (rounded down):

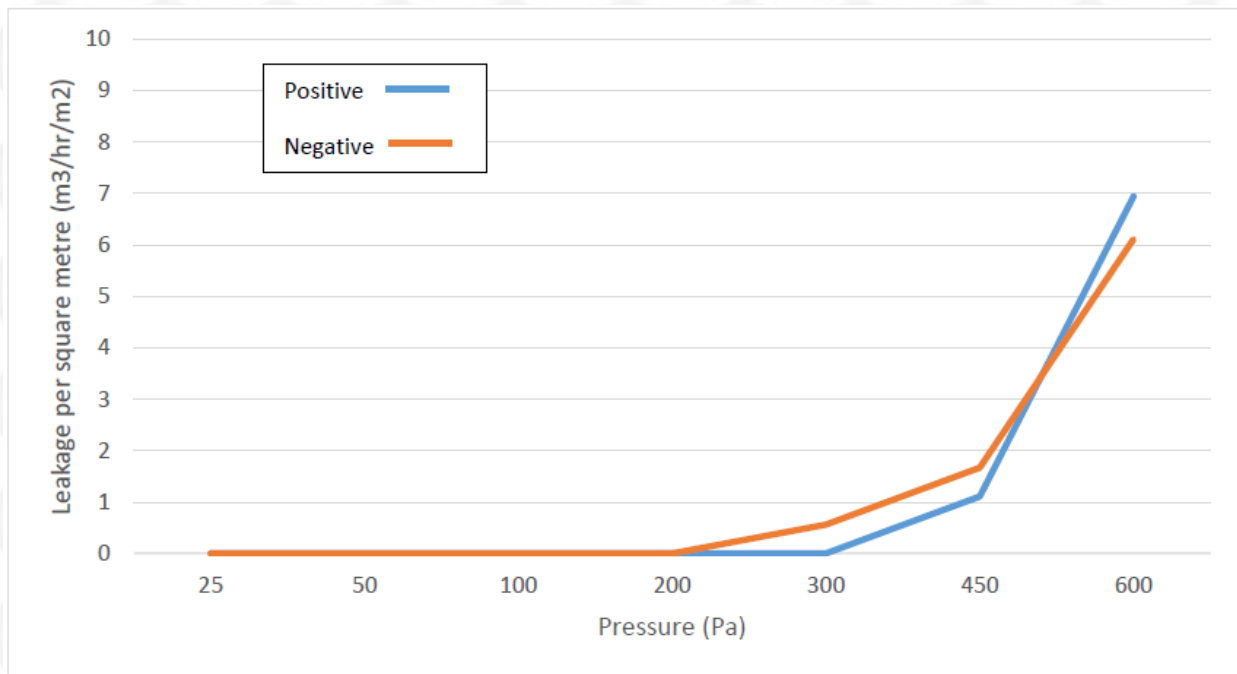
¹ 240, ² 60, ³ 240, ⁴ 120, ⁵ 180, ⁶ 60



Appendix UL-EU Certificate

Certificate No. UL-EU-01212-CPR
 Page 59/60
 Date of Issue 2021-09-22

Product tested	10mm deep x 30mm wide Sikacryl-621 Fire+		
Summary of testing procedure		Result	
	Pressure (Pa)	Leakage (m ³ /h)	Leakage (m ³ /m ² /h)
Results under negative chamber pressure	25	0.00	0.00
	50	0.00	0.00
	100	0.00	0.00
	200	0.00	0.00
	300	0.02	0.56
	450	0.06	1.67
	600	0.22	6.11
Results under positive chamber pressure	25	0.00	0.00
	50	0.00	0.00
	100	0.00	0.00
	200	0.00	0.00
	300	0.00	0.00
	450	0.04	1.11
	600	0.25	6.94



Appendix UL-EU Certificate

Certification Mark	UL-EU mark
Certificate No.	UL-EU-01212-CPR
Page	60/60
Date of Issue	2021-09-22

The UL-EU Mark, as displayed below, shall appear on certified products only. Minimum size is not specified, as long as the Mark is legible. The following is suggested.



The minimum height of the registered trademark symbol ® shall be 1 mm. When the overall diameter of the UL-EU Mark is less than 9.5 mm, the trademark symbol may be omitted if it is not legible to the naked eye.

The UL-EU Mark may appear on a label, nameplate, or may be cast, stamped or molded into the product. When appearing on a label or nameplate, the Manufacturer's name or trademark along with a model number are also required on that same label or nameplate. If cast, stamped or molded, the Manufacturer's name or trademark and model number shall also appear elsewhere on the product.

All content shall be in accordance with the details provided on this UL-EU Certificate.

PROCUREMENT

The Production site may reproduce the Mark or obtain it from a UL authorized supplier. The list of UL authorized suppliers can be found on UL's online directory at www.ul.com.

