



APPLICATION MANUAL

SikaBiresin[®] CR910 Blade Repair

Application instruction for 2-component cartridge

25.04.2024 / VERSION 01 / SIKA SERVICES AG

HEALTH AND SAFETY EQUIPMENT

Use protection gear according to the most actual Safety Data Sheet.

REQUIREMENTS (PRECONDITIONS AND ACTIONS)

The following requirements are essential for proper mixing and application of the product.

- Use this application manual in conjunction with the current Product Data Sheet.
- Application may only be performed by trained experienced professional users.
- The bonding area must be clean, dry and free from grease, oil, dust and contaminants. After the cleaning process, a physical or chemical pretreatment might be required, depending on the surface and type of material.
- Ambient and substrate temperature needs to be between 5 °C and 35 °C.
- All product components must be stored between 15 °C and 30 °C in a dry place.
- Prior to use check the material for homogeneity and crystallization. If crystallization of resin occurred, heat the product to 60 °C until crystallization has disappeared (maximum 2 hours). Temper it to processing temperature before use.

ADDITIONAL INFORMATION

Copies of the following publications are available on request:

- Product Data Sheet
- Safety Data Sheet
- Additional Product Information: SikaBiresin® CR910 Blade Repair – Application and curing properties

APPLICATION MANUAL

SikaBiresin® CR910 Blade Repair Application instruction for 2-component cartridge

25.04.2024, VERSION 01

Application Manual-SikaBiresin-CR910-Application-instruction-for-2-component-cartridge-CORP-en-04-2024-V1-0

Sika Services AG

Tueffenwies 16


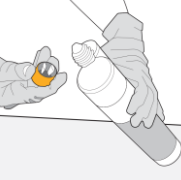
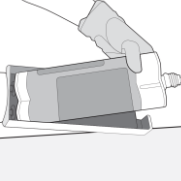
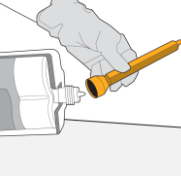
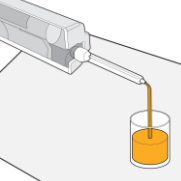
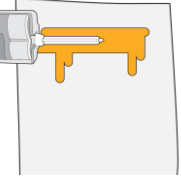
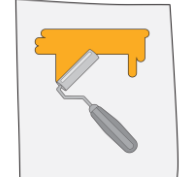
8048 Zurich

Switzerland

BUILDING TRUST



APPLICATION INSTRUCTION

<p>1</p>	<p>Required personal protection, devices, and tools.</p> <p>Dispenser: MIXCOAT™ DM 1500-01 (manual dispenser) MIXCOAT™ DPD 1500-01 (pneumatic dispenser)</p> <p>Mixer: MIXCOAT™ MFQ 08-24C-13</p>	
<p>2</p>	<p>Unscrew the retaining nut. Remove the plastic cap. Keep the cartridge upright to prevent two components from flowing out.</p>	
<p>3</p>	<p>Place the cartridge into dispenser and make sure it is installed correctly. Do not level out the two components since the product is low viscous.</p>	
<p>4</p>	<p>Place the static mixer and screw it on by hand only.</p>	
<p>5</p>	<p>To ensure a homogenous mixing, squeeze out some mixed product, approx. 40 gr., and discard it.</p>	
<p>6</p>	<p>Start the application from the top of the fiberglass patch since the low viscous resin system will drop down.</p>	
<p>7</p>	<p>Spread SikaBiresin® CR910 by air bubble buster roller.</p>	

DISCLAIMER

The information and, in particular, the recommendations relating to the application and end-use of Sika products, are given in good faith based on Sika's current knowledge and experience of the products when properly stored, handled and applied under normal conditions in accordance with Sika's recommendations. In practice, the differences in materials, substrates and actual site conditions are such that no warranty in respect of merchantability or of fitness for a particular purpose, nor any liability arising out of any legal relationship whatsoever, can be inferred either from this information, or from any written recommendations, or from any other advice offered. The user of the product must test the products suitability for the intended application and purpose. Sika reserves the right to change the properties of its products. The proprietary rights of third parties must be observed. All orders are accepted subject to our current terms of sale and delivery. Users must always refer to the most recent issue of the local Product Data Sheet for the product concerned, copies of which will be supplied on request.

APPLICATION MANUAL

SikaBiresin® CR910 Blade Repair Application instruction for 2-component cartridge

25.04.2024, VERSION 01

Application Manual-SikaBiresin-CR910-Application-instruction-for-2-component-cartridge-CORP-en-04-2024-V1-0

Sika Services AG

Tueffenwies 16

8048 Zurich

Switzerland



BUILDING TRUST